

# SOLVABILITY OF GRAPH INEQUALITIES\*

MARCUS SCHAEFER<sup>†</sup> AND DANIEL ŠTEFANKOVIČ<sup>‡</sup>

**Abstract.** We investigate a new type of graph inequality (in the tradition of Cvetković and Simić [*Contributions to Graph Theory and Its Applications*, Technische Hochschule Ilmenau, Ilmenau, Germany, 1977, pp. 40–56] and Capobianco [*Ann. New York Acad. Sci.*, 319 (1979), pp. 114–118]) which is based on the subgraph relation and which allows as terms fixed graphs, graph variables with specified vertices, and the operation of identifying vertices. We present a simple graph inequality that does not have a solution and show that the solvability of inequalities with only one graph variable and one specified vertex can be decided (in nondeterministic exponential time). The solvability of graph inequalities over directed graphs, however, turns out to be undecidable.

1. **A simple graph inequality.** Consider the diagram in Figure 1.

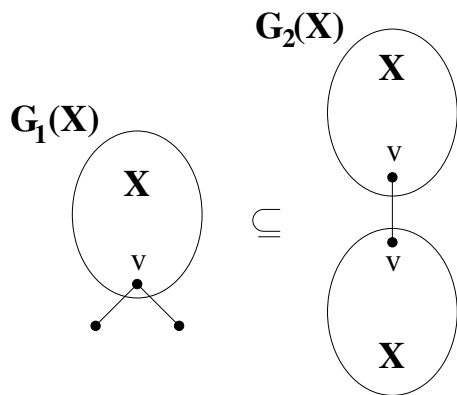


FIG. 1. A graph inequality  $G_1(X) \subseteq G_2(X)$ .

Is there a solution to this inequality? More precisely, is there an undirected graph  $X$  with a vertex  $v$  such that if we construct a graph  $G_2(X)$  by taking two copies of  $X$  and connecting their  $v$  vertices by an edge, and a graph  $G_1(X)$  by adding two new vertices to  $X$  and connecting them with  $v$ , then  $G_1(X)$  occurs as a subgraph of  $G_2(X)$ ?

A moment's reflection will show that the answer is yes: Take  $X$  to be a path of length two together with an isolated vertex  $v$ . What happens if we restrict ourselves to connected graphs? Again the answer is yes: Take a rooted infinite ternary tree and connect its root by an edge to a new vertex  $v$ . What about finite and connected

<sup>†</sup>School of CTI, DePaul University, 243 S. Wabash Ave., Chicago, IL 60604 (mschaefer@cs.depaul.edu).

<sup>‡</sup>Department of Computer Science, University of Chicago, 1100 East 58th St., Chicago, IL 60637 (stefanko@cs.uchicago.edu).

graphs? the patient reader will ask. The answer in this case is no, there is no finite, connected graph  $X$  fulfilling the inequality in Figure 1, and this is the main result of this section.

**THEOREM 1.1.** *There is no connected, finite solution of the Figure 1 inequality.*

A simpler version of this theorem (for finite trees) was used in the first author's thesis [Sch99, Sch01] to determine the computational complexity of the arrowing relation in graph Ramsey theory: deciding  $F \rightarrow (T, K_n)$  is complete for the second level of the polynomial-time hierarchy (where  $F$  is a finite graph,  $T$  is a finite tree of size at least two, and  $K_n$  is the complete graph on  $n$  vertices).

Graph equations (more so than graph inequalities) have been studied for a while, and there are two survey papers dating back to the late 1970s [CS77, CS79, Cap79]. The equalities and inequalities considered in these papers are more general in that they allow arbitrary operations on graphs such as complementation, tensor products, and squaring. Capobianco, Losi, and Riley, for example, showed that there are no (nontrivial) trees whose square is the same as their complement [CLR89]. The more general question of which graphs fulfill  $G^2 = \overline{G}$  is still open [BST94], but it is known that the equation has infinitely many solutions [CK95].

We conclude this section with a proof of Theorem 1.1. Section 2 contains a generalization of this result: The solvability of graph inequalities with only one variable having one specified vertex can be decided. In section 3 we show that a natural generalization of graph inequalities leads to an undecidable solvability problem. Section 4 contains stronger results for graph inequalities over directed graphs: While the solvability of directed graph inequalities with only one variable and one specified vertex remains decidable, we can show that the solvability of directed graph inequalities is undecidable (even with at most three variables and two specified vertices for each variable).

Before we begin the proof we introduce some standard notation [Die97]. We write  $G = (V, E)$  for a graph  $G$  with *vertex set*  $V = V(G)$  and an *edge set*  $E = E(G)$ . The edge between vertices  $u, v \in V$  is written as  $(u, v)$ . The *order* of a graph is defined as  $|V(G)|$ , and the *size*  $|G|$  is defined as  $|E(G)|$ . A graph is *finite* if it has finite order and *connected* if there is a path between any two of its vertices.

*Proof of Theorem 1.1.* Let  $X$  be a minimal solution of the inequality. Denote the copies of  $X$  in  $G_2(X)$  by  $X_i$ ,  $i = 1, 2$ . An *element* of  $X$  is either its edge or vertex. Given an element  $x$  of  $X$ , we denote the corresponding element of  $X_i$  by  $x_i$ .

Let  $\phi$  be the embedding of  $G_1(X)$  into  $G_2(X)$ . Clearly  $(v_1, v_2) \in \text{Im } \phi$ , since otherwise  $G_1(X)$  would map into  $X_1$  or  $X_2$ . Assume that there is an edge  $e \in X$  such that neither  $e_1$  nor  $e_2$  is in  $\text{Im } \phi$ . Let  $Y$  be the connected component of  $X - \{e\}$  containing  $v$ . From the connectedness of  $G_1(X)$  it follows that  $\text{Im } \phi \subseteq G_2(Y)$ . Now the restriction of  $\phi$  to  $G_1(Y)$  is an embedding of  $G_1(Y)$  into  $G_2(Y)$ , contradicting the minimality of  $X$ .

Thus for every  $e \in X$  either  $e_1$  or  $e_2$  is in  $\text{Im } \phi$ . Note that this implies that for every vertex  $u \in X$  either  $u_1$  or  $u_2$  is in  $\text{Im } \phi$ . Let  $Y_i$  be the subgraph of  $X$  corresponding to  $\text{Im } \phi \cap X_i$  (as a subgraph of  $X_i$ ). Then for each  $e \in X$  either  $e \in Y_1$  or  $e \in Y_2$ . We know that

- (1)  $Y_1 \cup Y_2 = X$ ,
- (2)  $|V(Y_1)| + |V(Y_2)| = |V(\text{Im } \phi)| = |V(G_1(X))| = |V(X)| + 2$ ,
- (3)  $|E(Y_1)| + |E(Y_2)| = |E(\text{Im } \phi)| - 1 = |E(G_1(X))| - 1 = |E(X)| + 1$ .

The first equality in (3) follows from the fact that  $(v_1, v_2) \in \text{Im } \phi$ , but  $(v_1, v_2) \notin \text{Im } \phi \cap$

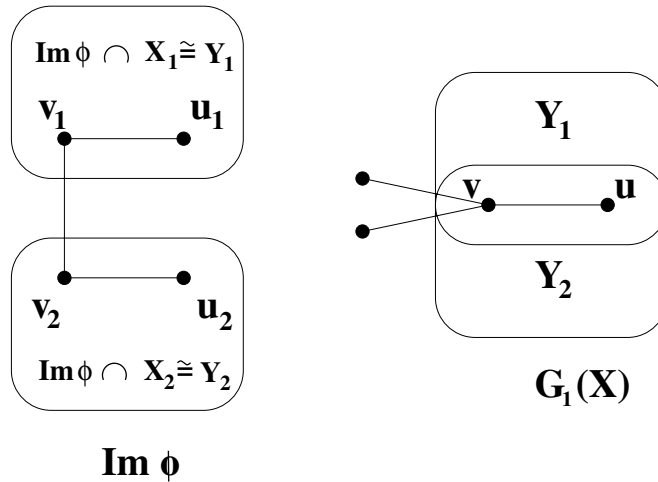


FIG. 2.  $\text{Im } \phi$  and  $G_1(X)$ .

$(X_1 \cup X_2)$ . From (1), (2), (3) we conclude that  $|V(Y_1 \cap Y_2)| = 2$  and  $|E(Y_1 \cap Y_2)| = 1$ , which implies that the intersection of  $Y_1$  and  $Y_2$  is a single edge  $f$ . We know that  $v \in V(Y_1) \cap V(Y_2)$ , and hence  $f = (v, u)$  for some  $u \in V(X)$ . Figure 2 illustrates the situation.

Let  $a_i$  be the number of vertices from  $V(Y_i) \setminus \{u, v\}$  which have degree 1 in  $X$ . Let  $b$  be 1 if  $u$  has degree 1 in  $X$  and 0 otherwise. The number of vertices of degree 1 in  $G_1(X)$  is  $a_1 + a_2 + b + 2$ . The number of vertices of degree 1 in  $\text{Im } \phi$  is at most  $a_1 + a_2 + b + 1$ . Hence  $\text{Im } \phi$  and  $G_1(X)$  are not isomorphic, a contradiction.  $\square$

**2. Decidability of graph inequalities.** We could now start considering all kinds of diagrams involving graphs, vertices, edges, and the subgraph relationship. How hard is it to settle these questions? In this section we will show that the solvability of graph inequalities of the type presented in the previous section, i.e., having only one graph variable with one specified vertex, is decidable. This will follow from an (exponential) upper bound on the size of a minimal solution (if there is one). This result will be complemented by the undecidability result of the next section.

Let us formalize the question. A graph variable  $X$  with a set of specified vertices  $v_1, \dots, v_m$  represents an unknown finite, connected graph whose vertex set includes vertices  $v_1, \dots, v_m$ . Given several graph variables  $X_1, \dots, X_n$  and a graph  $G$ , we can construct a graph term  $G(X_1, \dots, X_n)$  (called *gterm*) by taking several copies of each  $X_i$  and identifying some specified vertices of the copies with some vertices of  $G$ . Since we are working with connected graphs we require  $G(X_1, \dots, X_n)$  to be connected (for any assignment of connected graphs to  $X_1, \dots, X_n$ ). Note that  $G$  itself does not have to be connected and that if  $G(X_1, \dots, X_n)$  is connected for some assignment of connected graphs to  $X_1, \dots, X_n$ , then it is connected for all assignments.

Given two such gterms  $G_1(X_1, \dots, X_n)$ ,  $G_2(X_1, \dots, X_n)$ , we can ask whether there exists an assignment of connected finite graphs to the variables  $X_1, \dots, X_n$  such that  $G_1(X_1, \dots, X_n)$  is a subgraph of  $G_2(X_1, \dots, X_n)$ . We call a question of this type a *graph inequality*.

For the rest of this section we will consider the simplest possible case of a graph inequality: only one variable,  $X$ , with one specified vertex  $v$ . Let  $G_1(X)$  be a gterm

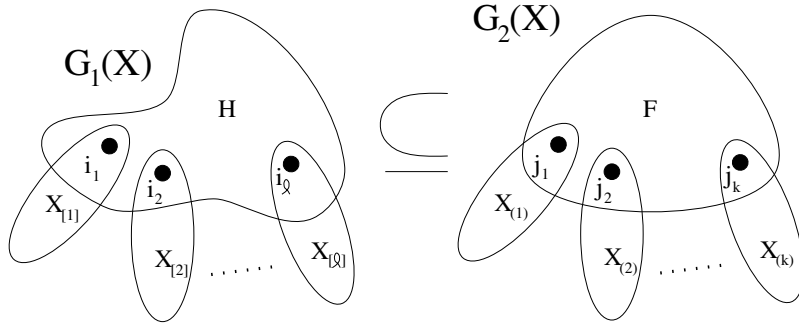


FIG. 3. Inequality  $G_1(X) \subseteq G_2(X)$ .

consisting of a connected graph  $H$  and a copy of  $X$  attached with  $v$  to each vertex of a multisubset  $I = \{i_1, \dots, i_\ell\}$  of vertices of  $H$ . Similarly construct  $G_2(X)$  from a connected graph  $F$  and a multisubset  $J = \{j_1, \dots, j_k\}$  of vertices of  $F$ . The copy of  $X$  in  $G_2(X)$  attached to  $j_r$  ( $1 \leq r \leq k$ ) is called  $X_{(r)}$ , and the copy of  $X$  in  $G_1(X)$  attached to  $i_r$  ( $1 \leq r \leq \ell$ ) is called  $X_{[r]}$ . If there is only one copy of  $X$  in  $G_1(X)$ , we call it  $X$ .

**THEOREM 2.1.** *If the inequality in Figure 3 has a solution  $X$ , then it has a solution of size at most  $|F|(1+k)^{|H|}$ .*

The upper bound on the size of a minimal solution is exponential in the size of the equality; hence to decide solvability we just have to test all graphs up to that size, something which can be done in nondeterministic exponential time (NEXP).

**COROLLARY 2.2.** *The solvability of graph inequalities of the type in Figure 3 can be decided in NEXP.*

We do not know the precise computational complexity of the decision problem. It is at least NP-hard, since we can ask whether a graph contains a clique.

At the core of the proof are Lemmas 2.5 and 2.7, which show that for a minimal solution to the graph inequality (if it exists) we can assume that all of the vertices of  $I$  are mapped to vertices of  $F$ . This reduces the problem to a simpler variant (namely, the images of vertices from  $I$  are prescribed) dealt with by Lemma 2.4 (based on the representation result of Lemma 2.3).

First we characterize solutions of inequalities (with prescribed mapping) where on the left-hand side there is only one copy of  $X$  and  $v$  has to map to a vertex  $w$  of  $F$  on the right-hand side.

If  $w \in J$ , then any connected graph is a solution. Now assume  $w \notin J$ . Let  $\Sigma$  be the alphabet consisting of the numbers  $1, \dots, k$ . For each word  $\alpha$  from  $\Sigma^*$  take a copy  $F^{(\alpha)}$  of  $F$ . For every  $\alpha \in \Sigma^*$  and  $a \in \Sigma$  identify  $w^{(\alpha a)}$  and  $j_a^{(\alpha)}$ . The resulting infinite graph is called  $F^\infty$  (see Figure 5).

**LEMMA 2.3.** *Assume that  $w \notin J = \{j_1, \dots, j_k\}$ . Then the solutions of the inequality in Figure 4 are precisely the subgraphs  $X$  of  $F^\infty$  with  $v = w^{(\cdot)}$  such that*

$$(4) \quad \begin{aligned} &\text{for any edge } e \text{ in } F, \text{ any } \alpha \in \Sigma^*, a \in \Sigma, \\ &\text{if the edge } e^{(\alpha a)} \text{ is in } X, \text{ then } e^{(\alpha)} \text{ is in } X. \end{aligned}$$

*Proof.* If  $X$  is a subgraph of  $F^\infty$  satisfying condition (4), then  $X$  is a solution of the inequality via mapping  $\phi$ :

$$\phi(x^{(\cdot)}) = x,$$

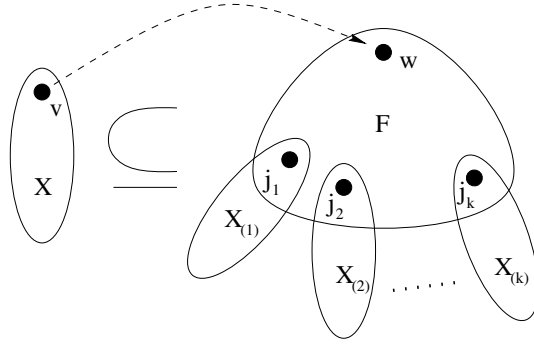


FIG. 4. Inequality  $X \subseteq G_2(X)$ ,  $v \rightarrow w$ .

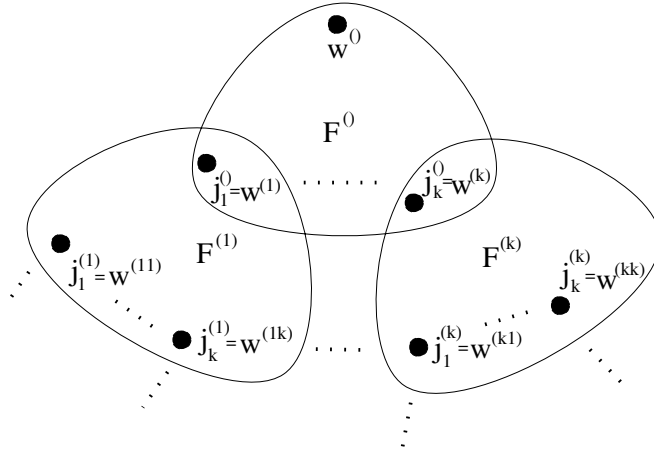


FIG. 5.  $F^\infty$ .

$$\phi(x^{(a\alpha)}) = x_{(a)}^{(\alpha)}.$$

If  $X$  is a solution of the inequality via mapping  $\phi : X \rightarrow G_2(X)$ , then define

$$\begin{aligned} Y^{()} &= \phi^{-1}(F), \\ Y^{(a\alpha)} &= \phi^{-1}(Y_{(a)}^{(\alpha)}), \end{aligned}$$

where  $Y_{(a)}^{(\alpha)}$  is the copy of  $Y^{(\alpha)}$  in  $X_{(a)}$  in  $G_2(X)$ . If  $e$  is an edge of  $X$  with distance  $d$  from  $v$ , then it must map either to  $F$  or to some edge  $f$  in some  $X_{(r)}$  which has strictly smaller distance from  $v_{(r)}$  than  $d$ . Edges adjacent to  $v$  must be mapped to  $F$ , and hence they are in  $Y^{()}$ . By induction it follows that

$$X = \bigcup_{\alpha \in \Sigma^*} Y^{(\alpha)}.$$

Clearly  $Y^{(\alpha)}$  is a subgraph of  $F$  via  $\phi^{|\alpha|+1}$  for any  $\alpha \in \Sigma^*$ . The element of  $Y^{(\alpha)}$  corresponding to  $x \in F$  is called  $x^{(\alpha)}$ . By induction it follows that  $w^{(a\alpha)} = j_a^{(\alpha)}$  for any  $\alpha \in \Sigma^*$ ,  $a \in \Sigma$ . From the definition of  $Y$ 's, if  $e^{(a\alpha)}$  is in  $X$ , then the edge  $e^{(\alpha)}$  is also in  $X$  for any  $\alpha \in \Sigma^*$ ,  $a \in \Sigma$ . Hence  $X$  is a subgraph of  $F^\infty$  satisfying (4).  $\square$

Solving systems of simple graph inequalities is useful in solving more complicated inequalities.

LEMMA 2.4. *If a system of inequalities with prescribed mappings*

$$(5) \quad H_1 \subseteq X, h_1 \rightarrow v; \dots; H_m \subseteq X, h_m \rightarrow v,$$

$$(6) \quad X \subseteq F_1(X), v \rightarrow w_1; \dots; X \subseteq F_n(X), v \rightarrow w_n$$

has a solution, then it has a solution of size at most  $|F_1|(1+k_1)^M$ , where  $k_1$  is the number of copies of  $X$  in  $F_1$  and  $M := \max\{|H_1|, \dots, |H_m|\}$ , assuming that the graphs  $H_1, \dots, H_m$  are connected.

*Proof.* Let  $X$  be a minimal solution of the system. Let  $e$  be an edge of  $X$  whose distance  $d$  from  $v$  is maximal. Assume that  $d > M$ . If we remove the edge  $e$ , then  $X' = X - \{e\}$  still satisfies inequalities (5), because no edge of any  $H_i$  ( $1 \leq i \leq m$ ) can map to  $e$ . If  $X$  satisfies the inequality in Figure 4 for  $F = F_i$  ( $1 \leq i \leq n$ ), then by Lemma 2.3 it is a subgraph of  $F^\infty$  with  $v = w^{(0)}$  and it satisfies condition (4). Let  $e = f^{(\alpha)}$ . Clearly  $X'$  is also a subgraph of  $F^\infty$  and the condition is still satisfied, because  $\text{dist}(v, f^{(a\alpha)}) > \text{dist}(v, f^{(\alpha)})$  and hence  $f^{(a\alpha)} \notin X'$  for any  $a \in \Sigma$ . Therefore  $X'$  satisfies inequalities (6), a contradiction to the minimality of  $X$ .

Thus  $\text{dist}(v, e) \leq M$ . The size of the subgraph of  $F_1^\infty$  consisting of edges within distance  $M$  from  $v$  is bounded by  $|F_1|(1+k_1)^M$ .  $\square$

Now we return to the inequality in Figure 3.

LEMMA 2.5. *If there is more than one copy of  $X$  on the left side of the inequality in Figure 3, then every  $i_r = v_{[r]}$  ( $1 \leq r \leq \ell$ ) must map to a vertex of  $F$ .*

*Proof.* Suppose, for example, that  $i_1$  maps into some  $X_{(r)} - \{j_r\}$ . Let  $P$  be a path from  $i_1$  to  $i_2$ . Graphs  $X_{[1]}$  and  $X_{[2]} \cup P$  share only vertex  $i_1$ . Hence the image of at least one of them does not contain  $j_r$  and since  $j_r$  is a cutvertex of  $G_2$ , that image must be contained in  $X_{(r)} - \{j_r\}$ , which is impossible, since there are more vertices in  $X_1$  or in  $X_2 \cup P$  than in  $X_{(r)} - \{j_r\}$ .  $\square$

LEMMA 2.6. *If  $X$  is a solution of the inequality in Figure 3 via mapping  $\psi : G_1(X) \rightarrow G_2(X)$ , then there exists a mapping  $\phi : G_1(X) \rightarrow G_2(X)$  such that  $\phi(i) = \psi(i)$  and as many copies of  $X$  in  $i$  as possible are mapped to copies of  $X$  in  $\phi(i)$  for every  $i \in I$ .*

*Proof.* Consider a bipartite graph  $B$  with partitions  $I$  and  $J$ , where  $i_r$  is connected to  $j_s$  if and only if  $\psi(i_r) = j_s$ . Without loss of generality assume that  $\{(i_r, j_r); 1 \leq r \leq t\}$  is a maximal matching of  $B$ .

We need to show that there exists  $\phi$  such that  $X_{[r]}$  maps to  $X_{(r)}$  for  $1 \leq r \leq t$ . Let  $Y^1, \dots, Y^q$  be the connected components of  $X - \{v\}$ . Let  $\phi$  be a mapping such that

$$(7) \quad \sum_{r=1}^t \sum_{j=1}^q \left| \phi(Y_{[r]}^j) \cap Y_{(r)}^j \right|$$

is maximal. If for some  $r, j$ ,

$$\phi(Y_{[r]}^j) \neq Y_{(r)}^j,$$

then clearly  $\phi(Y_{[r]}^j) \cap Y_{(r)}^j = \emptyset$ ; otherwise  $\phi(Y_{[r]}^j)$  would have to contain  $j_r$ . Now we can change  $\phi$  in such a way that  $Y_{[r]}^j$  will be mapped to  $Y_{(r)}^j$  and  $\phi^{-1}(Y_{(r)}^j)$  will be mapped to  $\phi(Y_{[r]}^j)$ . This increases the value of (7), a contradiction. Hence  $\phi$  maps  $X_{[r]}$  to  $X_{(r)}$  ( $1 \leq r \leq t$ ).  $\square$

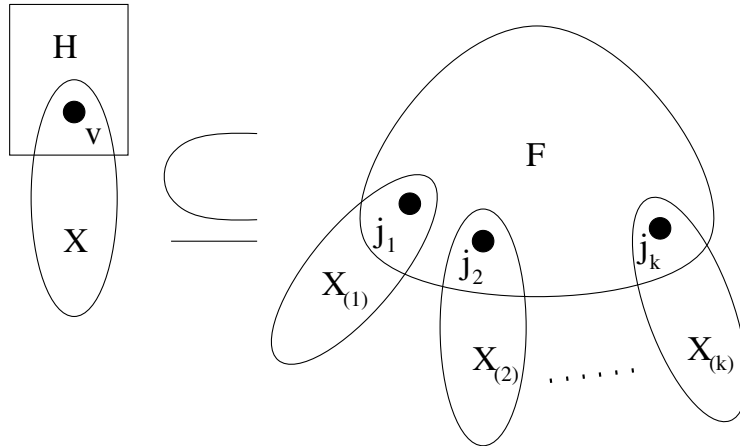


FIG. 6.

We prove an analogue of Lemma 2.5 for inequalities where  $X$  occurs only once on the left-hand side of the inequality in Figure 3.

LEMMA 2.7. *If the inequality in Figure 6 has a solution, then it has a solution  $X$  via a mapping  $\phi$  which maps  $v = i_1$  to a vertex of  $F$ .*

*Proof.* Suppose that there is no solution of the inequality in Figure 6 such that  $v$  maps to a vertex of  $F$ , but there is a solution in which  $v$  maps into a vertex of  $X_{(1)} - \{j_1\}$ . Then clearly the inequality in Figure 7 with the additional condition that  $v$  must map to some  $u \in X_{(1)}$  has a solution (see Figure 7).

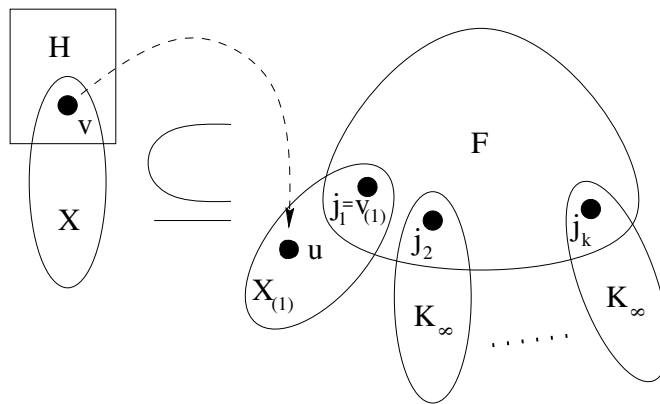


FIG. 7.

If  $u = j_1$ , then by Lemma 2.6 there is  $\phi$  such that  $X$  is mapped to  $X_{(1)}$ . Therefore we can replace  $K_{\infty}$ 's in the inequality in Figure 7 by  $K_{|H|}$ 's, since only  $H$  is mapped to  $G_2(X) - X_{(1)}$ . This, however, implies that  $X = K_{|H|}$  is a solution of the inequality in Figure 6 in which  $v$  maps to a vertex of  $F$ , a contradiction.

Thus  $u \neq j_1$  for every solution of the inequality in Figure 7. Let  $X$  be a minimal solution of this inequality. Graphs  $H$  and  $X$  share only  $v$ ; moreover  $j_1$  is a cutvertex of  $G_2$  and hence either  $H$  or  $X$  must be mapped inside  $X_{(1)} - \{j_1\}$ . Since the latter is not possible,  $H$  must be mapped inside  $X_{(1)} - \{j_1\}$ .

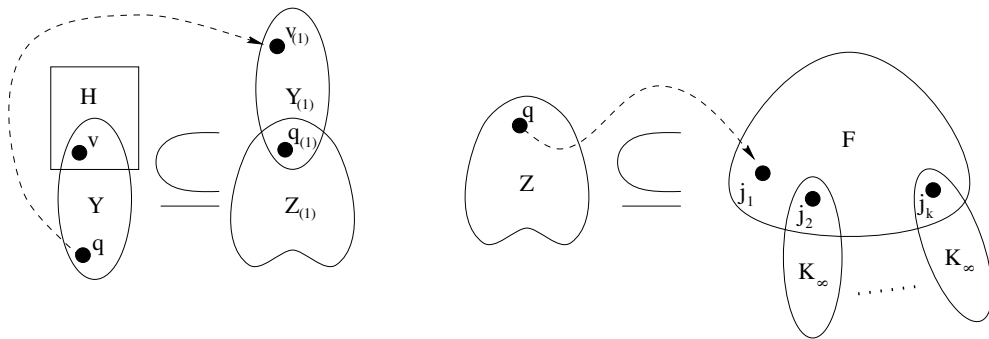


FIG. 8.

Now let  $Y = \phi^{-1}(X_{(1)}) \cap X$  and  $Z = \phi^{-1}(G_2(X) - (X_{(1)} - \{j_1\}))$ . The common vertex of  $Y$  and  $Z$  is called  $q = \phi^{-1}(j_1)$ . The inequality in Figure 7 implies the inequalities in Figure 8.

The second inequality follows directly from the definition. To see the first inequality, note that the graph on the left-hand side is a subgraph of  $X_{(1)}$  with  $q$  mapping to  $j_{(1)}$ , and that by definition of  $Y$  and  $Z$  the right-hand side contains  $X_{(1)}$  with  $j_{(1)}$  of  $X_{(1)}$  mapping to  $v$  of  $Y$ .

If in the first inequality  $v$  was mapped outside of  $Y_{(1)}$ , then the shortest path from  $q$  to  $v$  would have to map to a longer path, which is not possible. Hence  $v$  maps inside  $Y^{(1)}$ . Combining the two inequalities in Figure 8, we get that  $Y$  satisfies the inequality in Figure 7. This contradicts the minimality of  $X$ .  $\square$

We can now complete the proof of Theorem 2.1 by showing a bound on the size of a minimal solution (if there is one) of graph inequalities with one variable and one specified vertex.

*Proof of Theorem 2.1.* From Lemmas 2.5 and 2.7 it follows that we need to consider only solutions in which every  $i_r$  ( $1 \leq r \leq \ell$ ) maps to a vertex of  $F$ . For each such mapping  $\phi$ , using Lemma 2.6, we can assume that if  $i \in I$  maps to a vertex  $j \in J$ , then as many copies of  $X$  in  $i$  as possible map to copies of  $X$  in  $j$ .

Let

$$(8) \quad G'_1(X) \subseteq G'_2(X), \quad v = i_1 \rightarrow \phi(i_1), \dots, i_\ell \rightarrow \phi(i_\ell)$$

be the inequality with prescribed mappings obtained by removing those  $X_{[r]}$ 's and  $X_{(r)}$ 's which are already taken care of by Lemma 2.6. Notice that now no  $i'_r$ , ( $1 \leq r \leq \ell'$ ) maps to a  $j'_s$  ( $1 \leq s \leq k'$ ).

Let  $X'$  be a solution of (8) with mapping  $\psi$ . If  $\psi(X'_{[r]}) \cap X'_{(s)} \neq \emptyset$ , then some vertex from  $X'_{[r]} - \{i'_r\}$  must map to  $j'_s$ . Since  $j'_s$  is a cutvertex, no other part of  $G'_1(X')$  can map to  $X'_{(s)}$ . If for each  $X'_{[r]}$ ,  $1 \leq r \leq \ell'$ , and  $H$  we take the set of objects (edges and  $X'_{(s)}$ 's) to which it is mapped, then these sets are disjoint.

There are only finitely many partitions of the objects of  $G'_2(X)$  into  $\ell + 1$  disjoint sets. For each such partition we get a system of inequalities with prescribed mappings as in Lemma 2.4, which has a solution of size at most  $|F|(1 + k)^{|H|}$  (if it has one).  $\square$

Note that by using previous lemmas we can easily prove Theorem 1.1. If there was a solution of the inequality in Figure 1, then by Lemma 2.7 there is a solution

such that  $v$  from  $G_1(X)$  maps to one of the  $v$ 's in  $G_2(X)$ . By looking at the degrees of  $v$ 's we see that this is not possible.

We conclude this section with a technical result that allows us to combine several inequalities with prescribed mappings. This lemma will be needed in the next section.

LEMMA 2.8. *For any system of inequalities with prescribed mappings*

$$\begin{aligned} H_1 \subseteq X, h_1 \rightarrow v; \dots; H_m \subseteq X, h_m \rightarrow v, \\ X \subseteq F_1(X), v \rightarrow w_1; \dots; X \subseteq F_n(X), v \rightarrow w_n, \end{aligned}$$

*there is a single inequality which has the same set of solution as the system.*

*Proof.* Consider the inequality in Figure 9.

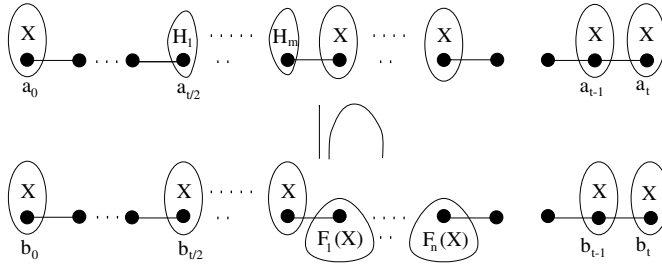


FIG. 9.

By Lemma 2.5,  $a_0$  and  $a_t$  have to map to  $F$ . Clearly the  $a_0, a_t$  path of  $H$  in  $G_1(X)$  has to map to a path in  $F$  in  $G_2(X)$ . If  $t > 2(m + n + \max\{F_1, \dots, F_n\})$ , then the only path of length  $t$  in  $F$  is the  $b_0, b_t$  path. It follows that  $a_i$  maps to  $b_i$  ( $0 \leq i \leq t$ ) because  $a_{t-1}$  cannot map to  $a_1$ . Hence  $X$  is a solution of the inequality in Figure 9 if and only if it is a solution of the system.  $\square$

**3. Undecidability of graph inequalities.** The result of the last section might suggest that there is a general method to decide the solvability of graph inequalities. While we have to leave this question open for the time being, we do want to sketch a proof that a natural generalization of the problem turns out to be undecidable. We consider a logical language whose atoms are graph inequalities as above, i.e., diagrams involving graphs with labeled vertices, additional edges and vertices, and one occurrence of the subgraph relationship. We then build more complex formulas by allowing logical operators  $\wedge$  (and) and  $\neg$  (not) and quantifiers over graphs (and labeled vertices). We will not formally describe the semantics of this language since it is straightforward; the only point worth mentioning is that we assume vertices with different labels in the same graph to be different.

We will next show that formulas of this type are not decidable. More precisely we will show that this is even the case if we restrict the quantifiers in the formulas to be only existential or bounded (i.e., of the form  $(\forall F \subseteq G)$  or  $(\exists F \subseteq G)$ ). Since formulas involving only bounded quantifiers are decidable (the bounds have to be explicit graphs; hence we can try all possible combinations), this is a reasonably sharp result on the complexity of graph inequalities. The main open problem of interest, of course, is whether the problem is undecidable in case we allow only existential quantifiers (and no bounded quantifiers at all). We will mention some interesting related problems in the conclusion.

THEOREM 3.1. *The solvability of graph diagrams with Boolean operators, existential quantifiers, and bounded quantifiers is not decidable.*

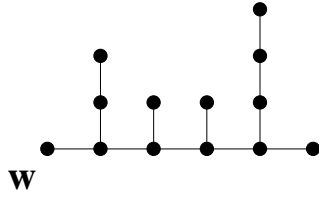


FIG. 10. Representing the word 21130.

*Proof.* We will show the undecidability of the solvability problem by reducing the word problem for semi-Thue systems to it (see, for example, [HU79]). Over an alphabet  $A$ , a semi-Thue system is a set of productions  $x \Rightarrow y$  ( $x, y \in A^*$ ), meaning that  $x$  can be transformed into  $y$ . The word problem for a semi-Thue system is to decide whether, given two words  $x$  and  $y$ , there is a series of productions which, when applied to substrings of the words, transforms  $x$  into  $y$ .

We will represent the letters of the alphabet as paths of different lengths. A word will be coded as a path to which are attached further paths coding the letters of the word. A sequence of words will be coded in a similar way. We will then have to find a way to verify that such a sequence results from legal applications of the productions.

Fix a semi-Thue system  $(x_i \Rightarrow y_i)_{i \leq n}$  over some alphabet  $A$ , and suppose we are given two words  $x$  and  $y$ . The following diagram gives an example of how we represent words, in this case the word 21130 (Figure 10).

The initial vertex  $w$  is used to link the word up in a sequence of words. In the manner depicted by the diagram we associate graphs  $X_i, Y_i, X$ , and  $Y$  with the words  $x_i, y_i, x$ , and  $y$ .

Assume that for all  $A \subseteq G$  the following diagram (Figure 11) is true.

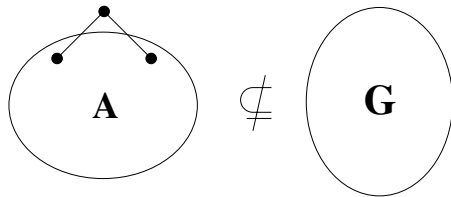


FIG. 11. Forcing a tree.

Then  $G$  does not contain any cycles and therefore is a tree. Furthermore, by excluding  $K_{1,4}$  we can easily assure that  $G$  has maximal degree at most 3. We now set up  $G$  to code the initial and final words. We do this by saying that there is an  $A \subseteq G$  which fulfills the diagram in Figure 12.

Note that for the diagram to be true  $w_X$  has to be mapped to  $u$  and  $w_Y$  to  $v$  ( $G$  is a tree). Hence  $G$  will contain a path from  $u$  to  $v$ . For each vertex  $w$  on that path let  $G_w$  be the graph attached to the path (if none, then  $G_w$  is just  $w$ ). With the previous diagram we have ensured that  $G_{w_X}$  codes  $x$  and  $G_{w_Y}$  codes  $y$ . Now we have to verify only that the transitions between words as coded by  $G$  are legal according to the system of productions given. We do this by saying that for any  $A, B, C, D \subseteq G$  for which the diagram in Figure 13 is true, there are  $S, E, B', C' \subseteq G$  for which the diagram in Figure 14 is true, and such that  $B' = X_i$  and  $C' = Y_i$  for some  $i \leq n$ .

It is straightforward to check that in this manner we have encoded the original

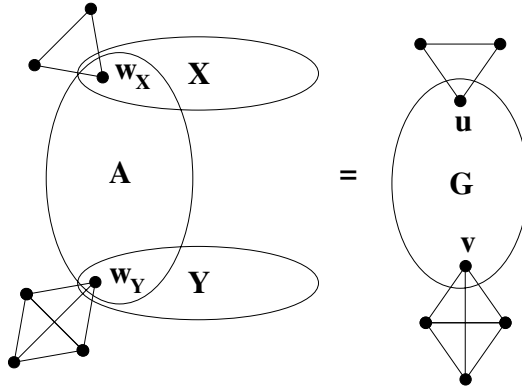


FIG. 12. Forcing  $x$  and  $y$ .

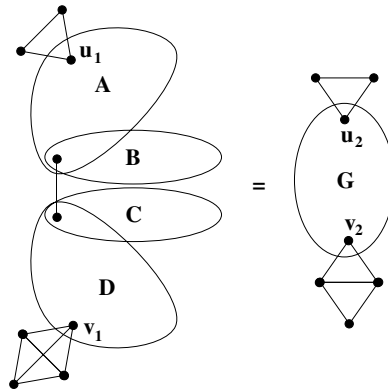


FIG. 13. Transition from  $B$  to  $C$ .

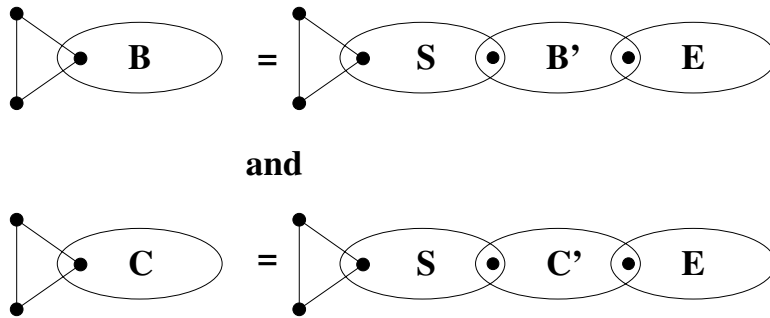


FIG. 14. Application of production  $B'$  to  $C'$ .

word problem: There is a  $G$  fulfilling all these conditions if and only if there is a solution to the word problem. Hence the word problem can be written as a graph inequality with one existential quantifier and some bounded quantifiers.  $\square$

**4. Directed graph inequalities.** So far we have considered only undirected graphs. What happens if we change the universe of graph inequalities to directed (or colored) graphs? Call these variants *directed* (or *colored*) graph inequalities, respectively.

In the case of one variable with one specified vertex we can obtain the same result as in Theorem 2.1. As a matter of fact, the lemmas and proofs needed for that theorem can be used without modification.

**THEOREM 4.1.** *For directed (or colored) graphs, if the inequality in Figure 3 has a solution  $X$ , then it has a solution of size at most  $|F|(1+k)^{|H|}$ .*

As above, this implies that the problem is decidable in NEXP.

The complexity of the undecidability proof in section 3 stemmed from the difficulty of coding the alphabet: We had to use special devices to code letters and then use bounded quantifiers to verify that the coding was correct. Allowing the edges in the graph to be directed, however, makes these constructions unnecessary.

**THEOREM 4.2.** *The solvability of directed (colored) graph inequalities is undecidable.*

The problem remains undecidable even if we limit it to three variables with two specified vertices each. We consider only directed graphs, since the treatment for graphs with two colors is identical.

*Proof.* We will translate Post's correspondence problem (PCP) into a directed graph inequality. Since the former problem is known to be Turing-complete [HU79], this shows the undecidability of directed graph inequalities.

PCP asks whether, given a list of pairs of words  $(p_i, q_i)_{1 \leq i \leq n}$ , there is a list of indices  $i_1, \dots, i_m$  such that  $p_{i_1} \cdots p_{i_m} = q_{i_1} \cdots q_{i_m}$ . PCP can be translated into a question about context-free grammars as follows: Consider two grammars

- (i)  $S_1 \rightarrow \dot{i} S_1 p_i \mid \dot{i} p_i \ (1 \leq i \leq n)$ ,
- (ii)  $S_2 \rightarrow \dot{i} S_2 q_i \mid \dot{i} q_i \ (1 \leq i \leq n)$ ,

where  $\dot{i}$  is a prefix-encoding of the number  $i$ . The original problem has a solution if and only if the two grammars have a word in common, i.e., there is a word  $w$  such that  $S_1 \rightarrow^* w$  and  $S_2 \rightarrow^* w$ .

Consider a context-free grammar with productions over the alphabet  $\{0, 1\}$  and one nonterminal symbol  $S$ . Every production has  $S$  on the left-hand side and a (nonempty) string of letters and at most one occurrence of  $S$  on the right-hand side.

We will code 0's and 1's by the direction of edges, an outgoing edge coding a 0 (for a string starting in the vertex) and an incoming edge coding a 1. Let  $G_a$  be the path corresponding to the string  $a$  (for an example, see Figure 15).



FIG. 15.  $G_{01001}$ .

A production is either of the form  $S \rightarrow aSb$ , where  $ab \in \{0, 1\}^+$ , or of the form  $S \rightarrow a$ , where  $a \in \{0, 1\}^+$ . We assume that there is always a production of the second kind.

Construct a graph inequality as follows: The left-hand side contains a graph variable  $X_S$  with two special vertices  $u_S$  and  $v_S$ . The right-hand side has two special vertices  $u'_S$  and  $v'_S$ . For every production of the form  $S \rightarrow aSb$ , include  $G_a$  starting in  $u'_S$  and ending in the  $u_S$  vertex of a new copy of  $X_S$ , and  $G_b$  starting in the  $v_S$  vertex of  $X_S$  and ending in  $v'_S$ . For every production of the form  $S \rightarrow a$ , include  $G_a$  starting in  $u'_S$  and ending in  $v'_S$ .

If we require that  $u$  and  $v$  be mapped to  $u'$  and  $v'$ , respectively, then a solution to the inequality corresponds to a word in the language described by the grammar, and, vice versa, every word in the language gives rise to a solution of the graph inequality.



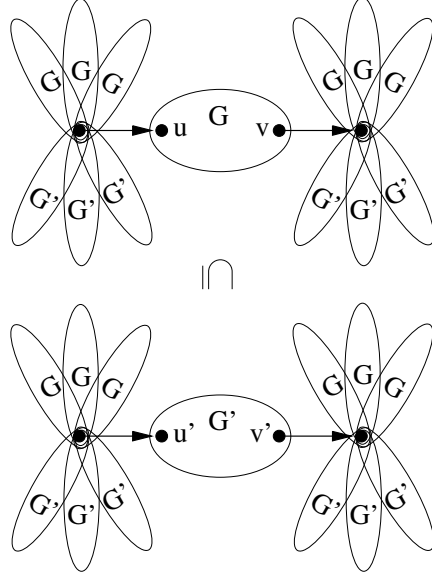


FIG. 17.  $G \subseteq G'$ .

into a single inequality fulfilling the additional requirements on the  $u$  and  $v$  vertices.

Consider the directed graph inequality of Figure 17.

We claim that if  $G$  and  $G'$  are solutions of this inequality, then  $G$  is a subgraph of  $G'$  such that  $u$  and  $v$  are mapped to  $u'$  and  $v'$ , respectively (and, obviously, any such graphs are solutions to the inequality). To see this, suppose that one of the vertices at the heart of a sunflower does not map to its corresponding vertex. It then has to map to a labeled vertex, or into a  $G'$  or  $G$ , say  $G'$ . This is not possible, since such a vertex is at the heart of three copies of  $G'$ , at most two of which can map outside the  $G'$ , so there would have to be a full copy of  $G'$  within  $G'$ , which is impossible. Hence the hearts of the sunflowers map to each other, and, in consequence, the copies of  $G$  map to the corresponding copies of  $G'$ , while  $u$  and  $v$  map to  $u'$  and  $v'$ .

We have four equations altogether:  $G_{S_i} \subseteq G_i$  (with  $G_i$  the right-hand sides constructed from the grammars) and  $G_P \subseteq G_{S_i}$  ( $i = 1, 2$ ). We can extend the diagram above to incorporate all four inequalities: It will contain five sunflowers on each side of the inequality, between which the terms of the four inequalities are linked up; each sunflower will have three copies of each graph involved in the construction, and hence the hearts of the sunflowers map to each other, as above. Thus we get a single directed graph inequality which has a solution if and only if the two grammars have a word in common.  $\square$

**5. Conclusion.** Several questions remain open, the most nagging one being the complexity of deciding the solvability of (undirected) graph inequalities (without additional quantifiers and Boolean operators). It seems hard to translate the corresponding undecidability result for directed graph inequalities back to the undirected case. Another approach would be to strengthen the proof of the undirected undecidability result, which required one existential quantifier and several alternations of bounded quantifiers. It seems likely that by using a different problem for the reduction (for example, PCP) one might get the language down to existential and bounded universal

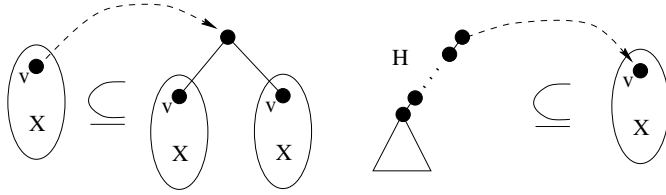


FIG. 18.

quantifiers only. Getting rid of that last layer of bounded quantifiers, thereby settling the complexity of Boolean combinations of graph inequalities, seems harder. The language shown to be undecidable in section 3, for example, is powerful enough to code the edge reconstruction conjecture (in a more or less natural fashion). Hence a decision procedure would have come as a surprise. In the case of graph inequalities the situation is different: We do not know of any difficult open problem that can be phrased as a graph inequality; hence decidability might still be an option.

*Question 1.* Is the solvability of graph inequalities (as defined in section 2) decidable?

A positive indication for decidability is that it seems difficult to force large solutions. If graph inequalities were undecidable, then the solution size would have to grow faster than any computable function. The best result we have been able to obtain so far shows that a quadratic lower bound is possible, a far cry from undecidability.

**THEOREM 5.1.** *There is a graph inequality  $G_1(X) \subseteq G_2(X)$  of size  $O(n)$  such that the size of a minimal solution is  $\Omega(n^2)$ .*

*Proof.* Consider the system of inequalities (Figure 18) with prescribed mappings, where  $H$  is a path of length  $n$  connected to a complete binary tree of depth  $\log n$ . Let  $B$  be the infinite binary tree with edges naturally labeled by strings from  $\{0, 1\}^+$ . By Lemma 2.3 solutions of the first inequality are subgraphs  $X$  of  $B$  such that if edge  $a\alpha$  is in  $X$ , then edge  $\alpha$  is also in  $X$  for any  $a \in \{0, 1\}$ ,  $\alpha \in \{0, 1\}^+$ . From the second inequality it follows that for any solution  $X$  there is some  $\alpha \in \{0, 1\}^n$  such that for every  $\beta \in \{0, 1\}^{\log n}$ , edge  $\alpha\beta$  is in  $X$ . Hence for any suffix  $\gamma$  of  $\alpha$  for every  $\beta \in \{0, 1\}^{\log n}$ , edge  $\gamma\beta$  is in  $X$  and therefore there are  $\Omega(n^2)$  edges in  $X$ . Using Lemma 2.8 we combine the inequalities in Figure 18 into a single inequality.  $\square$

*Question 2.* Are there graph inequalities whose minimal solutions have at least exponential size?

Our decidability result for graph inequalities with one variable (and one labeled vertex) shows that the computational complexity of the problem lies in NEXP. As we pointed out earlier, it is also NP-hard (since we can ask for a clique as subgraph, without even using the existential quantifier).

*Question 3.* What is the computational complexity of deciding the solvability of one-variable, one-vertex graph inequalities? Is the problem NEXP-complete?

First steps towards generalizations of the decidability result would probably try to increase the number of specified vertices, then the number of variables. Also, can we decide Boolean combinations of graph inequalities?

One special case of Boolean combinations can be settled with the techniques from section 2: graph equalities with one variable and one specified vertex.

**THEOREM 5.2.** *The solvability of graph equalities with one variable and one specified vertex is decidable.*

*Proof.* Lemma 2.5 allows us to assume that variable  $X$  occurs at most once on each

side of the equality (otherwise we can use Lemma 2.4 as in the proof of Theorem 2.1). If  $X$  does not occur on one of the sides, we are done. If it occurs precisely once on each side, it is not too difficult to see that the equality is solvable if the two graphs to which the variable is attached are isomorphic (where the labeled vertices have to map to each other). The decision procedure outlined here is, again, in NEXP.  $\square$

In the case of directed graph inequalities we have a tight separation of decidability and undecidability: One variable with one specified vertex is decidable, and three variables with two specified vertices are not. While it might be interesting to find out what happens in the case of two variables, a more promising object of study should be the computational complexity of directed graph inequalities. The direction of the edges might help in encoding a problem complete for EXP or NEXP.

*Question 4.* What is the computational complexity of deciding the solvability of one-variable, one-vertex directed (or colored) graph inequalities? Is the problem NEXP-complete?

Finally we would like to suggest that the question of computational complexity should also be an interesting one for the more general types of graph equalities and graph inequalities studied in the literature [CS79].

**Acknowledgments.** We would like to thank Laci Babai and János Simon for helpful discussions.

#### REFERENCES

- [BST94] V. BALTIĆ, S. K. SIMIĆ, AND V. TINTOR, *Some remarks on graph equation  $G^2 = \overline{G}$* , Univ. Beograd. Publ. Elektrotehn. Fak. Ser. Mat., 5 (1994), pp. 43–48.
- [Cap79] M. F. CAPOBIANCO, *Graph equations*, Ann. New York Acad. Sci., 319 (1979), pp. 114–118.
- [CK95] M. CAPOBIANCO AND S.-R. KIM, *More results on the graph equation  $G^2 = \overline{G}$* , in Graph Theory, Combinatorics, and Algorithms, Wiley, New York, 1995, pp. 617–628.
- [CLR89] M. F. CAPOBIANCO, K. LOSI, AND B. RILEY,  *$G^2 = \overline{G}$  has no nontrivial tree solutions*, Ann. New York Acad. Sci., 555 (1989), pp. 103–105.
- [CS77] D. M. CVETKOVIĆ AND S. K. SIMIĆ, *Graph equations*, in Contributions to Graph Theory and Its Applications, Technische Hochschule Ilmenau, Ilmenau, Germany, 1977, pp. 40–56.
- [CS79] D. M. CVETKOVIĆ AND S. K. SIMIĆ, *A bibliography of graph equations*, J. Graph Theory, 3 (1979), pp. 311–324.
- [Die97] R. DIESTEL, *Graph Theory*, Grad. Texts in Math. 173, Springer-Verlag, New York, 1997.
- [HU79] J. E. HOPCROFT AND J. D. ULLMAN, *Introduction to Automata Theory, Languages, and Computation*, Addison-Wesley, Reading, MA, 1979.
- [Sch99] M. SCHAEFER, *Completeness and Incompleteness*, Ph.D. thesis, University of Chicago, Chicago, 1999.
- [Sch01] M. SCHAEFER, *Graph Ramsey theory and the polynomial hierarchy*, J. Comput. System Sci., 62 (2001), pp. 290–322.