

CSC 252: Computer Organization

Spring 2018: Lecture 4

Instructor: Yuhao Zhu

Department of Computer Science
University of Rochester

Action Items:

- **Assignment 1 due Feb. 2, midnight**

Announcement

- Programming Assignment 1 is out
 - Due on **Feb 2, 11:59 PM**
 - You have 3 slip days
 - Try to submit once to make sure you can submit
 - We count only the latest submission before the deadline

< > February 2018				
Mon 29	Tue 30	Wed 31	Thu Feb 1	Fri 2

Announcement

- Programming Assignment 1 is out
 - Due on **Feb 2, 11:59 PM**
 - You have 3 slip days
 - Try to submit once to make sure you can submit
 - We count only the latest submission before the deadline
- TAs are better positioned to answer questions regarding assignments

Previously in 252...

Previously in 252...

- Signed vs. Unsigned Integer
 - Integer is a special case of fixed-point
 - Fractions can also be represented in fixed-point

Previously in 252...

- Signed vs. Unsigned Integer
 - Integer is a special case of fixed-point
 - Fractions can also be represented in fixed-point
- Least significant bit (byte)
 - Bit (byte) that is least significant to the numerical value of the bit stream — always the rightmost!
 - Has nothing to do with which endianness you choose

Previously in 252...

- Signed vs. Unsigned Integer
 - Integer is a special case of fixed-point
 - Fractions can also be represented in fixed-point
- Least significant bit (byte)
 - Bit (byte) that is least significant to the numerical value of the bit stream — always the rightmost!
 - Has nothing to do with which endianness you choose

10100011

Previously in 252...

- Signed vs. Unsigned Integer
 - Integer is a special case of fixed-point
 - Fractions can also be represented in fixed-point
- Least significant bit (byte)
 - Bit (byte) that is least significant to the numerical value of the bit stream — always the rightmost!
 - Has nothing to do with which endianness you choose

10100011



Least significant bit

Previously in 252...

- Signed vs. Unsigned Integer
 - Integer is a special case of fixed-point
 - Fractions can also be represented in fixed-point
- Least significant bit (byte)
 - Bit (byte) that is least significant to the numerical value of the bit stream — always the rightmost!
 - Has nothing to do with which endianness you choose

Most significant bit 10100011 Least significant bit



Previously in 252...

- Signed vs. Unsigned Integer
 - Integer is a special case of fixed-point
 - Fractions can also be represented in fixed-point
- Least significant bit (byte)
 - Bit (byte) that is least significant to the numerical value of the bit stream — always the rightmost!
 - Has nothing to do with which endianness you choose

Most significant bit  10100011  Least significant bit

DEADBEEF

Previously in 252...

- Signed vs. Unsigned Integer
 - Integer is a special case of fixed-point
 - Fractions can also be represented in fixed-point
- Least significant bit (byte)
 - Bit (byte) that is least significant to the numerical value of the bit stream — always the rightmost!
 - Has nothing to do with which endianness you choose

Most significant bit 10100011 Least significant bit

Most significant byte DEADBEEF

Previously in 252...

- Signed vs. Unsigned Integer
 - Integer is a special case of fixed-point
 - Fractions can also be represented in fixed-point
- Least significant bit (byte)
 - Bit (byte) that is least significant to the numerical value of the bit stream — always the rightmost!
 - Has nothing to do with which endianness you choose

Most significant bit 10100011 Least significant bit

Most significant byte DEADBEEF Least significant byte

Previously in 252...

Google “Hexspeak”

- Signed vs. Unsigned Integer
 - Integer is a special case of fixed-point
 - Fractions can also be represented in fixed-point
- Least significant bit (byte)
 - Bit (byte) that is least significant to the numerical value of the bit stream — always the rightmost!
 - Has nothing to do with which endianness you choose

Most significant bit 10100011 Least significant bit

Most significant byte DEADBEEF Least significant byte

Today: Floating Point

- Background: Fractional binary numbers and fixed-point
- Floating point representation
- IEEE 754 standard
- Rounding, addition, multiplication
- Floating point in C
- Summary

Can We Represent Fractions in Binary?

- What does 10.01_2 mean?
 - C.f., Decimal


Can We Represent Fractions in Binary?

- What does 10.01_2 mean?
 - C.f., Decimal

$$12.45 = 1 \cdot 10^1 + 2 \cdot 10^0 + 4 \cdot 10^{-1} + 5 \cdot 10^{-2}$$


Can We Represent Fractions in Binary?

- What does 10.01_2 mean?
 - C.f., Decimal

$$12.45 = \boxed{1 \cdot 10^1} + 2 \cdot 10^0 + 4 \cdot 10^{-1} + 5 \cdot 10^{-2}$$



Can We Represent Fractions in Binary?

- What does 10.01_2 mean?
 - C.f., Decimal

$$12.45 = 1 * 10^1 + \boxed{2 * 10^0} + 4 * 10^{-1} + 5 * 10^{-2}$$



Can We Represent Fractions in Binary?

- What does 10.01_2 mean?
 - C.f., Decimal

$$12.45 = 1 * 10^1 + 2 * 10^0 + \boxed{4 * 10^{-1}} + 5 * 10^{-2}$$


Can We Represent Fractions in Binary?

- What does 10.01_2 mean?
 - C.f., Decimal

$$12.45 = 1 \cdot 10^1 + 2 \cdot 10^0 + 4 \cdot 10^{-1} + 5 \cdot 10^{-2}$$


Can We Represent Fractions in Binary?

- What does 10.01_2 mean?
 - C.f., Decimal


$$12.45 = 1*10^1 + 2*10^0 + 4*10^{-1} + 5*10^{-2}$$

$$10.01_2 = 1*2^1 + 0*2^0 + 0*2^{-1} + 1*2^{-2}$$

Can We Represent Fractions in Binary?

- What does 10.01_2 mean?
 - C.f., Decimal


$$12.45 = 1*10^1 + 2*10^0 + 4*10^{-1} + 5*10^{-2}$$

$$10.01_2 = 1*2^1 + 0*2^0 + 0*2^{-1} + 1*2^{-2}$$


Can We Represent Fractions in Binary?

- What does 10.01_2 mean?
 - C.f., Decimal


$$12.45 = 1*10^1 + 2*10^0 + 4*10^{-1} + 5*10^{-2}$$

$$10.01_2 = 1*2^1 + \boxed{0*2^0} + 0*2^{-1} + 1*2^{-2}$$


Can We Represent Fractions in Binary?

- What does 10.01_2 mean?
 - C.f., Decimal

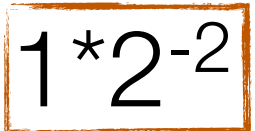

$$12.45 = 1 \cdot 10^1 + 2 \cdot 10^0 + 4 \cdot 10^{-1} + 5 \cdot 10^{-2}$$

$$10.01_2 = 1 \cdot 2^1 + 0 \cdot 2^0 + 0 \cdot 2^{-1} + 1 \cdot 2^{-2}$$


Can We Represent Fractions in Binary?

- What does 10.01_2 mean?
 - C.f., Decimal

$$12.45 = 1*10^1 + 2*10^0 + 4*10^{-1} + 5*10^{-2}$$

$$10.01_2 = 1*2^1 + 0*2^0 + 0*2^{-1} + 1*2^{-2}$$


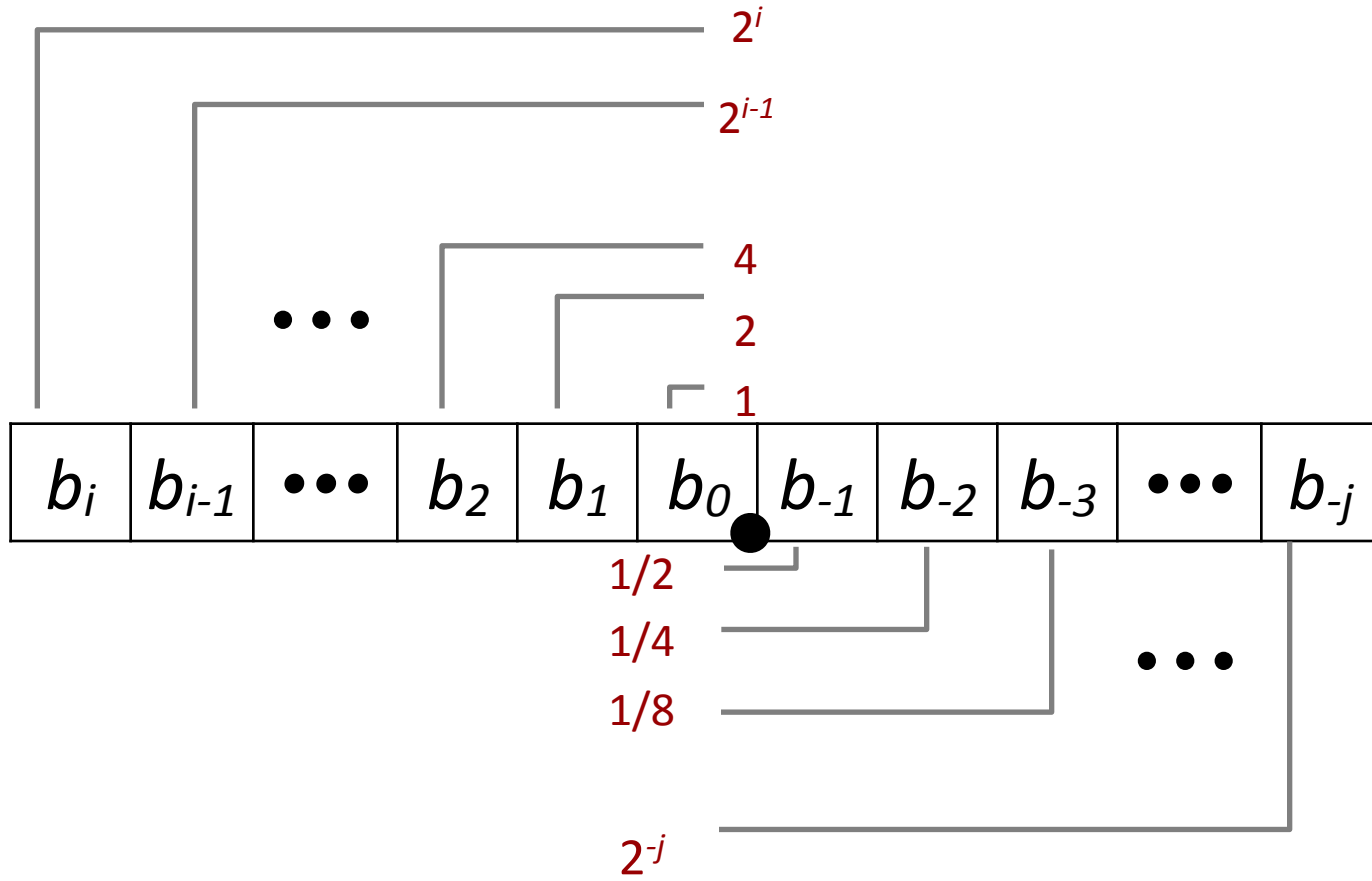
Can We Represent Fractions in Binary?

- What does 10.01_2 mean?
 - C.f., Decimal

$$12.45 = 1 \cdot 10^1 + 2 \cdot 10^0 + 4 \cdot 10^{-1} + 5 \cdot 10^{-2}$$

$$\begin{aligned} 10.01_2 &= 1 \cdot 2^1 + 0 \cdot 2^0 + 0 \cdot 2^{-1} + 1 \cdot 2^{-2} \\ &= 2.25_{10} \end{aligned}$$

Fractional Binary Numbers



Fractional Binary Numbers: Examples

Decimal Value	Binary Representation
$5 \frac{3}{4}$	101.11
$2 \frac{7}{8}$	10.111
$1 \frac{7}{16}$	1.0111

Fractional Binary Numbers: Examples

Decimal Value	Binary Representation
5 3/4	101.11
2 7/8	10.111
1 7/16	1.0111

Exact Same Raw
Bit Stream!

Fractional Binary Numbers: Examples

Decimal Value	Binary Representation
5 3/4	101.11
2 7/8	10.111
1 7/16	1.0111

Exact Same Raw
Bit Stream!

- We would need to remember:
 - The raw bit stream
 - Where the binary point is

Fractional Binary Numbers: Examples

Decimal Value	Binary Representation
5 3/4	101.11
2 7/8	10.111
1 7/16	1.0111

Exact Same Raw
Bit Stream!

- We would need to remember:
 - The raw bit stream
 - Where the binary point is
- Makes calculations (e.g. addition) hard, and not very elegant
 - Need to first align numbers according to the binary point

Fixed-Point Representation

Fixed-Point Representation

- Binary point stays fixed

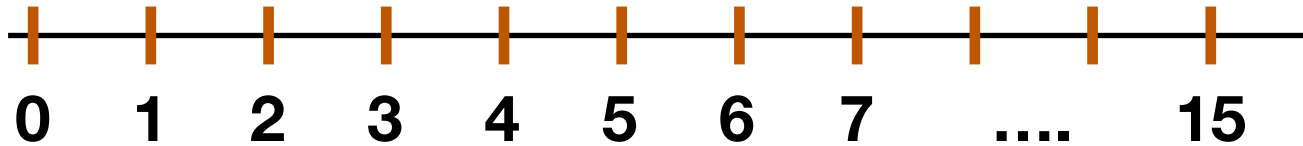
Fixed-Point Representation

- Binary point stays fixed

Decimal	Binary
0	0000.
1	0001.
2	0010.
3	0011.
4	0100.
5	0101.
6	0110.
7	0111.
8	1000.
9	1001.
10	1010.
11	1011.
12	1100.
13	1101.
14	1110.
15	1111.

Fixed-Point Representation

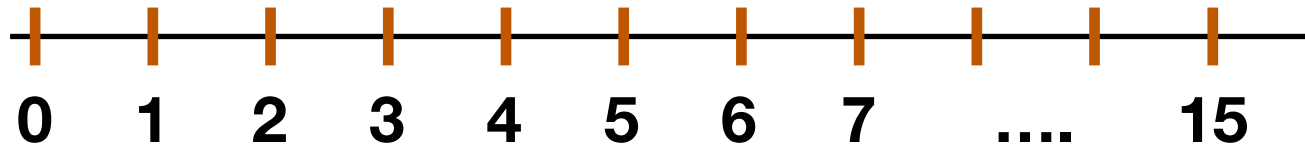
- Binary point stays fixed



Decimal	Binary
0	0000.
1	0001.
2	0010.
3	0011.
4	0100.
5	0101.
6	0110.
7	0111.
8	1000.
9	1001.
10	1010.
11	1011.
12	1100.
13	1101.
14	1110.
15	1111.

Fixed-Point Representation

- Binary point stays fixed



Decimal	Binary
0	00.00
0.25	00.01
0.5	00.10
0.75	00.11
1	01.00
1.25	01.01
1.5	01.10
1.75	01.11
2	10.00
2.25	10.01
2.5	10.10
2.75	10.11
3	11.00
3.25	11.01
3.5	11.10
3.75	11.11

Fixed-Point Representation

- Binary point stays fixed



Decimal	Binary
0	00.00
0.25	00.01
0.5	00.10
0.75	00.11
1	01.00
1.25	01.01
1.5	01.10
1.75	01.11
2	10.00
2.25	10.01
2.5	10.10
2.75	10.11
3	11.00
3.25	11.01
3.5	11.10
3.75	11.11

Fixed-Point Representation


- Binary point stays fixed
- Fixed interval between representable numbers
 - Each bit represents 0.25_{10}



Decimal	Binary
0	00.00
0.25	00.01
0.5	00.10
0.75	00.11
1	01.00
1.25	01.01
1.5	01.10
1.75	01.11
2	10.00
2.25	10.01
2.5	10.10
2.75	10.11
3	11.00
3.25	11.01
3.5	11.10
3.75	11.11

Fixed-Point Representation

- Binary point stays fixed
- Fixed interval between representable numbers
 - Each bit represents 0.25_{10}




- Still need to remember the binary point, but just once for all numbers

Decimal	Binary
0	00.00
0.25	00.01
0.5	00.10
0.75	00.11
1	01.00
1.25	01.01
1.5	01.10
1.75	01.11
2	10.00
2.25	10.01
2.5	10.10
2.75	10.11
3	11.00
3.25	11.01
3.5	11.10
3.75	11.11

Fixed-Point Representation

- Binary point stays fixed
- Fixed interval between representable numbers
 - Each bit represents 0.25_{10}




- Still need to remember the binary point, but just once for all numbers
- No need to align (already aligned)

Decimal	Binary
0	00.00
0.25	00.01
0.5	00.10
0.75	00.11
1	01.00
1.25	01.01
1.5	01.10
1.75	01.11
2	10.00
2.25	10.01
2.5	10.10
2.75	10.11
3	11.00
3.25	11.01
3.5	11.10
3.75	11.11

Fixed-Point Representation

- Binary point stays fixed
- Fixed interval between representable numbers
 - Each bit represents 0.25_{10}



- Still need to remember the binary point, but just once for all numbers
- No need to align (already aligned)
- C uses fixed-point encoding only for integral data types (**long**, **int**, **short**, etc.)
 - Effectively, implicitly assumes the binary point is at the rightmost

Decimal	Binary
0	00.00
0.25	00.01
0.5	00.10
0.75	00.11
1	01.00
1.25	01.01
1.5	01.10
1.75	01.11
2	10.00
2.25	10.01
2.5	10.10
2.75	10.11
3	11.00
3.25	11.01
3.5	11.10
3.75	11.11

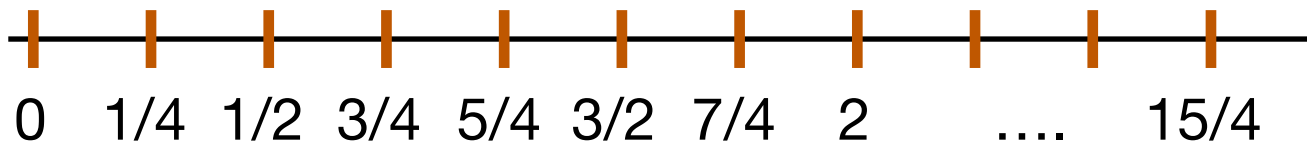
Limitations of Fixed-Point (#1)

Limitations of Fixed-Point (#1)

- Can exactly represent numbers only of the form $x/2^k$

Limitations of Fixed-Point (#1)

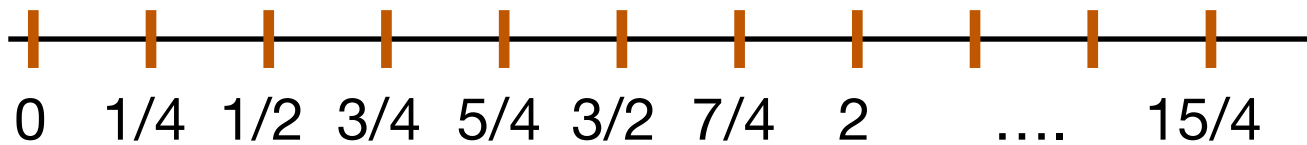
- Can exactly represent numbers only of the form $x/2^k$



$b_3b_2.b_1b_0$

Limitations of Fixed-Point (#1)

- Can exactly represent numbers only of the form $x/2^k$
 - Other rational numbers have repeating bit representations

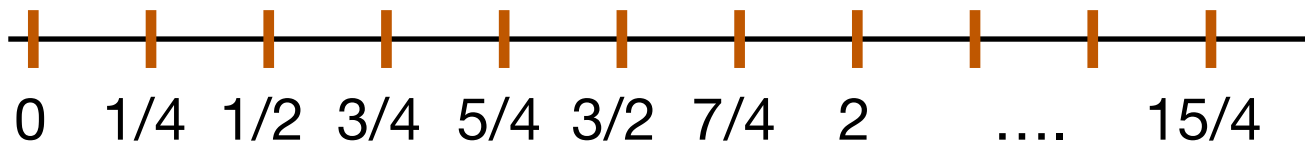


$b_3b_2.b_1b_0$

Limitations of Fixed-Point (#1)

- Can exactly represent numbers only of the form $x/2^k$
 - Other rational numbers have repeating bit representations

Decimal Value	Binary Representation
1/3	0.0101010101[01]...
1/5	0.001100110011[0011]...
1/10	0.0001100110011[0011]...



$b_3b_2.b_1b_0$

Limitations of Fixed-Point (#2)

Limitations of Fixed-Point (#2)

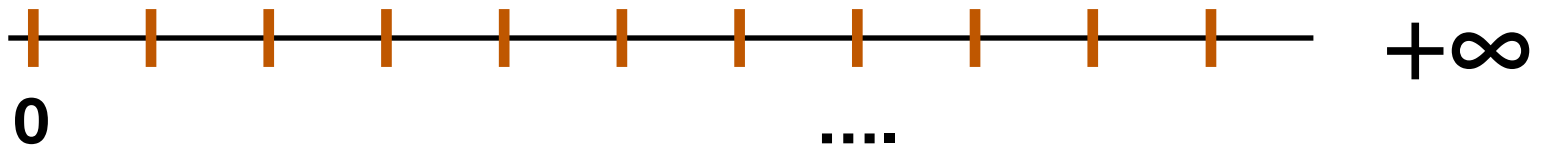
- Can't represent very small and very large numbers at the same time

Limitations of Fixed-Point (#2)

- Can't represent very small and very large numbers at the same time
 - To represent very large numbers, the (fixed) interval needs to be large, making it hard to represent small numbers

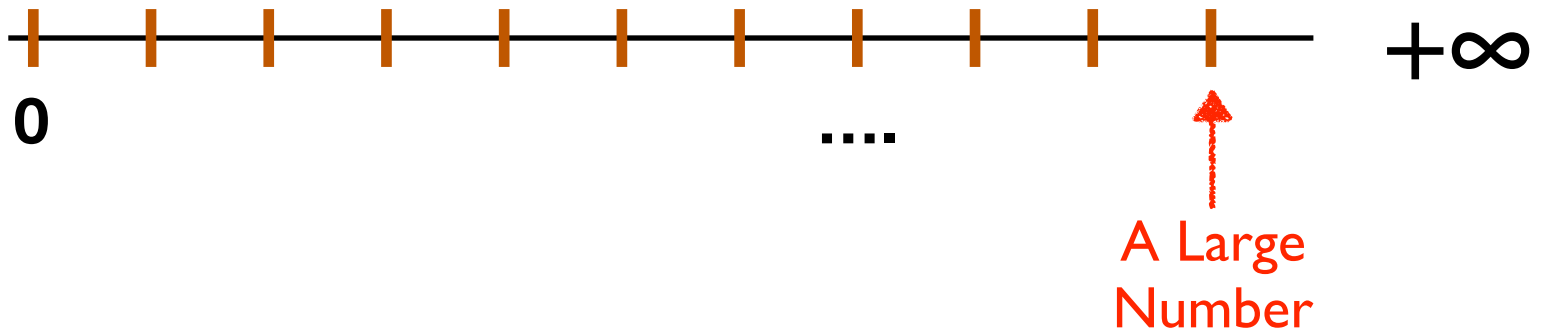
Limitations of Fixed-Point (#2)

- Can't represent very small and very large numbers at the same time
 - To represent very large numbers, the (fixed) interval needs to be large, making it hard to represent small numbers



Limitations of Fixed-Point (#2)

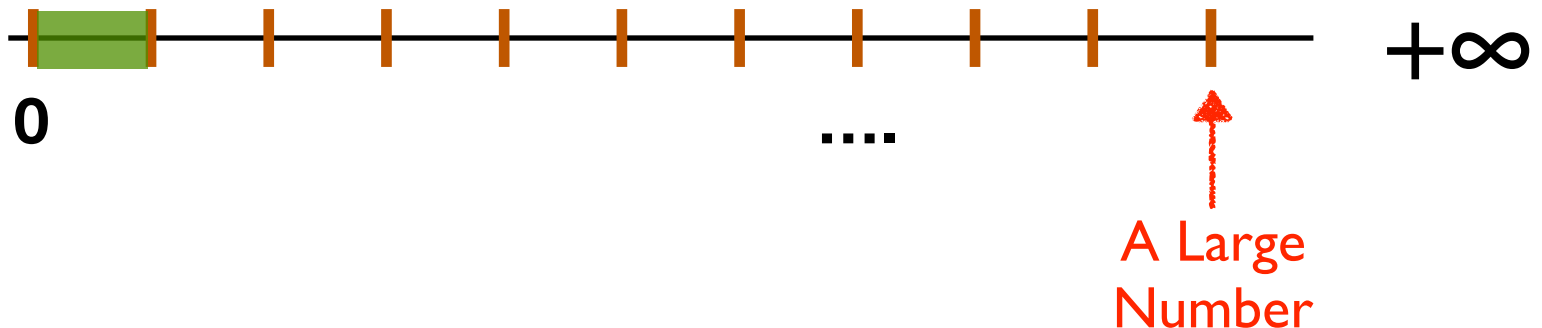
- Can't represent very small and very large numbers at the same time
 - To represent very large numbers, the (fixed) interval needs to be large, making it hard to represent small numbers



Limitations of Fixed-Point (#2)


- Can't represent very small and very large numbers at the same time
 - To represent very large numbers, the (fixed) interval needs to be large, making it hard to represent small numbers

Unrepresentable
small numbers




Limitations of Fixed-Point (#2)

- Can't represent very small and very large numbers at the same time
 - To represent very large numbers, the (fixed) interval needs to be large, making it hard to represent small numbers
 - To represent very small numbers, the (fixed) interval needs to be small, making it hard to represent large numbers



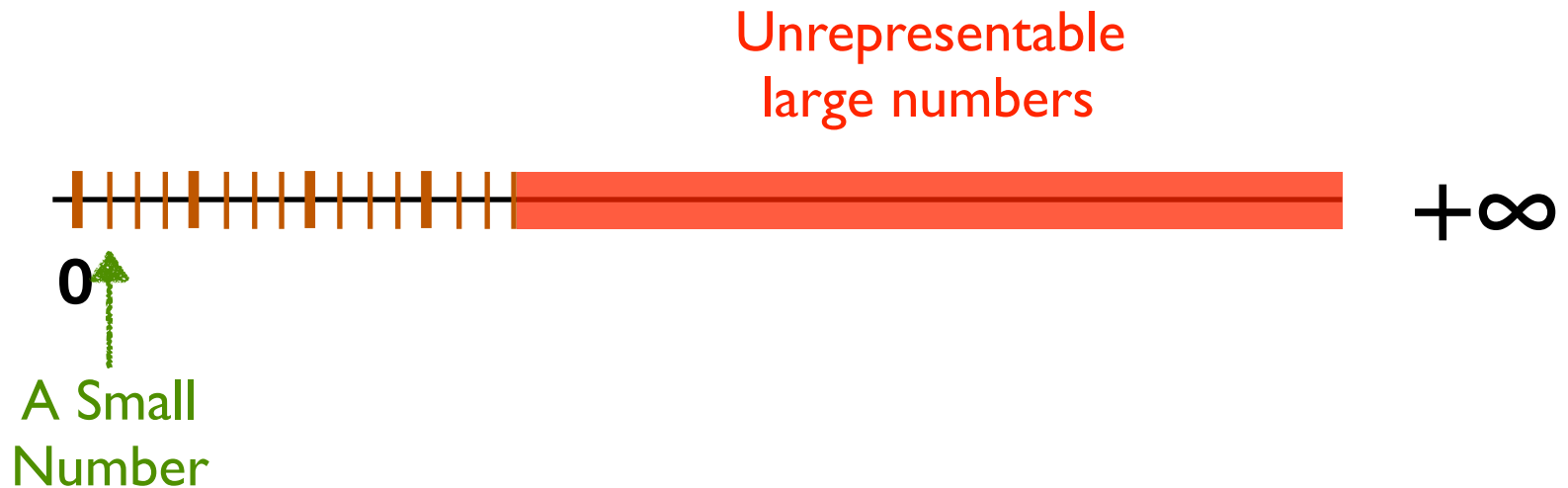
Limitations of Fixed-Point (#2)

- Can't represent very small and very large numbers at the same time
 - To represent very large numbers, the (fixed) interval needs to be large, making it hard to represent small numbers
 - To represent very small numbers, the (fixed) interval needs to be small, making it hard to represent large numbers



Limitations of Fixed-Point (#2)

- Can't represent very small and very large numbers at the same time
 - To represent very large numbers, the (fixed) interval needs to be large, making it hard to represent small numbers
 - To represent very small numbers, the (fixed) interval needs to be small, making it hard to represent large numbers



Today: Floating Point

- Background: Fractional binary numbers and fixed-point
- Floating point representation
- IEEE 754 standard
- Rounding, addition, multiplication
- Floating point in C
- Summary

Primer: (Normalized) Scientific Notation

- In decimal: $M \times 10^E$
 - E is an integer
 - Normalized form: $1 \leq |M| < 10$

Primer: (Normalized) Scientific Notation

- In decimal: $M \times 10^E$
 - E is an integer
 - Normalized form: $1 \leq |M| < 10$

Decimal Value	Scientific Notation
2	2×10^0
-4,321.768	-4.321768×10^3
0.000 000 007 51	7.51×10^{-9}

Primer: (Normalized) Scientific Notation

- In decimal: $M \times 10^E$
 - E is an integer
 - Normalized form: $1 \leq |M| < 10$


$$M \times 10^E$$

Decimal Value	Scientific Notation
2	2×10^0
-4,321.768	-4.321768×10^3
0.000 000 007 51	7.51×10^{-9}

Primer: (Normalized) Scientific Notation

- In decimal: $M \times 10^E$
 - E is an integer
 - Normalized form: $1 \leq |M| < 10$

$$\textcolor{red}{M} \times \textcolor{blue}{10}^{\textcolor{green}{E}}$$


Significand

Decimal Value	Scientific Notation
2	2×10^0
-4,321.768	-4.321768×10^3
0.000 000 007 51	7.51×10^{-9}

Primer: (Normalized) Scientific Notation

- In decimal: $M \times 10^E$
 - E is an integer
 - Normalized form: $1 \leq |M| < 10$

$$\begin{array}{ccc} \textcolor{red}{M} & \times & \textcolor{blue}{10}^{\textcolor{green}{E}} \\ \uparrow & & \uparrow \\ \textcolor{red}{\text{Significand}} & & \textcolor{blue}{\text{Base}} \end{array}$$

Decimal Value	Scientific Notation
2	2×10^0
-4,321.768	-4.321768×10^3
0.000 000 007 51	7.51×10^{-9}

Primer: (Normalized) Scientific Notation

- In decimal: $M \times 10^E$
 - E is an integer
 - Normalized form: $1 \leq |M| < 10$

$$\begin{array}{c} \text{M} \times 10^E \quad \leftarrow \text{Exponent} \\ \uparrow \quad \quad \uparrow \\ \text{Significand} \quad \text{Base} \end{array}$$

Decimal Value	Scientific Notation
2	2×10^0
-4,321.768	-4.321768×10^3
0.000 000 007 51	7.51×10^{-9}

Primer: (Normalized) Scientific Notation

- In binary: $(-1)^s M 2^E$
- Normalized form:
 - $1 \leq M < 10$
 - $M = 1.b_0b_1b_2b_3\dots$

$$(-1)^s M \times 2^E$$

Primer: (Normalized) Scientific Notation

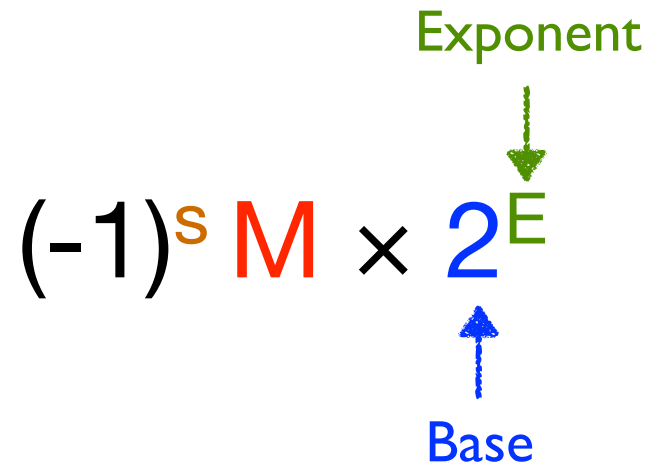
- In binary: $(-1)^s M 2^E$
- Normalized form:
 - $1 \leq M < 10$
 - $M = 1.b_0b_1b_2b_3\dots$

$$(-1)^s M \times 2^E$$

↑
Base

Primer: (Normalized) Scientific Notation

- In binary: $(-1)^s M 2^E$
- Normalized form:
 - $1 \leq M < 10$
 - $M = 1.b_0b_1b_2b_3\dots$

$$(-1)^s M \times 2^E$$


The diagram illustrates the components of the scientific notation formula $(-1)^s M \times 2^E$. A green arrow labeled "Exponent" points down to the superscript E of the base 2. A blue arrow labeled "Base" points up to the base 2. The sign s is in orange, the mantissa M is in red, and the base 2 is in blue.

Primer: (Normalized) Scientific Notation

- In binary: $(-1)^s M 2^E$
- Normalized form:
 - $1 \leq M < 10$
 - $M = 1.b_0b_1b_2b_3\dots$

The diagram illustrates the components of the binary scientific notation formula $(-1)^s M \times 2^E$. The sign s is in orange. The significand M is in red, with a red dashed arrow pointing to it from the label "Significand" below. The base 2 is in blue, with a blue dashed arrow pointing to it from the label "Base" below. The exponent E is in green, with a green dashed arrow pointing to it from the label "Exponent" above.

$$(-1)^s M \times 2^E$$

Significand Base Exponent

Primer: (Normalized) Scientific Notation

- In binary: $(-1)^s M 2^E$
- Normalized form:
 - $1 \leq M < 10$
 - $M = 1.b_0b_1b_2b_3\dots$

The diagram illustrates the components of the scientific notation formula $(-1)^s M \times 2^E$. It features four color-coded labels with arrows pointing to their respective parts in the formula:

- Sign** (orange text, downward arrow) points to the s in $(-1)^s$.
- Exponent** (green text, downward arrow) points to the E in 2^E .
- Significand** (red text, upward arrow) points to the M .
- Base** (blue text, upward arrow) points to the 2 .

The formula itself is written with the s in orange, M in red, 2 in blue, and E in green.

Primer: (Normalized) Scientific Notation

- In binary: $(-1)^s M 2^E$
- Normalized form:
 - $1 \leq M < 10$
 - $M = 1.b_0b_1b_2b_3\dots$
Fraction

The diagram illustrates the components of the scientific notation formula $(-1)^s M \times 2^E$. It features four color-coded labels with arrows pointing to their respective parts in the formula:

- Sign** (orange text, downward arrow) points to the s in $(-1)^s$.
- Exponent** (green text, downward arrow) points to the E in 2^E .
- Significand** (red text, upward arrow) points to the M .
- Base** (blue text, upward arrow) points to the 2 .

The formula itself is written with the s in orange, M in red, 2 in blue, and E in green, matching the labels.

Primer: (Normalized) Scientific Notation

- In binary: $(-1)^s M 2^E$
- Normalized form:
 - $1 \leq M < 10$
 - $M = 1.b_0b_1b_2b_3\dots$
Fraction

The diagram illustrates the components of the scientific notation formula $(-1)^s M \times 2^E$. It features four color-coded labels with arrows pointing to their respective parts in the formula: 'Sign' (orange) points to the superscript s ; 'Exponent' (green) points to the superscript E ; 'Significand' (red) points to the mantissa M ; and 'Base' (blue) points to the base 2 . The formula itself is written with (-1) in black, s in orange, M in red, \times in black, 2 in blue, and E in green.

Binary Value	Scientific Notation
1110110110110	$(-1)^0 1.110110110110 \times 2^{12}$
-101.11	$(-1)^1 1.0111 \times 2^2$
0.00101	$(-1)^0 1.01 \times 2^{-3}$

Primer: Floating Point Representation

- In binary: $(-1)^s M 2^E$
- Normalized form:
 - $1 \leq M < 2$
 - $M = 1.b_0b_1b_2b_3\dots$
Fraction

The diagram illustrates the floating point representation formula $(-1)^s M \times 2^E$ with color-coded components and arrows:

- Sign:** An orange label with a downward arrow pointing to the superscript s in $(-1)^s$.
- Exponent:** A green label with a downward arrow pointing to the superscript E in 2^E .
- Significand:** A red label with an upward arrow pointing to the M in the product.
- Base:** A blue label with an upward arrow pointing to the 2 in the product.

The formula itself is written as $(-1)^s M \times 2^E$, where s is orange, M is red, 2 is blue, and E is green.

Primer: Floating Point Representation

- In binary: $(-1)^s M 2^E$
- Normalized form:
 - $1 \leq M < 2$
 - $M = 1.b_0b_1b_2b_3\dots$
Fraction
- Encoding

The diagram illustrates the floating point representation formula $(-1)^s M \times 2^E$ with color-coded components and arrows:

- Sign:** An orange label with a downward arrow pointing to the superscript s in $(-1)^s$.
- Exponent:** A green label with a downward arrow pointing to the superscript E in 2^E .
- Significand:** A red label with an upward arrow pointing to the M term.
- Base:** A blue label with an upward arrow pointing to the 2 term.

The formula itself is written with $(-1)^s$ in black, M in red, \times in black, 2 in blue, and E in green.

Primer: Floating Point Representation

- In binary: $(-1)^s M 2^E$
- Normalized form:
 - $1 \leq M < 2$
 - $M = 1.b_0b_1b_2b_3\dots$
Fraction
- Encoding

The diagram shows the formula $(-1)^s M \times 2^E$ with color-coded labels and arrows indicating their corresponding parts:

- Sign** (orange) points to the s in $(-1)^s$.
- Exponent** (green) points to the E in 2^E .
- Significand** (red) points to the M .
- Base** (blue) points to the 2 .



Primer: Floating Point Representation

- In binary: $(-1)^s M 2^E$
- Normalized form:
 - $1 \leq M < 2$
 - $M = 1.b_0b_1b_2b_3\dots$
Fraction
- Encoding
 - MSB s is sign bit s

The diagram shows the formula $(-1)^s M \times 2^E$ with color-coded labels and arrows indicating their roles:

- Sign:** An orange label with a downward arrow pointing to the superscript s in $(-1)^s$.
- Exponent:** A green label with a downward arrow pointing to the superscript E in 2^E .
- Significand:** A red label with an upward arrow pointing to the M .
- Base:** A blue label with an upward arrow pointing to the 2 .



Primer: Floating Point Representation

- In binary: $(-1)^s M 2^E$
- Normalized form:
 - $1 \leq M < 2$
 - $M = 1.b_0b_1b_2b_3\dots$
Fraction
- Encoding
 - MSB s is sign bit s
 - exp field encodes Exponent (but not exactly the same as E)

The diagram shows the formula $(-1)^s M \times 2^E$ with color-coded labels and arrows indicating their correspondence to the bits in the encoding below:

- Sign** (orange) points to the s in $(-1)^s$.
- Exponent** (green) points to the E in 2^E .
- Significand** (red) points to the M .
- Base** (blue) points to the 2 .



Primer: Floating Point Representation

- In binary: $(-1)^s M 2^E$
- Normalized form:
 - $1 \leq M < 2$
 - $M = 1.b_0b_1b_2b_3\dots$
Fraction


The diagram shows the formula $(-1)^s M \times 2^E$ with color-coded labels and arrows. An orange arrow labeled "Sign" points to the superscript s . A green arrow labeled "Exponent" points to the superscript E . A red arrow labeled "Significand" points to the M . A blue arrow labeled "Base" points to the 2 .

- Encoding
 - MSB s is sign bit s
 - exp field encodes Exponent (but not exactly the same as E)
 - $frac$ field encodes Fraction (but not exactly the same as Fraction)




6-bit Floating Point Example

$$v = (-1)^s M 2^E$$



6-bit Floating Point Example


$$v = (-1)^s M 2^E$$



- *exp* has 3 bits, interpreted as an unsigned value

6-bit Floating Point Example


$$v = (-1)^s M 2^E$$



- *exp* has 3 bits, interpreted as an unsigned value
 - If *exp* were E , we could represent exponents from **0 to 7**

6-bit Floating Point Example


$$v = (-1)^s M 2^E$$



- *exp* has 3 bits, interpreted as an unsigned value
 - If *exp* were E , we could represent exponents from **0 to 7**
 - How about negative exponent?

6-bit Floating Point Example


$$v = (-1)^s M 2^E$$



- *exp* has 3 bits, interpreted as an unsigned value
 - If *exp* were E , we could represent exponents from **0 to 7**
 - How about negative exponent?
 - Add a bias term: $E = \text{exp} - \text{bias}$ (i.e., $\text{exp} = E + \text{bias}$)

6-bit Floating Point Example


$$v = (-1)^s M 2^E$$



- *exp* has 3 bits, interpreted as an unsigned value
 - If *exp* were E , we could represent exponents from **0 to 7**
 - How about negative exponent?
 - Add a bias term: $E = \text{exp} - \text{bias}$ (i.e., $\text{exp} = E + \text{bias}$)
 - bias is always $2^{k-1} - 1$, where k is number of exponent bits

6-bit Floating Point Example


$$v = (-1)^s M 2^E$$



- *exp* has 3 bits, interpreted as an unsigned value
 - If *exp* were E , we could represent exponents from **0 to 7**
 - How about negative exponent?
 - Add a bias term: $E = \text{exp} - \text{bias}$ (i.e., $\text{exp} = E + \text{bias}$)
 - bias is always $2^{k-1} - 1$, where k is number of exponent bits
- Example when $k = 3$:

6-bit Floating Point Example


$$v = (-1)^s M 2^E$$



- *exp* has 3 bits, interpreted as an unsigned value
 - If *exp* were E , we could represent exponents from **0 to 7**
 - How about negative exponent?
 - Add a bias term: $E = \text{exp} - \text{bias}$ (i.e., $\text{exp} = E + \text{bias}$)
 - bias is always $2^{k-1} - 1$, where k is number of exponent bits
- Example when $k = 3$:
 - bias = 3

6-bit Floating Point Example


$$v = (-1)^s M 2^E$$



- *exp* has 3 bits, interpreted as an unsigned value
 - If *exp* were E , we could represent exponents from **0 to 7**
 - How about negative exponent?
 - Add a bias term: $E = \text{exp} - \text{bias}$ (i.e., $\text{exp} = E + \text{bias}$)
 - bias is always $2^{k-1} - 1$, where k is number of exponent bits
- Example when $k = 3$:
 - bias = 3
 - If $E = -2$, *exp* is 1 (001_2)

6-bit Floating Point Example

$$v = (-1)^s M 2^E$$




- *exp* has 3 bits, interpreted as an unsigned value
 - If *exp* were *E*, we could represent exponents from **0 to 7**
 - How about negative exponent?
 - Add a bias term: $E = \text{exp} - \text{bias}$ (i.e., $\text{exp} = E + \text{bias}$)
 - bias is always $2^{k-1} - 1$, where *k* is number of exponent bits
- Example when *k* = 3:
 - bias = 3
 - If *E* = -2, *exp* is 1 (001_2)

E	exp
-3	000
-2	001
-1	010
0	011
1	100
2	101
3	110
4	111

6-bit Floating Point Example

$$v = (-1)^s M 2^E$$




- *exp* has 3 bits, interpreted as an unsigned value
 - If *exp* were *E*, we could represent exponents from **0 to 7**
 - How about negative exponent?
 - Add a bias term: $E = \text{exp} - \text{bias}$ (i.e., $\text{exp} = E + \text{bias}$)
 - bias is always $2^{k-1} - 1$, where *k* is number of exponent bits
- Example when *k* = 3:
 - bias = 3
 - If *E* = -2, *exp* is 1 (001_2)
 - Reserve 000 and 111 for other purposes (more on this later)

E	exp
-3	000
-2	001
-1	010
0	011
1	100
2	101
3	110
4	111

6-bit Floating Point Example

$$v = (-1)^s M 2^E$$




- *exp* has 3 bits, interpreted as an unsigned value
 - If *exp* were *E*, we could represent exponents from **0 to 7**
 - How about negative exponent?
 - Add a bias term: $E = \text{exp} - \text{bias}$ (i.e., $\text{exp} = E + \text{bias}$)
 - bias is always $2^{k-1} - 1$, where *k* is number of exponent bits
- Example when *k* = 3:
 - bias = 3
 - If *E* = -2, *exp* is 1 (001_2)
 - Reserve 000 and 111 for other purposes (more on this later)
 - We can now represent exponents from **-2 (exp 001) to 3 (exp 110)**

E	exp
-3	000
-2	001
-1	010
0	011
1	100
2	101
3	110
4	111

6-bit Floating Point Example

$$v = (-1)^s M 2^E$$



6-bit Floating Point Example


$$v = (-1)^s M 2^E$$



- *frac* has 2 bits, append them after “1.” to form M
 - *frac* = 10 implies $M = 1.10$

6-bit Floating Point Example

$$v = (-1)^s M 2^E$$



- *frac* has 2 bits, append them after “1.” to form M
 - *frac* = 10 implies $M = 1.10$
- Putting it Together: An Example:

$$-10.1_2 = (-1)^1 1.01 \times 2^1$$

6-bit Floating Point Example

$$v = (-1)^s M 2^E$$




- *frac* has 2 bits, append them after “1.” to form M
 - *frac* = 10 implies $M = 1.10$
- Putting it Together: An Example:

↓

$$-10.1_2 = (-1)^1 1.01 \times 2^1$$

6-bit Floating Point Example

$$v = (-1)^s M 2^E$$




- *frac* has 2 bits, append them after “1.” to form M
 - *frac* = 10 implies $M = 1.10$
- Putting it Together: An Example:

↓


$$-10.1_2 = (-1)^1 1.01 \times 2^1$$

6-bit Floating Point Example

$$v = (-1)^s M 2^E$$




- *frac* has 2 bits, append them after “1.” to form M
 - *frac* = 10 implies $M = 1.10$
- Putting it Together: An Example:

$$-10.1_2 = (-1)^1 1.01 \times 2^1$$


6-bit Floating Point Example

$$v = (-1)^s M 2^E$$



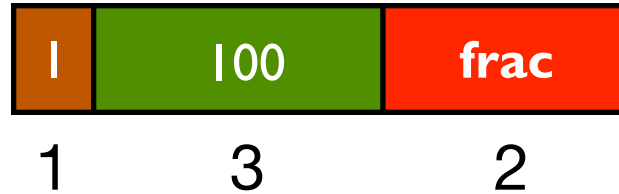
- *frac* has 2 bits, append them after “1.” to form M
 - *frac* = 10 implies M = 1.10
- Putting it Together: An Example:

$$-10.1_2 = (-1)^1 1.01 \times 2^1$$

E	exp
3	000
-2	001
-1	010
0	011
1	100
2	101
3	110
4	111

6-bit Floating Point Example

$$v = (-1)^s M 2^E$$



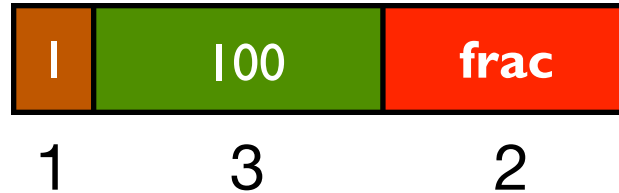
- *frac* has 2 bits, append them after “1.” to form M
 - *frac* = 10 implies M = 1.10
- Putting it Together: An Example:

$$-10.1_2 = (-1)^1 1.01 \times 2^1$$

E	exp
3	000
-2	001
-1	010
0	011
1	100
2	101
3	110
4	111

6-bit Floating Point Example

$$v = (-1)^s M 2^E$$



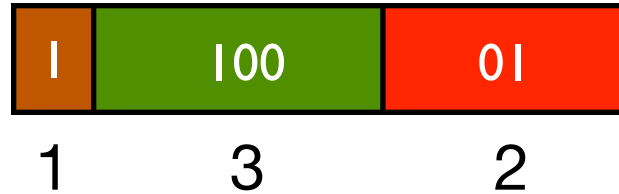
- *frac* has 2 bits, append them after “1.” to form M
 - *frac* = 10 implies M = 1.10
- Putting it Together: An Example:

$$-10.1_2 = (-1)^1 1.01 \times 2^1$$

E	exp
3	000
-2	001
-1	010
0	011
1	100
2	101
3	110
4	111

6-bit Floating Point Example

$$v = (-1)^s M 2^E$$



- *frac* has 2 bits, append them after “1.” to form M
 - *frac* = 10 implies M = 1.10
- Putting it Together: An Example:

$$-10.1_2 = (-1)^1 1.01 \times 2^1$$


E	exp
3	000
-2	001
-1	010
0	011
1	100
2	101
3	110
4	111

Representable Numbers (Positive Only)

$$v = (-1)^s M 2^E$$



E	exp	E	exp
-3	000	1	100
-2	001	2	101
-1	010	3	110
0	011	4	111




Representable Numbers (Positive Only)

$$v = (-1)^s M 2^E$$



E	exp	E	exp
-3	000	1	100
-2	001	2	101
-1	010	3	110
0	011	4	111




Representable Numbers (Positive Only)

$$v = (-1)^s M 2^E$$



E	exp	E	exp
-3	000	1	100
-2	001	2	101
-1	010	3	110
0	011	4	111




Representable Numbers (Positive Only)

$$v = (-1)^s M 2^E$$



E	exp	E	exp
-3	000	1	100
-2	001	2	101
-1	010	3	110
0	011	4	111



Representable Numbers (Positive Only)

$$v = (-1)^s M 2^E$$



E	exp	E	exp
-3	000	1	100
-2	001	2	101
-1	010	3	110
0	011	4	111



Representable Numbers (Positive Only)

$$v = (-1)^s M 2^E$$



E	exp	E	exp
-3	000	1	100
-2	001	2	101
-1	010	3	110
0	011	4	111




Representable Numbers (Positive Only)

$$v = (-1)^s M 2^E$$



E	exp	E	exp
-3	000	1	100
-2	001	2	101
-1	010	3	110
0	011	4	111




Representable Numbers (Positive Only)

$$v = (-1)^s M 2^E$$



E	exp	E	exp
-3	000	1	100
-2	001	2	101
-1	010	3	110
0	011	4	111




Representable Numbers (Positive Only)

$$v = (-1)^s M 2^E$$



E	exp	E	exp
-3	000	1	100
-2	001	2	101
-1	010	3	110
0	011	4	111




Representable Numbers (Positive Only)

$$v = (-1)^s M 2^E$$



E	exp	E	exp
-3	000	1	100
-2	001	2	101
-1	010	3	110
0	011	4	111

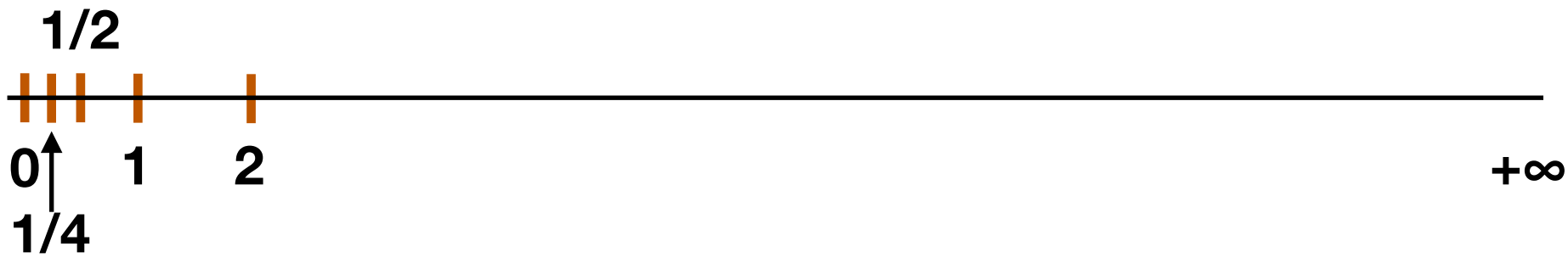


Representable Numbers (Positive Only)

$$v = (-1)^s M 2^E$$



E	exp	E	exp
-3	000	1	100
-2	001	2	101
-1	010	3	110
0	011	4	111




Representable Numbers (Positive Only)

$$v = (-1)^s M 2^E$$



E	exp	E	exp
-3	000	1	100
-2	001	2	101
-1	010	3	110
0	011	4	111




Representable Numbers (Positive Only)

$$v = (-1)^s M 2^E$$



E	exp	E	exp
-3	000	1	100
-2	001	2	101
-1	010	3	110
0	011	4	111

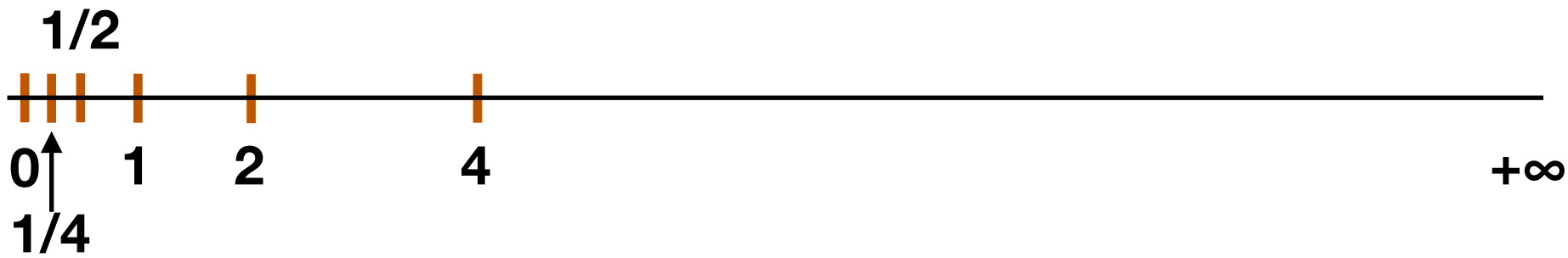


Representable Numbers (Positive Only)

$$v = (-1)^s M 2^E$$



E	exp	E	exp
-3	000	1	100
-2	001	2	101
-1	010	3	110
0	011	4	111

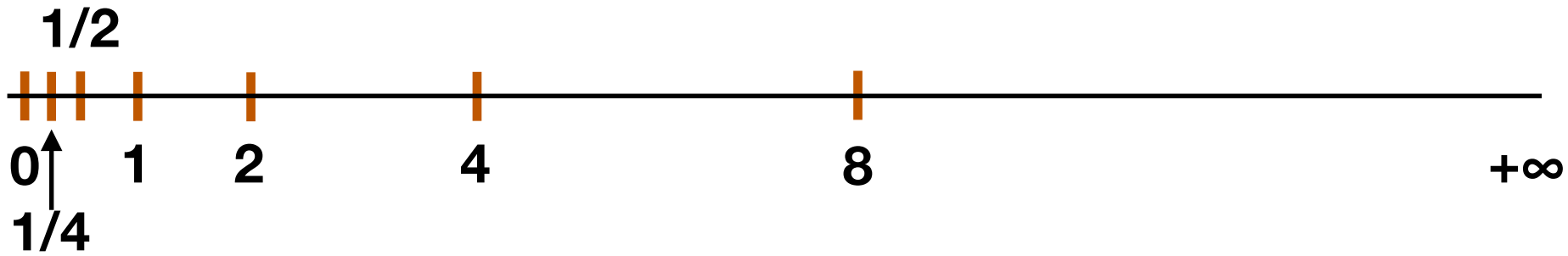


Representable Numbers (Positive Only)

$$v = (-1)^s M 2^E$$



E	exp	E	exp
-3	000	1	100
-2	001	2	101
-1	010	3	110
0	011	4	111

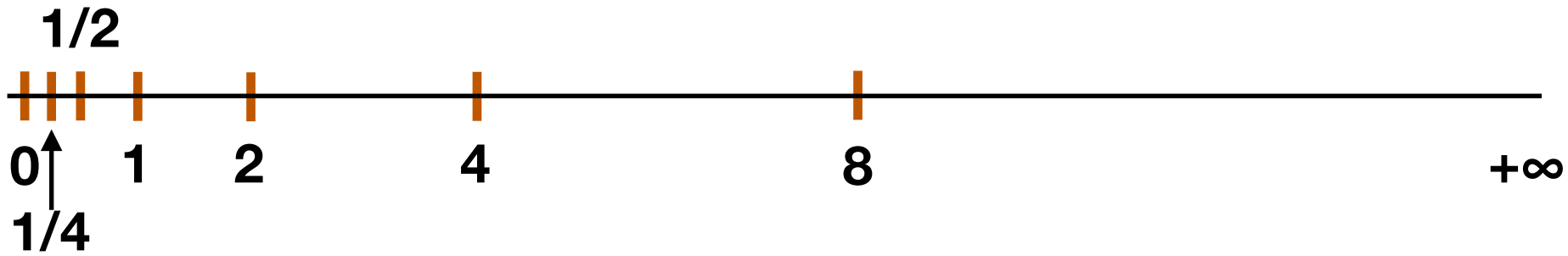


Representable Numbers (Positive Only)

$$v = (-1)^s M 2^E$$



E	exp	E	exp
-3	000	1	100
-2	001	2	101
-1	010	3	110
0	011	4	111

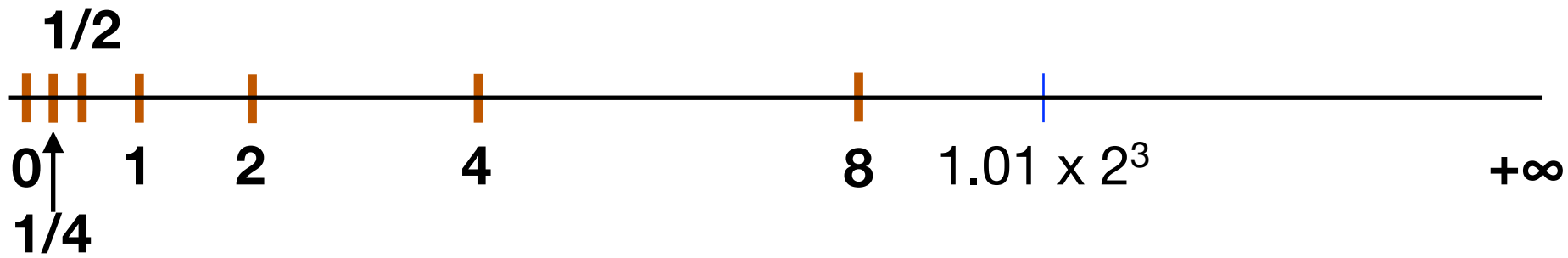


Representable Numbers (Positive Only)

$$v = (-1)^s M 2^E$$



E	exp	E	exp
-3	000	1	100
-2	001	2	101
-1	010	3	110
0	011	4	111

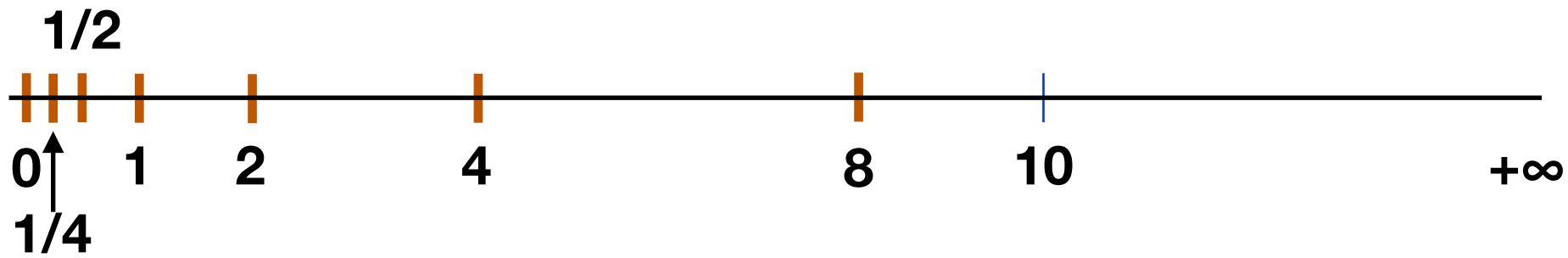


Representable Numbers (Positive Only)

$$v = (-1)^s M 2^E$$



E	exp	E	exp
-3	000	1	100
-2	001	2	101
-1	010	3	110
0	011	4	111

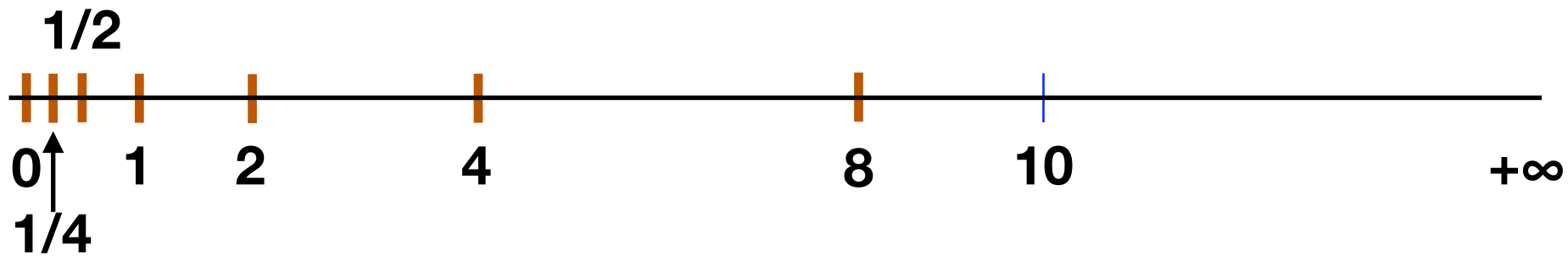


Representable Numbers (Positive Only)

$$v = (-1)^s M 2^E$$



E	exp	E	exp
-3	000	1	100
-2	001	2	101
-1	010	3	110
0	011	4	111

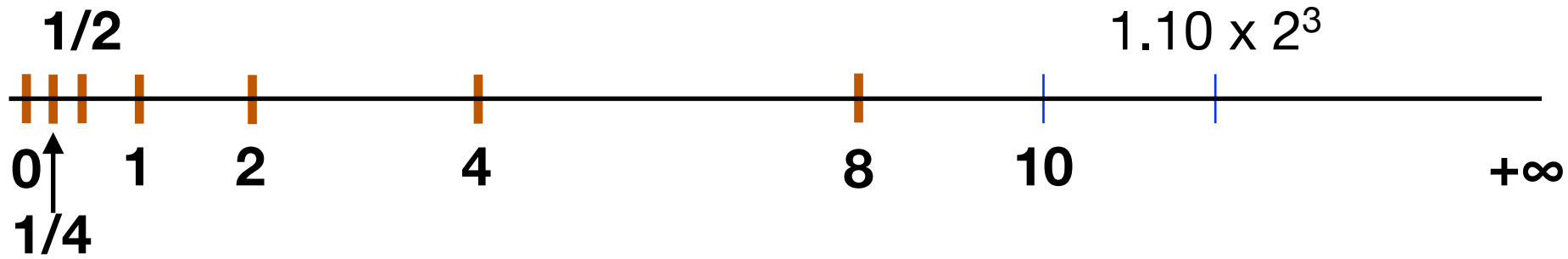


Representable Numbers (Positive Only)

$$v = (-1)^s M 2^E$$



E	exp	E	exp
-3	000	1	100
-2	001	2	101
-1	010	3	110
0	011	4	111

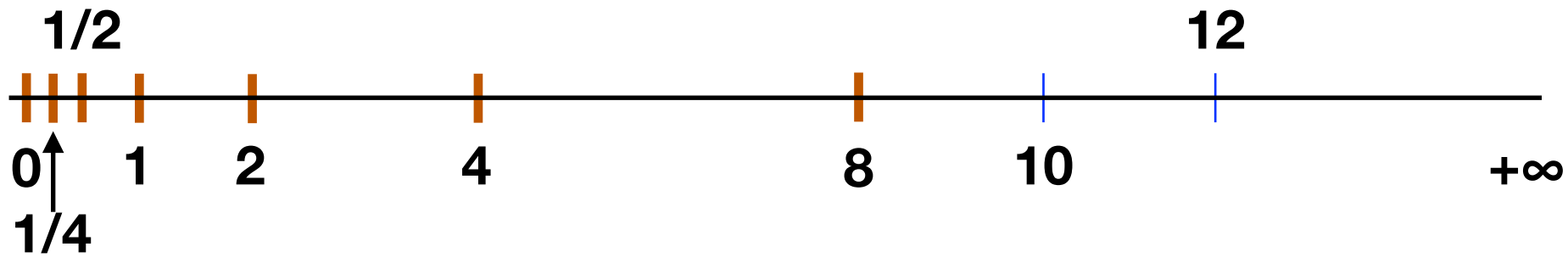


Representable Numbers (Positive Only)

$$v = (-1)^s M 2^E$$



E	exp	E	exp
-3	000	1	100
-2	001	2	101
-1	010	3	110
0	011	4	111

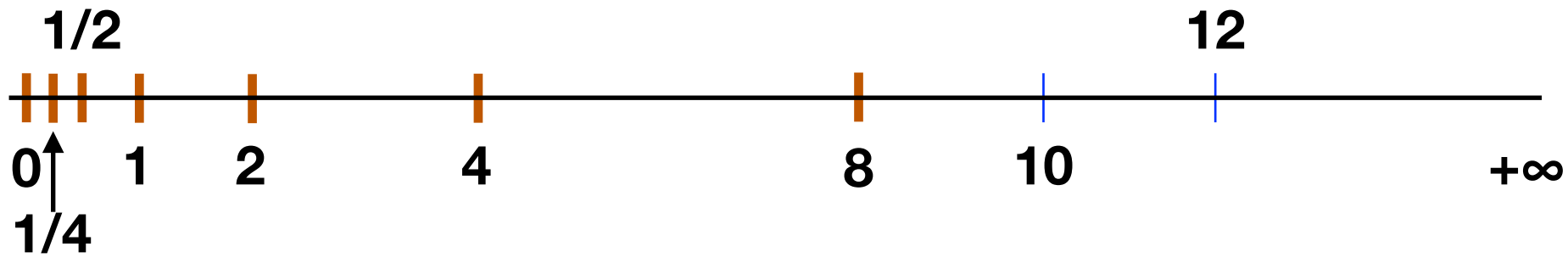


Representable Numbers (Positive Only)

$$v = (-1)^s M 2^E$$



E	exp	E	exp
-3	000	1	100
-2	001	2	101
-1	010	3	110
0	011	4	111

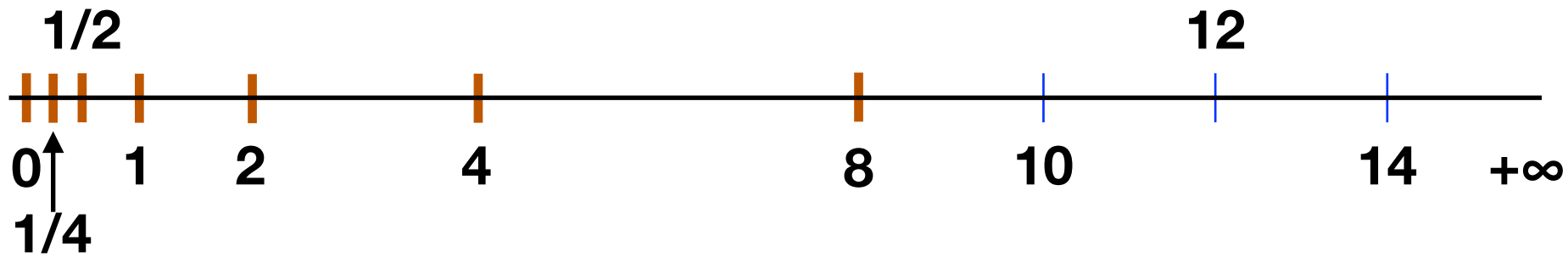


Representable Numbers (Positive Only)

$$v = (-1)^s M 2^E$$



E	exp	E	exp
-3	000	1	100
-2	001	2	101
-1	010	3	110
0	011	4	111

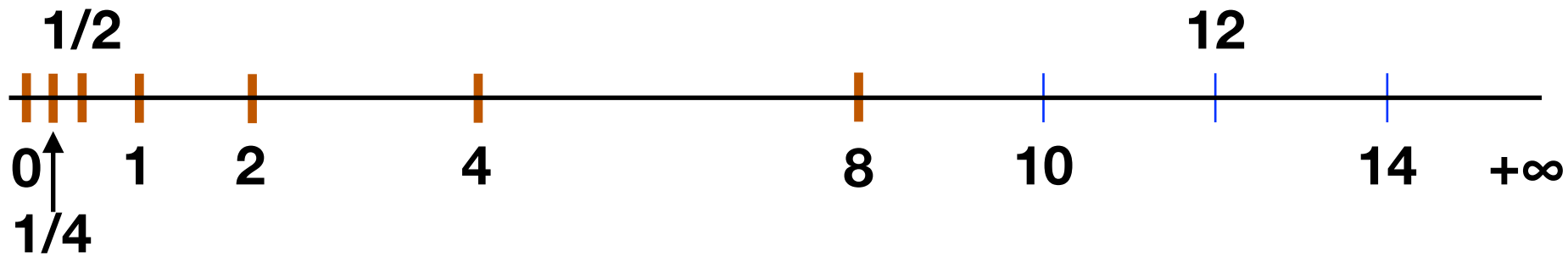


Representable Numbers (Positive Only)

$$v = (-1)^s M 2^E$$



E	exp	E	exp
-3	000	1	100
-2	001	2	101
-1	010	3	110
0	011	4	111

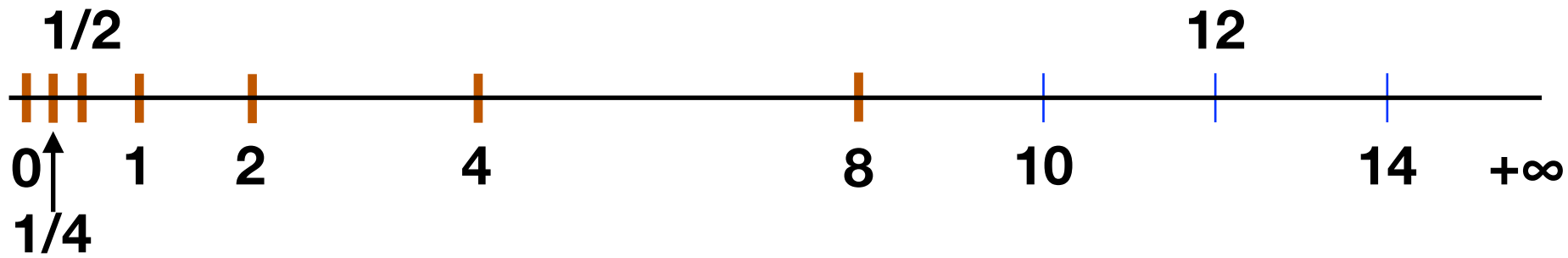


Representable Numbers (Positive Only)

$$v = (-1)^s M 2^E$$



E	exp	E	exp
-3	000	1	100
-2	001	2	101
-1	010	3	110
0	011	4	111

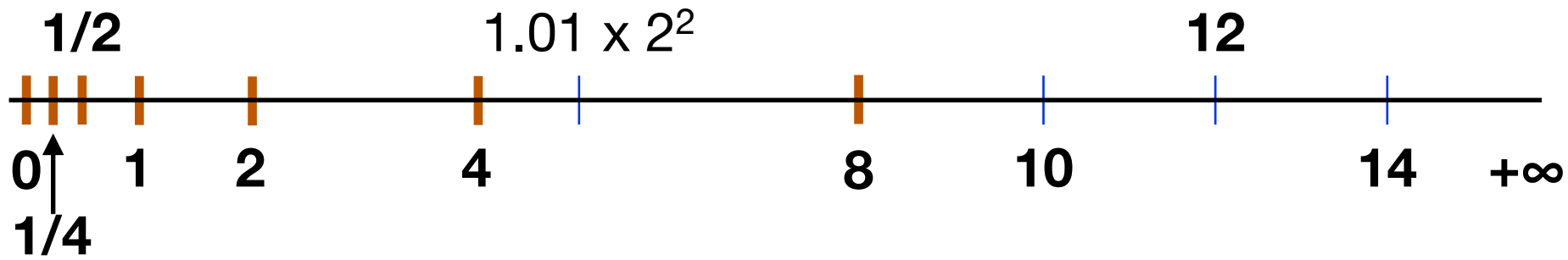


Representable Numbers (Positive Only)

$$v = (-1)^s M 2^E$$



E	exp	E	exp
-3	000	1	100
-2	001	2	101
-1	010	3	110
0	011	4	111

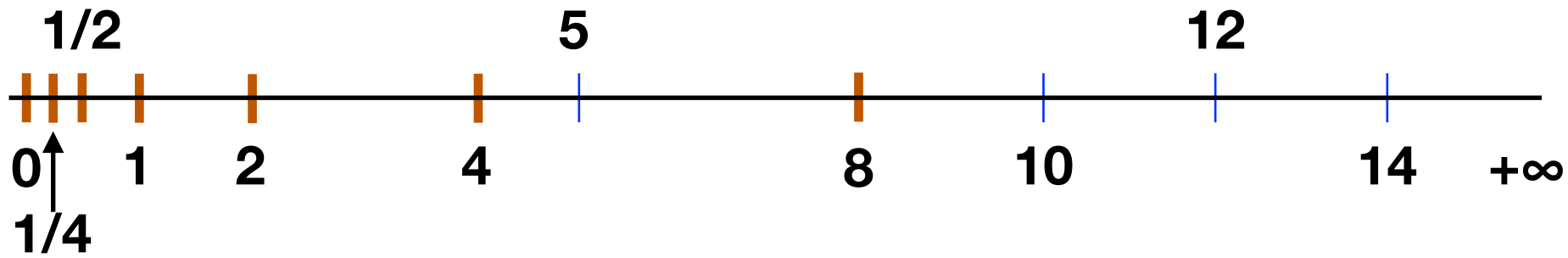


Representable Numbers (Positive Only)

$$v = (-1)^s M 2^E$$



E	exp	E	exp
-3	000	1	100
-2	001	2	101
-1	010	3	110
0	011	4	111

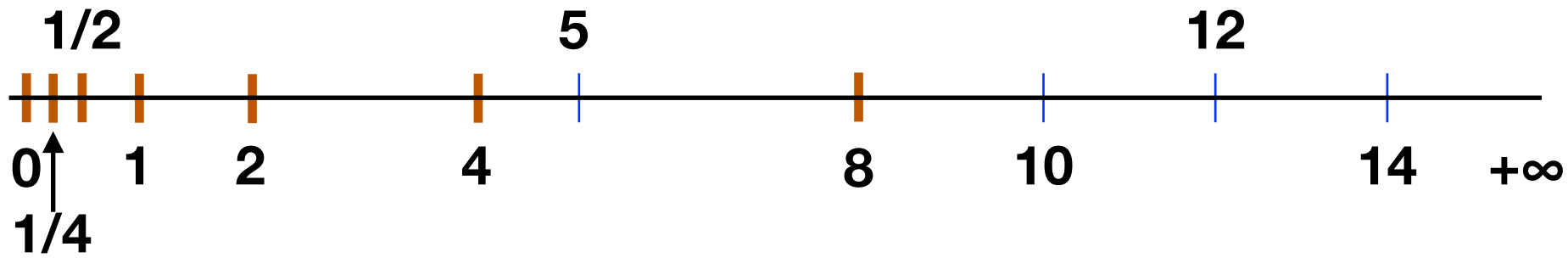


Representable Numbers (Positive Only)

$$v = (-1)^s M 2^E$$



E	exp	E	exp
-3	000	1	100
-2	001	2	101
-1	010	3	110
0	011	4	111

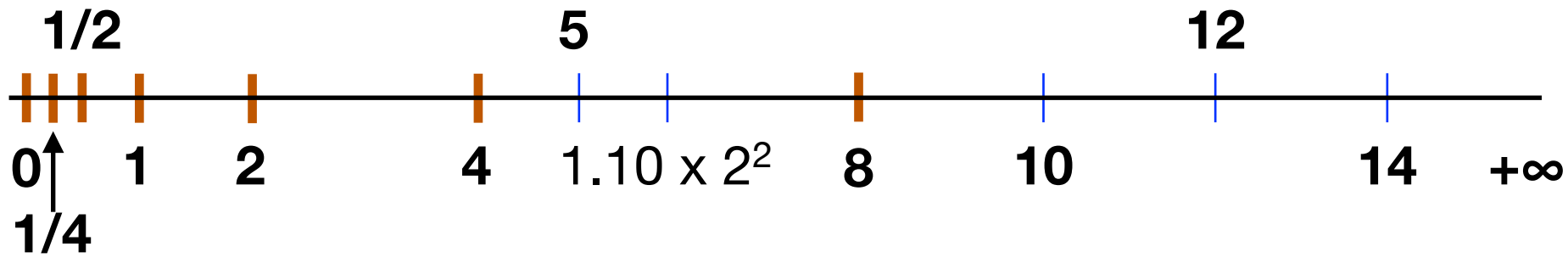


Representable Numbers (Positive Only)

$$v = (-1)^s M 2^E$$



E	exp	E	exp
-3	000	1	100
-2	001	2	101
-1	010	3	110
0	011	4	111

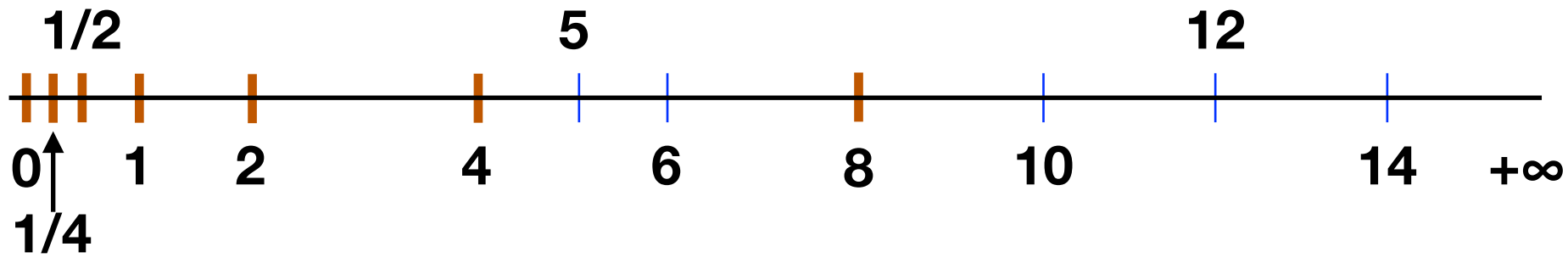


Representable Numbers (Positive Only)

$$v = (-1)^s M 2^E$$



E	exp	E	exp
-3	000	1	100
-2	001	2	101
-1	010	3	110
0	011	4	111

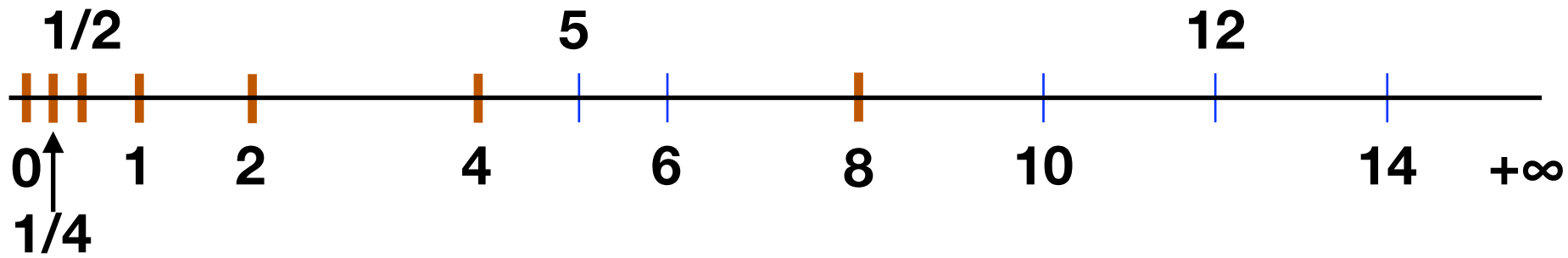


Representable Numbers (Positive Only)

$$v = (-1)^s M 2^E$$



E	exp	E	exp
-3	000	1	100
-2	001	2	101
-1	010	3	110
0	011	4	111

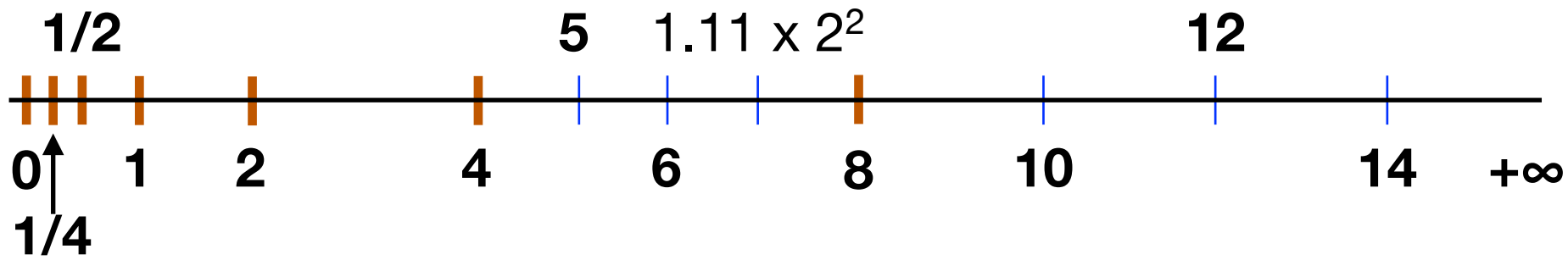


Representable Numbers (Positive Only)

$$v = (-1)^s M 2^E$$



E	exp	E	exp
-3	000	1	100
-2	001	2	101
-1	010	3	110
0	011	4	111

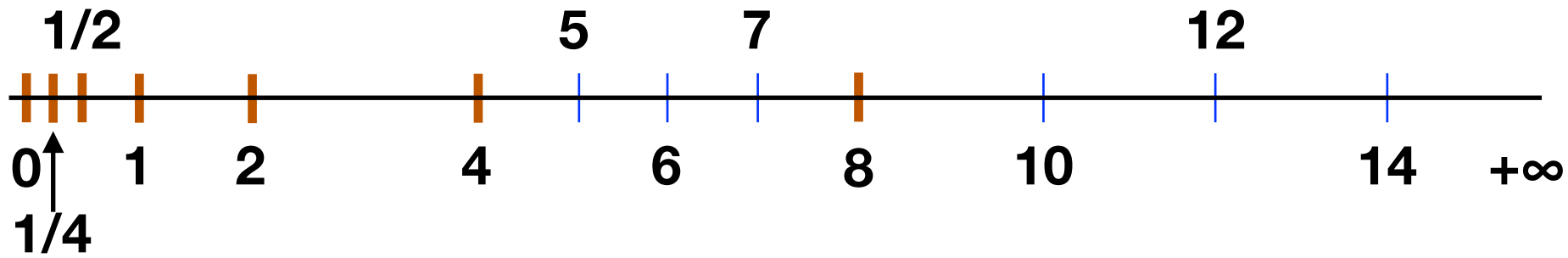


Representable Numbers (Positive Only)

$$v = (-1)^s M 2^E$$



E	exp	E	exp
-3	000	1	100
-2	001	2	101
-1	010	3	110
0	011	4	111

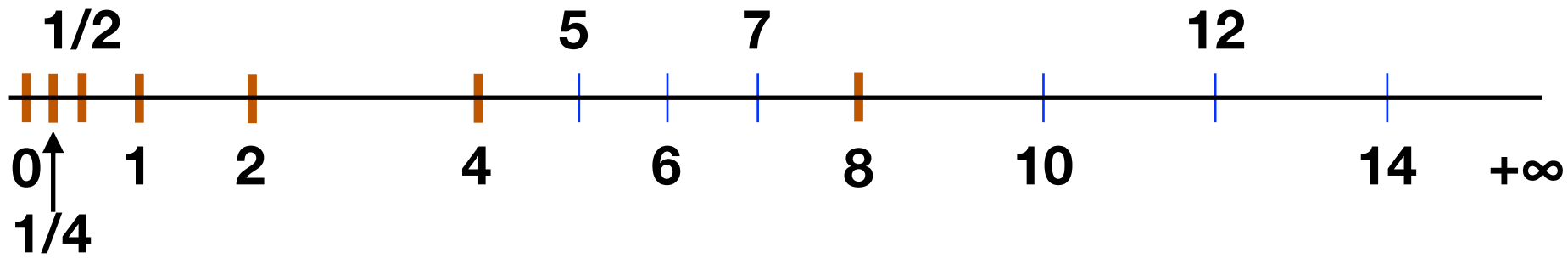


Representable Numbers (Positive Only)

$$v = (-1)^s M 2^E$$



E	exp	E	exp
-3	000	1	100
-2	001	2	101
-1	010	3	110
0	011	4	111

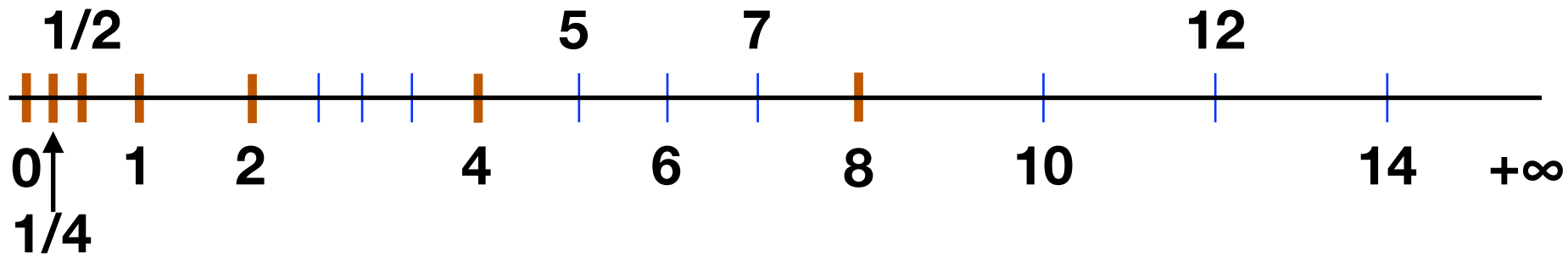


Representable Numbers (Positive Only)

$$v = (-1)^s M 2^E$$



E	exp	E	exp
-3	000	1	100
-2	001	2	101
-1	010	3	110
0	011	4	111

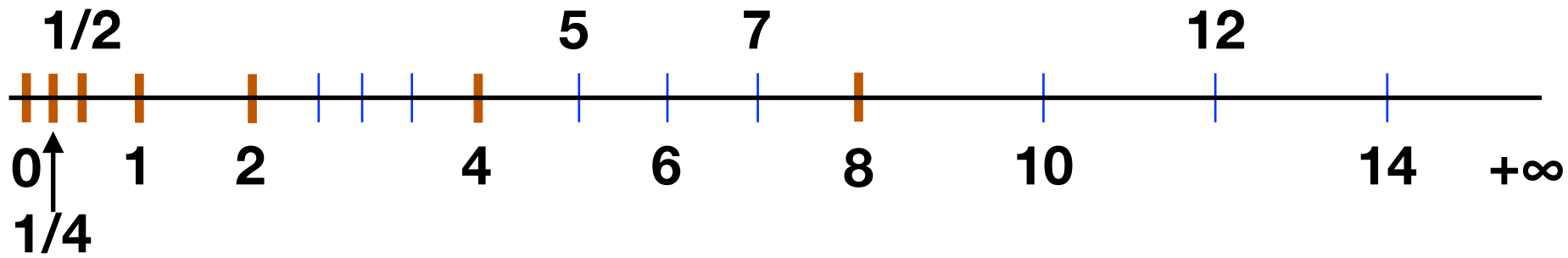


Representable Numbers (Positive Only)

$$v = (-1)^s M 2^E$$



E	exp	E	exp
-3	000	1	100
-2	001	2	101
-1	010	3	110
0	011	4	111

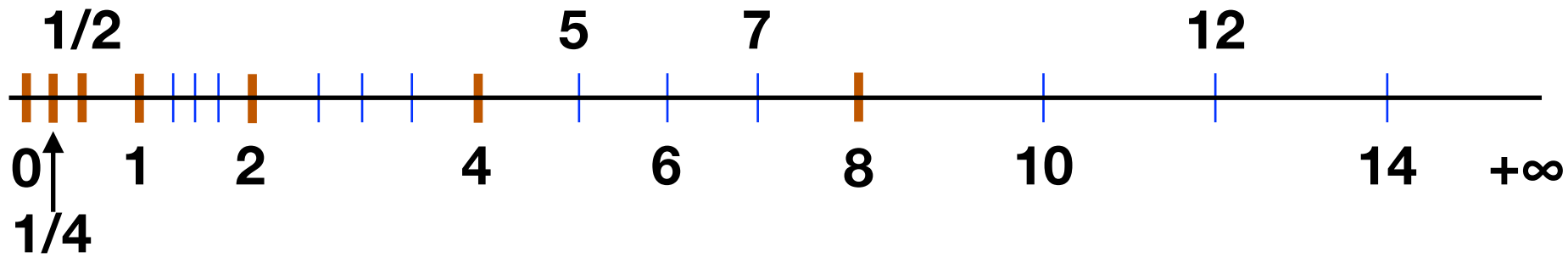


Representable Numbers (Positive Only)

$$v = (-1)^s M 2^E$$



E	exp	E	exp
-3	000	1	100
-2	001	2	101
-1	010	3	110
0	011	4	111

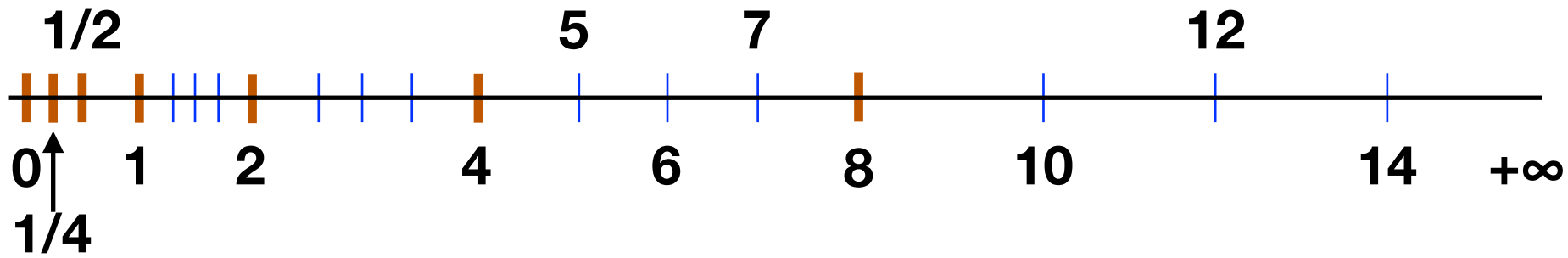


Representable Numbers (Positive Only)

$$v = (-1)^s M 2^E$$



E	exp	E	exp
-3	000	1	100
-2	001	2	101
-1	010	3	110
0	011	4	111

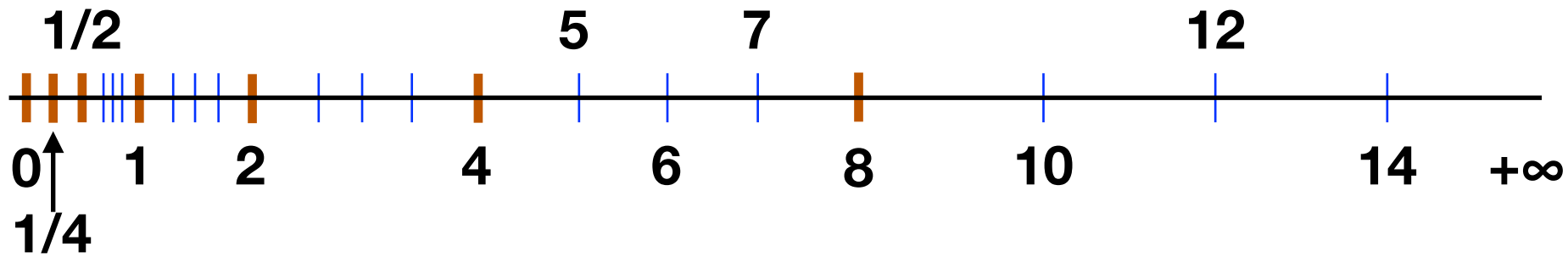


Representable Numbers (Positive Only)

$$v = (-1)^s M 2^E$$



E	exp	E	exp
-3	000	1	100
-2	001	2	101
-1	010	3	110
0	011	4	111

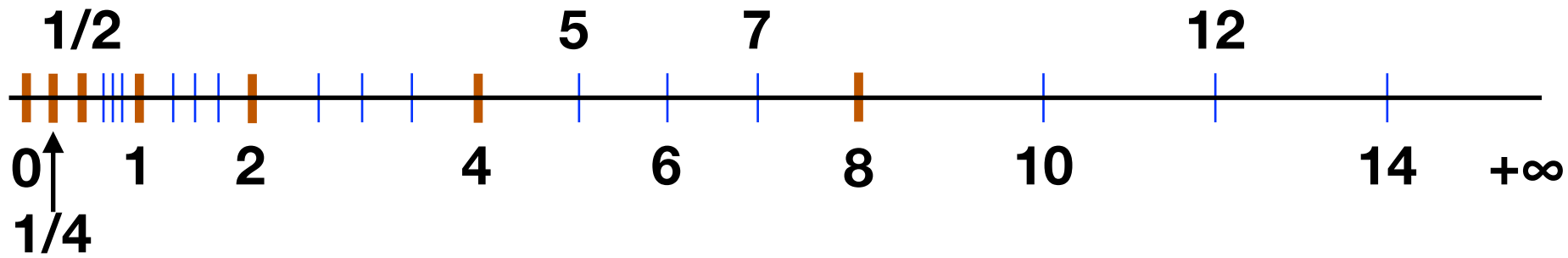


Representable Numbers (Positive Only)

$$v = (-1)^s M 2^E$$



E	exp	E	exp
-3	000	1	100
-2	001	2	101
-1	010	3	110
0	011	4	111

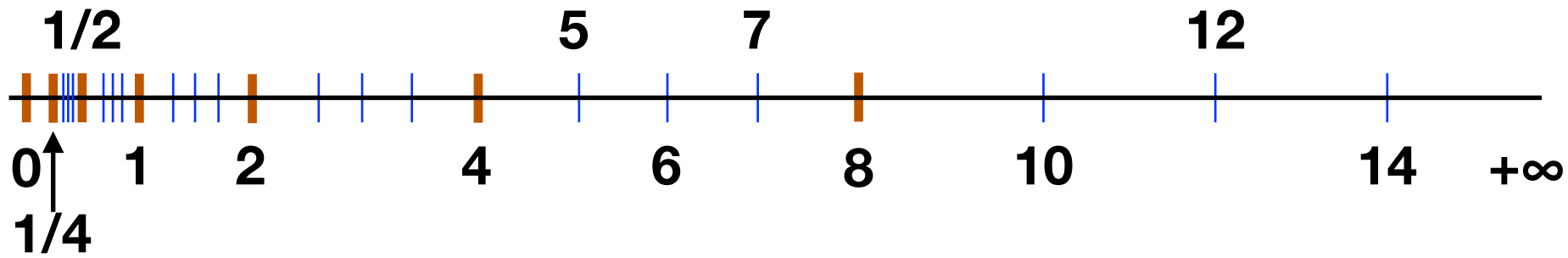


Representable Numbers (Positive Only)

$$v = (-1)^s M 2^E$$



E	exp	E	exp
-3	000	1	100
-2	001	2	101
-1	010	3	110
0	011	4	111



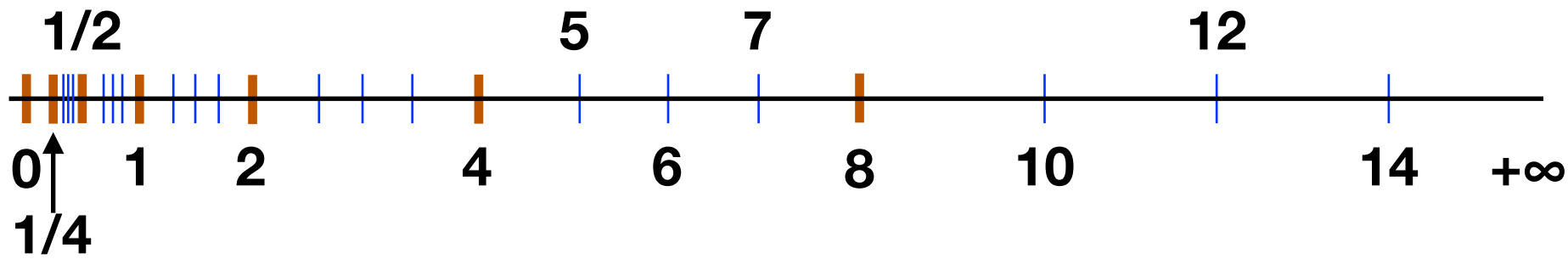
Representable Numbers (Positive Only)

$$v = (-1)^s M 2^E$$



E	exp	E	exp
-3	000	1	100
-2	001	2	101
-1	010	3	110
0	011	4	111

- Uneven interval (c.f., fixed interval in fixed-point)
 - More dense toward 0, sparser toward infinite
 - Allow encoding small and large numbers at the same time



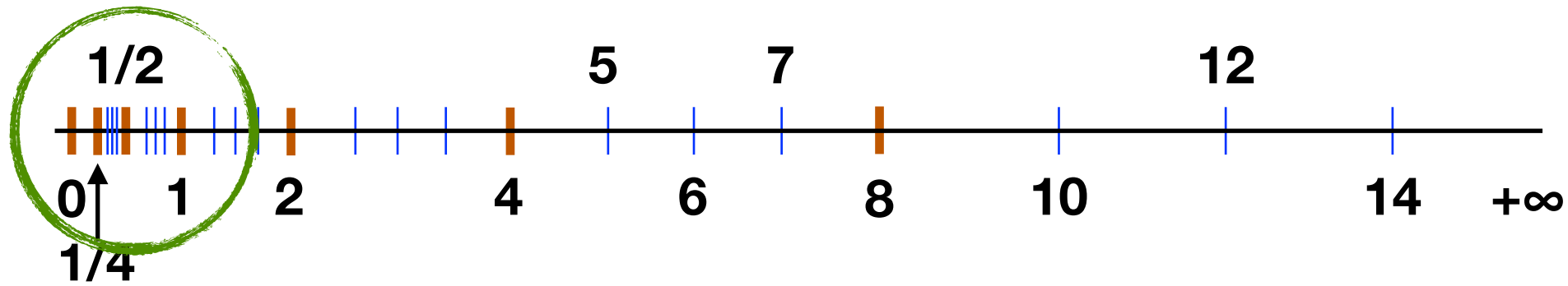
Representable Numbers (Positive Only)

$$v = (-1)^s M 2^E$$



E	exp	E	exp
-3	000	1	100
-2	001	2	101
-1	010	3	110
0	011	4	111

- Uneven interval (c.f., fixed interval in fixed-point)
 - More dense toward 0, sparser toward infinite
 - Allow encoding small and large numbers at the same time

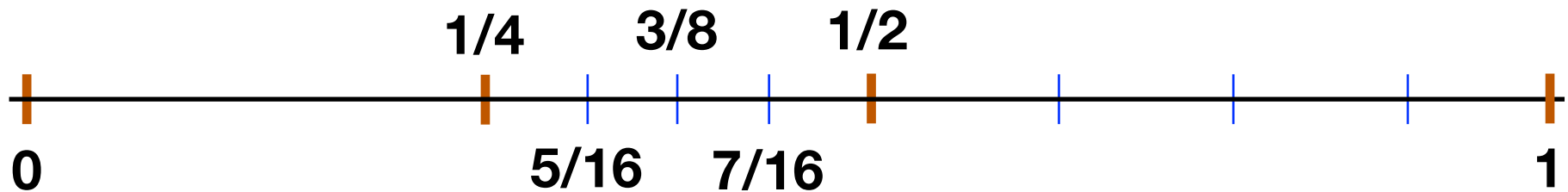


Representable Numbers (Positive Only)

$$v = (-1)^s M 2^E$$



E	exp	E	exp
-3	000	1	100
-2	001	2	101
-1	010	3	110
0	011	4	111

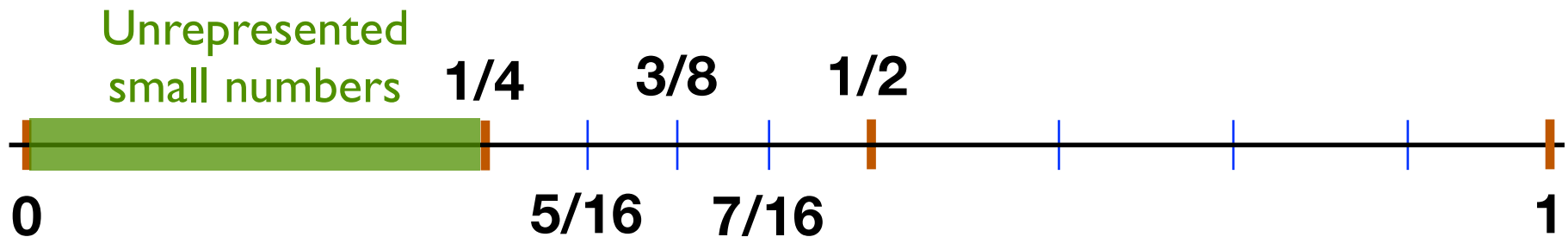


Representable Numbers (Positive Only)

$$v = (-1)^s M 2^E$$



E	exp	E	exp
-3	000	1	100
-2	001	2	101
-1	010	3	110
0	011	4	111



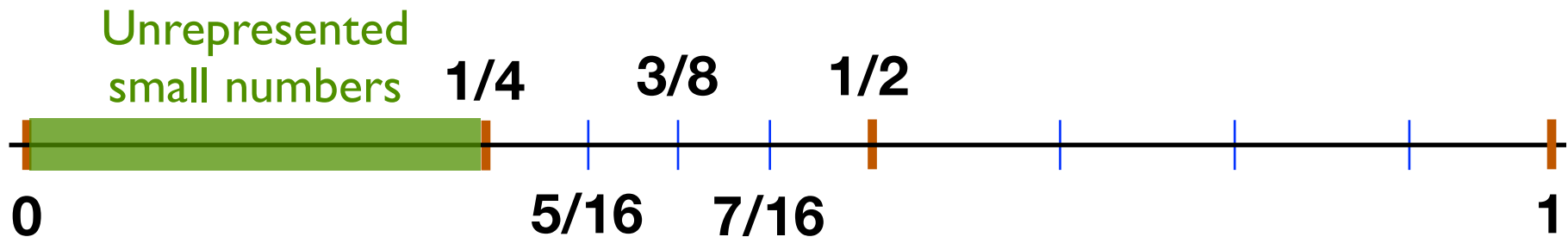
Representable Numbers (Positive Only)

$$v = (-1)^s M 2^E$$



E	exp	E	exp
-3	000	1	100
-2	001	2	101
-1	010	3	110
0	011	4	111

- Underflow: always round to 0 is inelegant



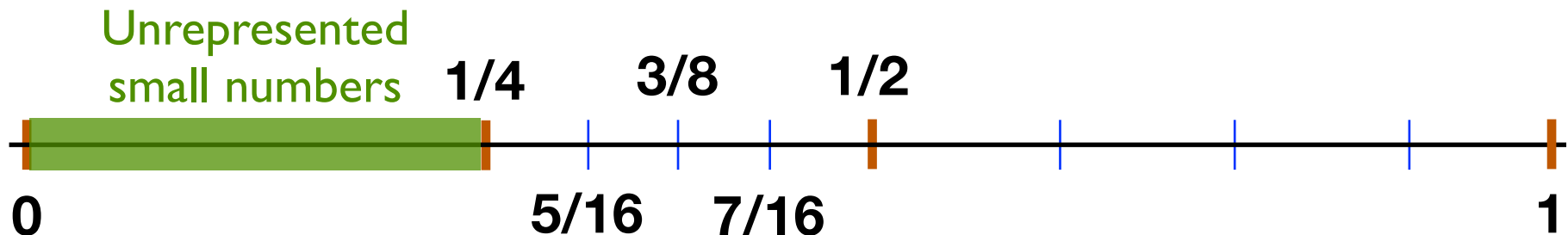
Representable Numbers (Positive Only)

$$v = (-1)^s M 2^E$$



E	exp	E	exp
-3	000	1	100
-2	001	2	101
-1	010	3	110
0	011	4	111

- Underflow: always round to 0 is inelegant



Representable Numbers (Positive Only)

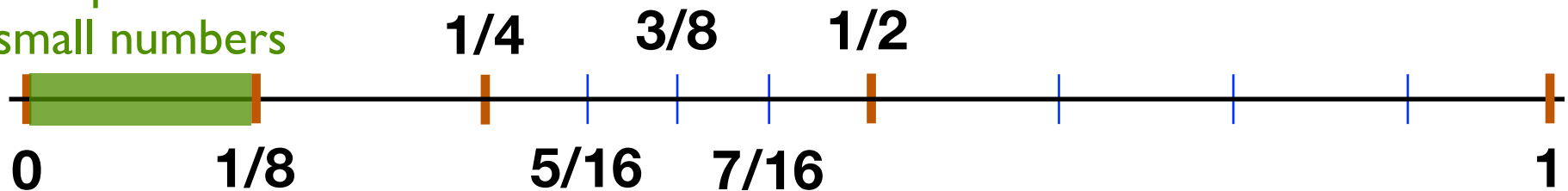
$$v = (-1)^s M 2^E$$



E	exp	E	exp
-3	000	1	100
-2	001	2	101
-1	010	3	110
0	011	4	111

- Underflow: always round to 0 is inelegant

Unrepresented
small numbers



Representable Numbers (Positive Only)

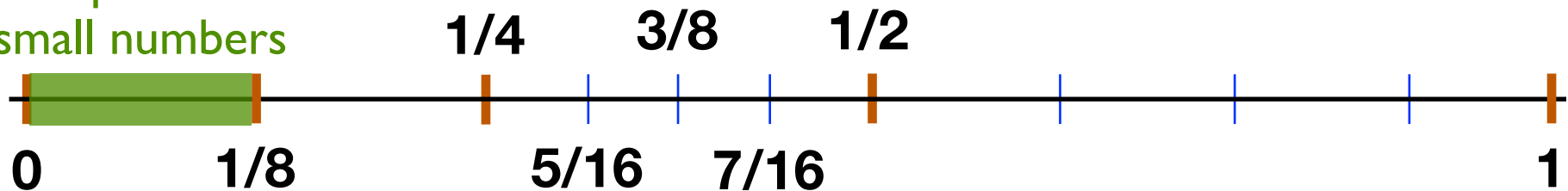
$$v = (-1)^s M 2^E$$



E	exp	E	exp
-3	000	1	100
-2	001	2	101
-1	010	3	110
0	011	4	111

- Underflow: always round to 0 is inelegant
- Using 000 for *exp* would only postpone the problem rather than solving it

Unrepresented
small numbers



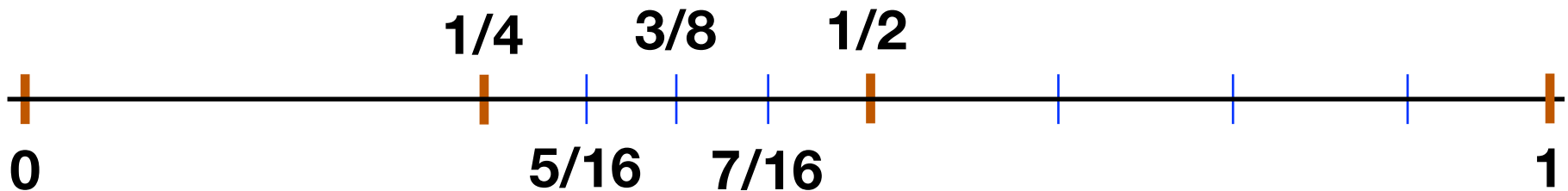
Subnormal (De-normalized) Numbers

$$v = (-1)^s M 2^E$$



E	exp	E	exp
-3	000	1	100
-2	001	2	101
-1	010	3	110
0	011	4	111

- Idea: Evenly divide between 0 and 1/4 rather than exponentially decreasing **when $\text{exp} = 0$** (subnormal numbers)



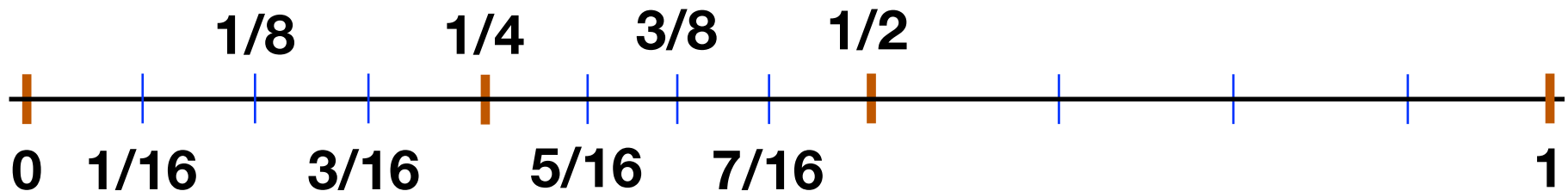
Subnormal (De-normalized) Numbers

$$v = (-1)^s M 2^E$$



E	exp	E	exp
-3	000	1	100
-2	001	2	101
-1	010	3	110
0	011	4	111

- Idea: Evenly divide between 0 and 1/4 rather than exponentially decreasing **when $\text{exp} = 0$** (subnormal numbers)



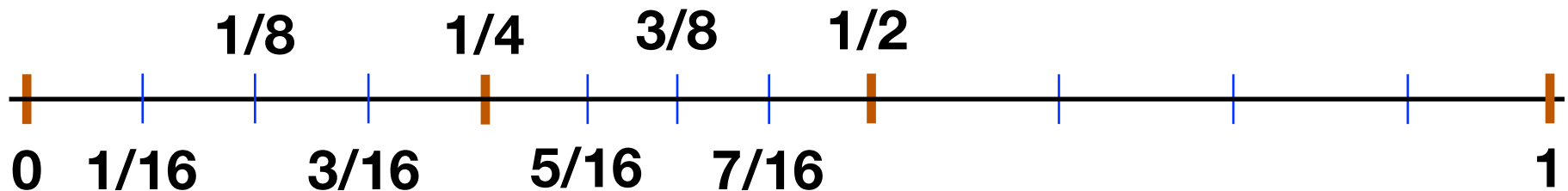
Subnormal (De-normalized) Numbers

$$v = (-1)^s M 2^E$$



E	exp	E	exp
-3	000	1	100
-2	001	2	101
-1	010	3	110
0	011	4	111

- Idea: Evenly divide between 0 and 1/4 rather than exponentially decreasing **when $exp = 0$** (subnormal numbers)
- $E = (exp + 1) - bias$ (instead of $exp - bias$)
- $M = 0.frac$ (instead of $1.frac$)



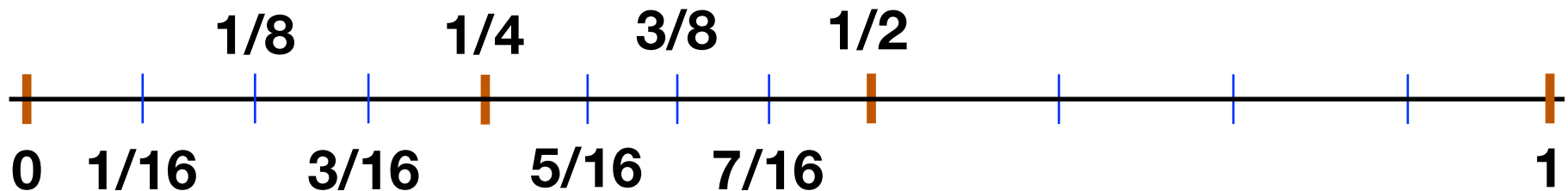
Subnormal (De-normalized) Numbers

$$v = (-1)^s M 2^E$$



E	exp	E	exp
-3	000	1	100
-2	001	2	101
-1	010	3	110
0	011	4	111

- Idea: Evenly divide between 0 and 1/4 rather than exponentially decreasing **when $exp = 0$** (subnormal numbers)
- $E = (exp + 1) - bias$ (instead of $exp - bias$)
- $M = 0.frac$ (instead of $1.frac$)



$$\boxed{0 \quad 000 \quad 01} = (-1)^0 0.01 \times 2^{(0+1-3)} = 1/16$$

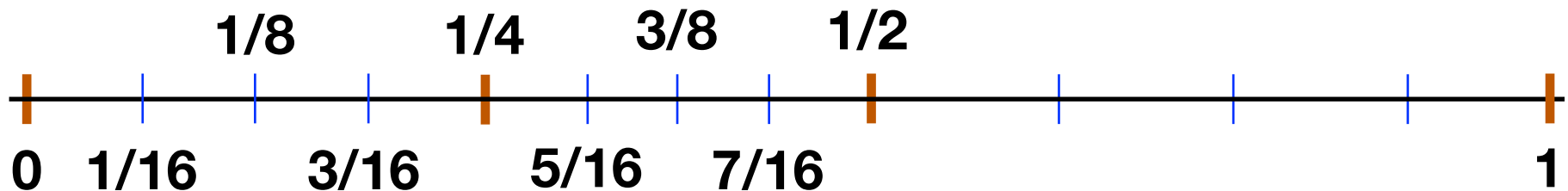
Subnormal (De-normalized) Numbers

$$v = (-1)^s M 2^E$$



E	exp	E	exp
-3	000	1	100
-2	001	2	101
-1	010	3	110
0	011	4	111

- Idea: Evenly divide between 0 and 1/4 rather than exponentially decreasing **when $exp = 0$** (subnormal numbers)
- $E = (exp + 1) - bias$ (instead of $exp - bias$)
- $M = 0.frac$ (instead of $1.frac$)
- Subnormal numbers allow graceful underflow



$$\boxed{0 \quad 000 \quad 01} = (-1)^0 0.01 \times 2^{(0+1-3)} = 1/16$$

Special Values

$$v = (-1)^s M 2^E$$



E	exp	E	exp
-2	000	1	100
-2	001	2	101
-1	010	3	110
0	011	4	111

Special Values

$$v = (-1)^s M 2^E$$



E	exp	E	exp
-2	000	1	100
-2	001	2	101
-1	010	3	110
0	011	4	111

- There are many special values in scientific computing
 - +/- ∞ , NaNs ($0 / 0$, $0 / \infty$, ∞ / ∞ , ...), etc.

Special Values

$$v = (-1)^s M 2^E$$



E	exp	E	exp
-2	000	1	100
-2	001	2	101
-1	010	3	110
0	011	4	111

- There are many special values in scientific computing
 - +/- ∞ , NaNs ($0 / 0$, $0 / \infty$, ∞ / ∞ , ...), etc.
- $\text{exp} = 111$ is reserved to represent these numbers

Special Values

$$v = (-1)^s M 2^E$$



E	exp	E	exp
-2	000	1	100
-2	001	2	101
-1	010	3	110
0	011		111

- There are many special values in scientific computing
 - $\pm \infty$, NaNs ($0 / 0$, $0 / \infty$, ∞ / ∞ , ...), etc.
- $\text{exp} = 111$ is reserved to represent these numbers

Special Values

$$v = (-1)^s M 2^E$$



E	exp	E	exp
-2	000	1	100
-2	001	2	101
-1	010	3	110
0	011		111

- There are many special values in scientific computing
 - $\pm \infty$, NaNs ($0 / 0$, $0 / \infty$, ∞ / ∞ , ...), etc.
- $\text{exp} = 111$ is reserved to represent these numbers
- $\text{exp} = 111$, $\text{frac} = 000$
 - $\pm \infty$ (depending on the s bit). Overflow results.
 - Arithmetic on ∞ is exact: $1.0/0.0 = -1.0/-0.0 = +\infty$, $1.0/-0.0 = -\infty$

Special Values

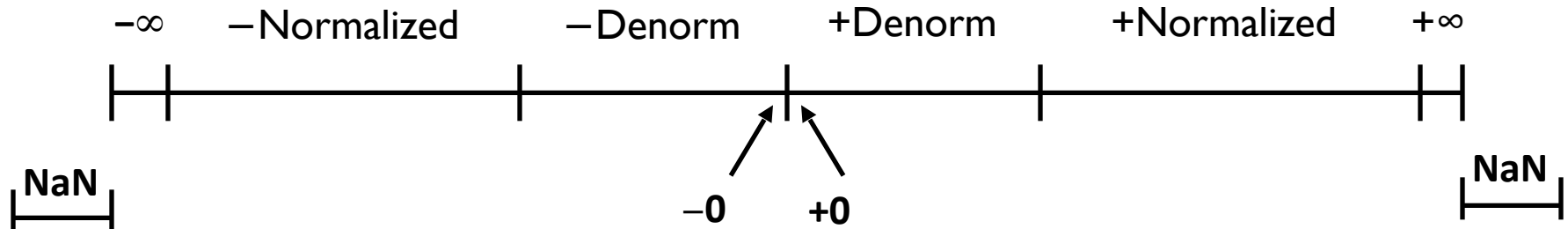
$$v = (-1)^s M 2^E$$



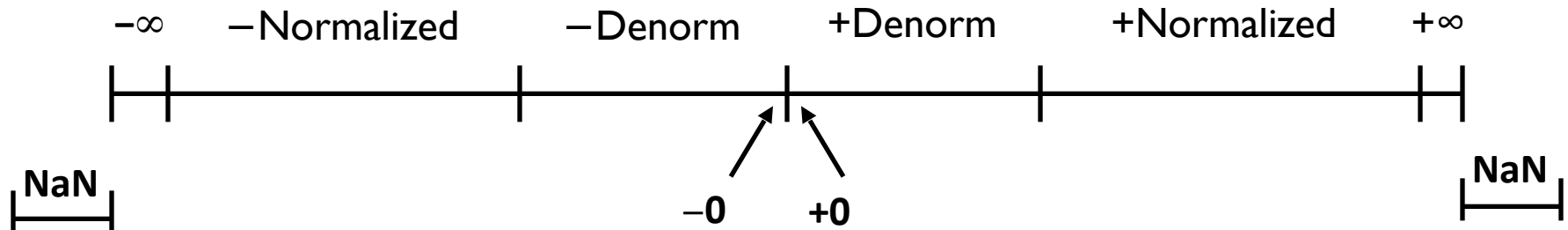
E	exp	E	exp
-2	000	1	100
-2	001	2	101
-1	010	3	110
0	011		111

- There are many special values in scientific computing
 - $\pm \infty$, NaNs ($0 / 0$, $0 / \infty$, ∞ / ∞ , ...), etc.
- $\text{exp} = 111$ is reserved to represent these numbers
- $\text{exp} = 111$, $\text{frac} = 000$
 - $\pm \infty$ (depending on the s bit). Overflow results.
 - Arithmetic on ∞ is exact: $1.0/0.0 = -1.0/-0.0 = +\infty$, $1.0/-0.0 = -\infty$
- $\text{exp} = 111$, $\text{frac} \neq 000$
 - Represent Not-a-Numbers (e.g., $\sqrt{-1}$, $\infty - \infty$, $\infty \times 0$)

Visualization: Floating Point Encodings



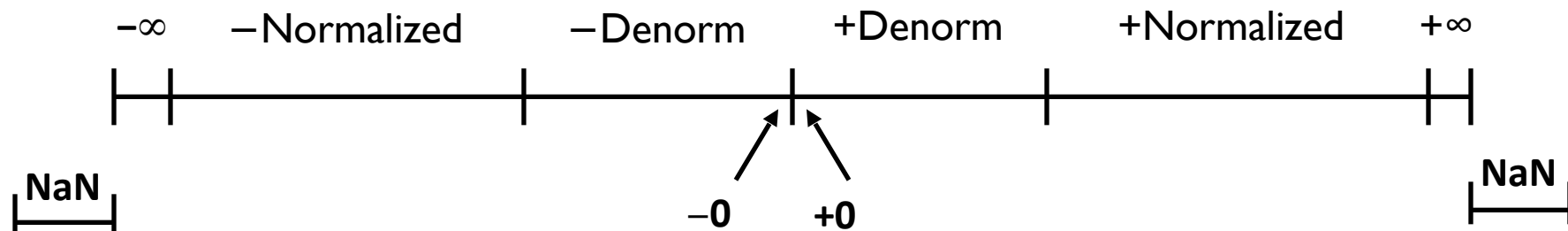
Visualization: Floating Point Encodings



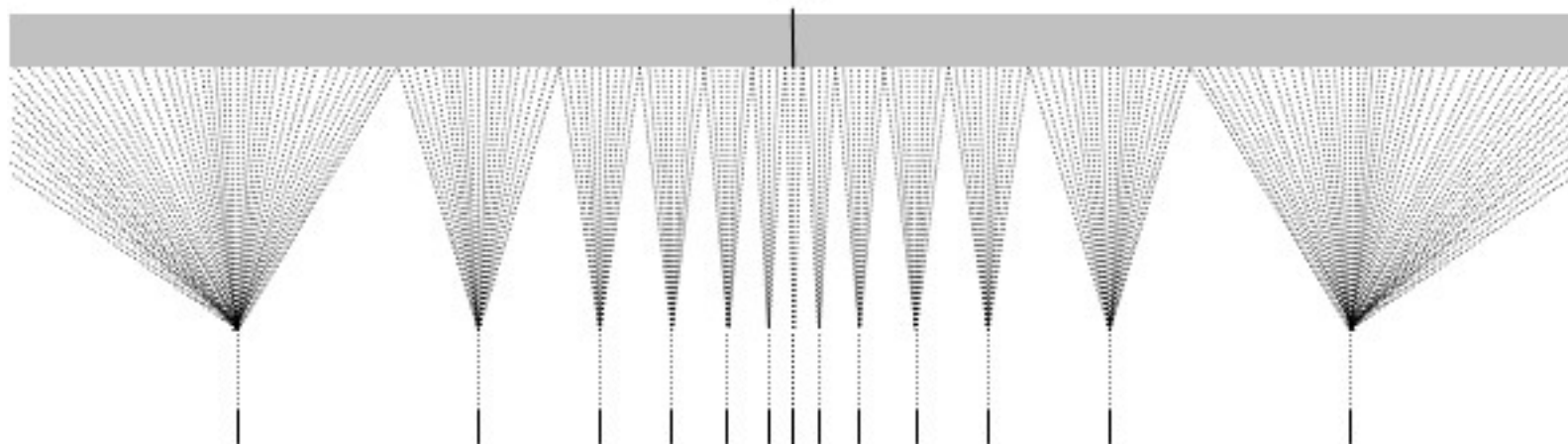
Infinite Amount of Real Numbers



Visualization: Floating Point Encodings

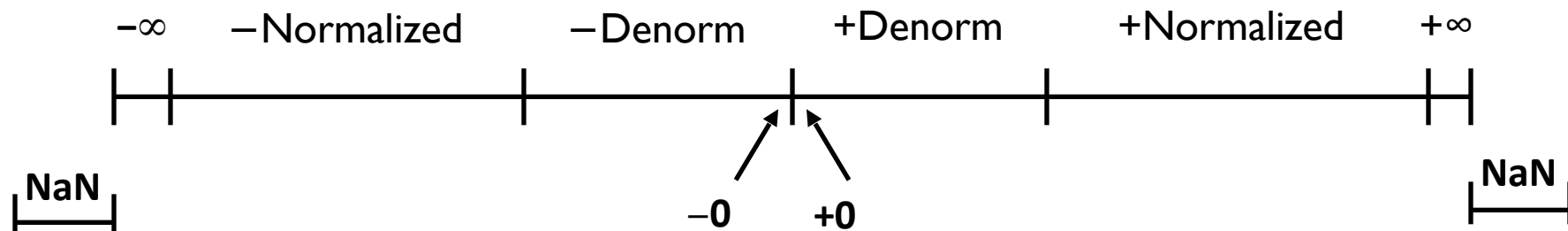


Infinite Amount of Real Numbers

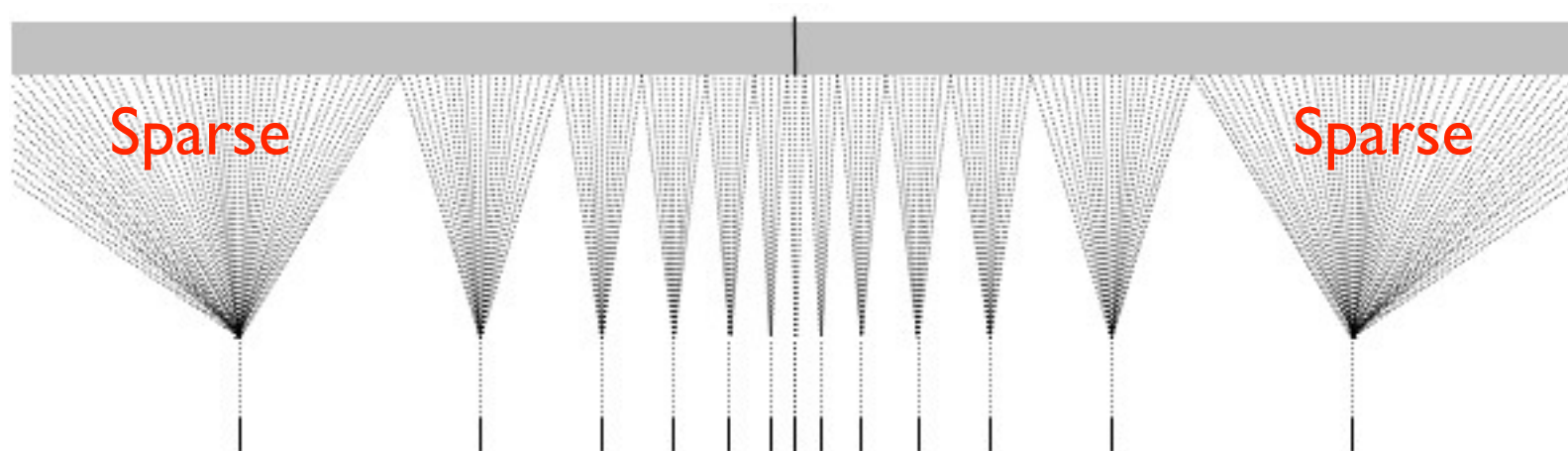


Finite Amount of Floating Point Numbers

Visualization: Floating Point Encodings

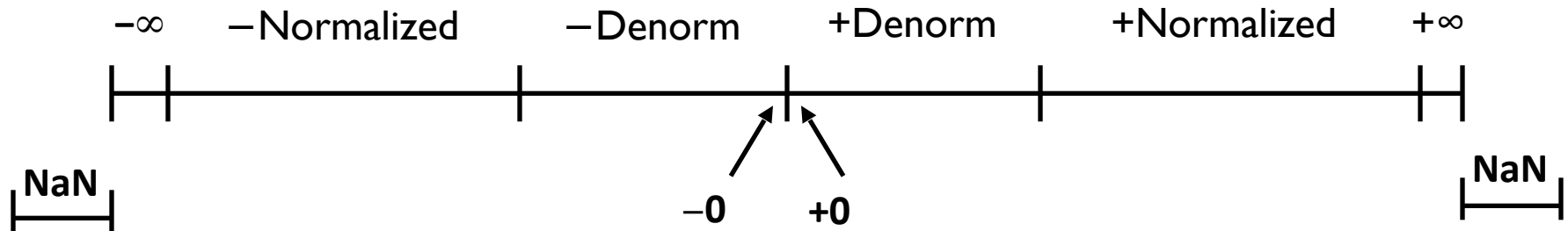


Infinite Amount of Real Numbers

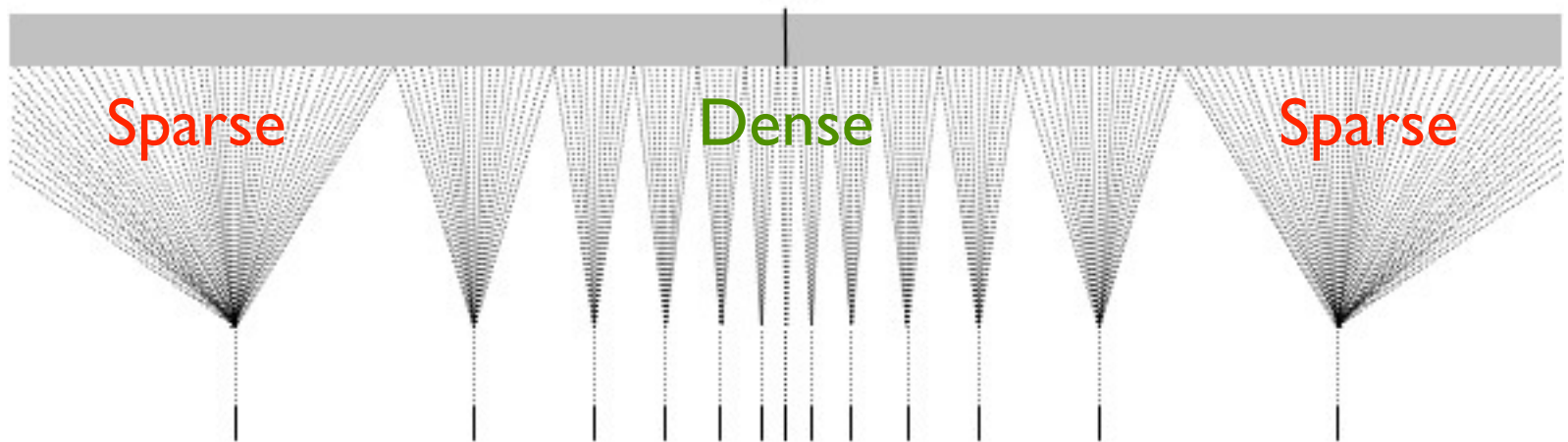


Finite Amount of Floating Point Numbers

Visualization: Floating Point Encodings

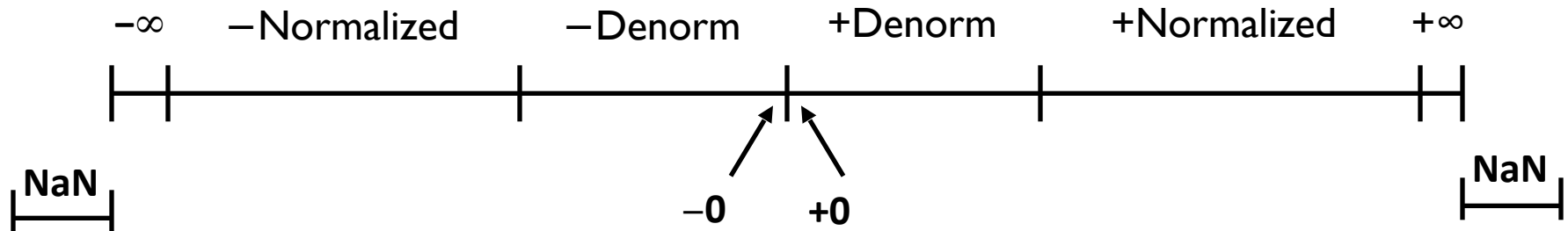


Infinite Amount of Real Numbers




Finite Amount of Floating Point Numbers

Visualization: Floating Point Encodings



Infinite Amount of Real Numbers



Finite Amount of Floating Point Numbers

Today: Floating Point

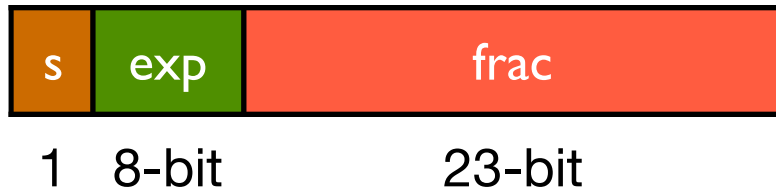
- Background: Fractional binary numbers and fixed-point
- Floating point representation
- **IEEE 754 standard**
- Rounding, addition, multiplication
- Floating point in C
- Summary

IEEE Floating Point

- **IEEE Standard 754**
 - Established in 1985 as uniform standard for floating point arithmetic
 - Before that, many idiosyncratic formats
 - Supported by all major CPUs (and even GPUs and other processors)
- **Driven by numerical concerns**
 - Nice standards for rounding, overflow, underflow
 - Hard to make fast in hardware
 - Numerical analysts predominated over hardware designers in defining standard

IEEE 754 Standard Precision Options

- Single precision: 32 bits



- Double precision: 64 bits



Single Precision (32-bit) Example

$$v = (-1)^s M 2^E$$

$$\text{bias} = 2^{(8-1)} - 1 = 127$$



Single Precision (32-bit) Example

$$v = (-1)^s M 2^E$$

$$\text{bias} = 2^{(8-1)} - 1 = 127$$



$$\begin{aligned} 15213_{10} &= 11101101101101_2 \\ &= (-1)^0 1.1101101101101_2 \times 2^{13} \end{aligned}$$

Single Precision (32-bit) Example

$$v = (-1)^s M 2^E$$

$$\text{bias} = 2^{(8-1)} - 1 = 127$$



$$\begin{aligned} 15213_{10} &= 11101101101101_2 \\ &= (-1)^0 1.1101101101101_2 \times 2^{13} \end{aligned}$$

Single Precision (32-bit) Example

$$v = (-1)^s M 2^E$$

$$\text{bias} = 2^{(8-1)} - 1 = 127$$



$$\begin{aligned} 15213_{10} &= 11101101101101_2 \\ &= (-1)^0 1.1101101101101_2 \times 2^{13} \end{aligned}$$

Single Precision (32-bit) Example

$$v = (-1)^s M 2^E$$

$$\text{bias} = 2^{(8-1)} - 1 = 127$$



$$\begin{aligned} 15213_{10} &= 11101101101101_2 \\ &= (-1)^0 1.1101101101101_2 \times 2^{13} \end{aligned}$$

$$\text{exp} = E + \text{bias} = 140_{10}$$

Single Precision (32-bit) Example

$$v = (-1)^s M 2^E$$

$$\text{bias} = 2^{(8-1)} - 1 = 127$$



$$\begin{aligned} 15213_{10} &= 11101101101101_2 \\ &= (-1)^0 1.1101101101101_2 \times 2^{13} \end{aligned}$$

$$\text{exp} = E + \text{bias} = 140_{10}$$

Single Precision (32-bit) Example

$$v = (-1)^s M 2^E$$

$$\text{bias} = 2^{(8-1)} - 1 = 127$$



$$\begin{aligned} 15213_{10} &= 11101101101101_2 \\ &= (-1)^0 1.1101101101101_2 \times 2^{13} \end{aligned}$$

$$\text{exp} = E + \text{bias} = 140_{10}$$

Single Precision (32-bit) Example

$$v = (-1)^s M 2^E$$

$$\text{bias} = 2^{(8-1)} - 1 = 127$$



$$\begin{aligned} 15213_{10} &= 11101101101101_2 \\ &= (-1)^0 1.1101101101101_2 \times 2^{13} \end{aligned}$$

$$\text{exp} = E + \text{bias} = 140_{10}$$

Today: Floating Point

- Background: Fractional binary numbers and fixed-point
- Floating point representation
- IEEE 754 standard
- Rounding, addition, multiplication
- Floating point in C
- Summary

Floating Point Operations: Basic Idea

- Basic idea

- We perform the operation & produce the infinitely **precise** result
- Make it fit into desired precision
 - Possibly **overflow** if exponent too large
 - Possibly **round** to fit into frac

- $x +_f y = \text{Round}(x + y)$

- $x \times_f y = \text{Round}(x \times y)$

Rounding Modes

Rounding Modes

- Default: To nearest; if equally near, then to the one having an even least significant digit (bit)

Rounding Modes

- Default: To nearest; if equally near, then to the one having an even least significant digit (bit)
- Directed rounding:
 - Towards zero (chop)
 - Round down ($-\infty$)
 - Round up ($+\infty$)

Rounding Modes

- Default: To nearest; if equally near, then to the one having an even least significant digit (bit)
- Directed rounding:
 - Towards zero (chop)
 - Round down ($-\infty$)
 - Round up ($+\infty$)

Rounding Mode	1.40	1.60	1.50	2.50	-1.50
Towards zero	1	1	1	2	-1
Round down ($-\infty$)	1	1	1	2	-2
Round up ($+\infty$)	2	2	2	3	-1
Nearest even (default)	1	2	2	2	-2

Rounding Modes (Binary Example)

- Default: To nearest; if equally near, then to the one having an even least significant digit (bit)
- Assuming 3 bits for *frac*

Rounding Modes (Binary Example)

- Default: To nearest; if equally near, then to the one having an even least significant digit (bit)
- Assuming 3 bits for *frac*

Precise Value	Rounded Value	Notes
1.000011	1.000	1.000 is the nearest (down)
1.000110	1.001	1.001 is the nearest (up)
1.000100	1.000	1.000 is the nearest even (down)
1.001100	1.010	1.010 is the nearest even (up)

Rounding Modes (Binary Example)

- Default: To nearest; if equally near, then to the one having an even least significant digit (bit)
- Assuming 3 bits for *frac*

even

1.000

odd

1.001

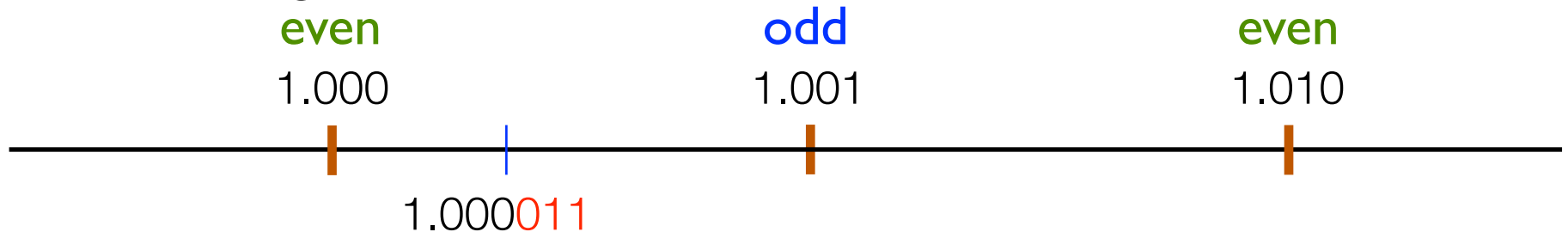
even

1.010

Precise Value	Rounded Value	Notes
1.000011	1.000	1.000 is the nearest (down)
1.000110	1.001	1.001 is the nearest (up)
1.000100	1.000	1.000 is the nearest even (down)
1.001100	1.010	1.010 is the nearest even (up)

Rounding Modes (Binary Example)

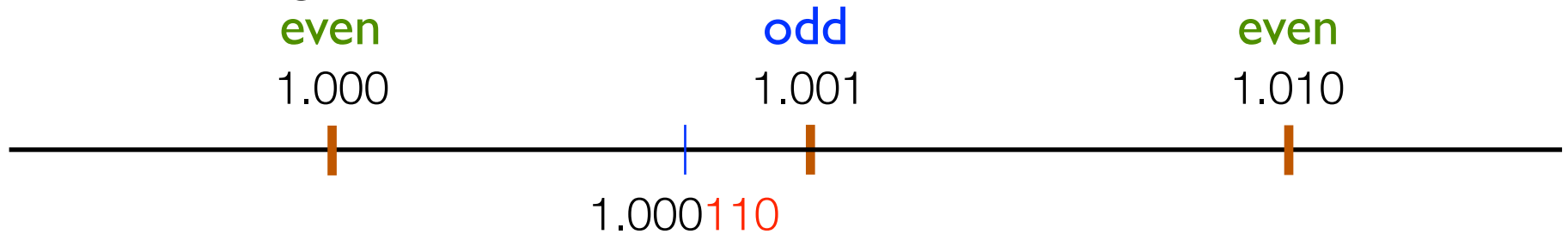
- Default: To nearest; if equally near, then to the one having an even least significant digit (bit)
- Assuming 3 bits for *frac*



Precise Value	Rounded Value	Notes
1.000011	1.000	1.000 is the nearest (down)
1.000110	1.001	1.001 is the nearest (up)
1.000100	1.000	1.000 is the nearest even (down)
1.001100	1.010	1.010 is the nearest even (up)

Rounding Modes (Binary Example)

- Default: To nearest; if equally near, then to the one having an even least significant digit (bit)
- Assuming 3 bits for *frac*

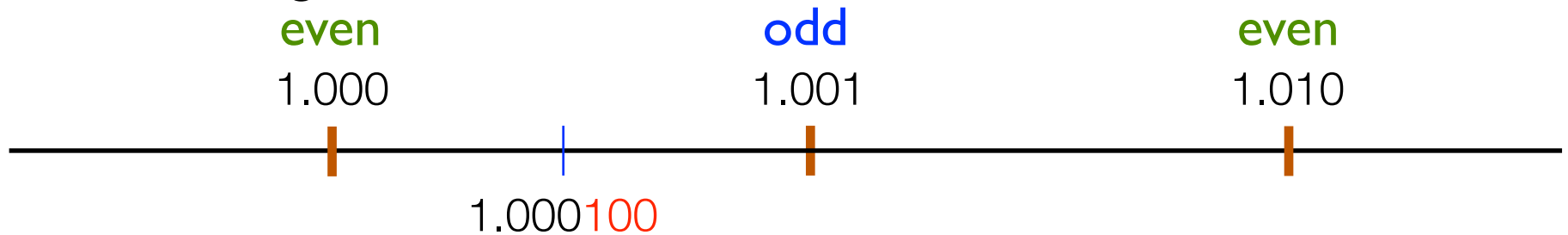


Precise Value	Rounded Value	Notes
1.000011	1.000	1.000 is the nearest (down)
1.000110	1.001	1.001 is the nearest (up)
1.000100	1.000	1.000 is the nearest even (down)
1.001100	1.010	1.010 is the nearest even (up)



Rounding Modes (Binary Example)

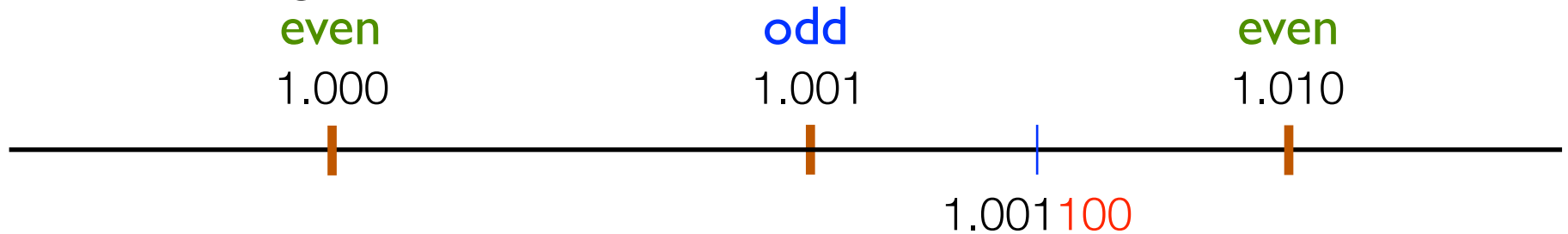
- Default: To nearest; if equally near, then to the one having an even least significant digit (bit)
- Assuming 3 bits for *frac*



Precise Value	Rounded Value	Notes
1.000111	1.000	1.000 is the nearest (down)
1.000110	1.001	1.001 is the nearest (up)
→ 1.000100	1.000	1.000 is the nearest even (down)
1.001100	1.010	1.010 is the nearest even (up)

Rounding Modes (Binary Example)

- Default: To nearest; if equally near, then to the one having an even least significant digit (bit)
- Assuming 3 bits for *frac*



Precise Value	Rounded Value	Notes
1.000100	1.000	1.000 is the nearest (down)
1.000110	1.001	1.001 is the nearest (up)
1.000100	1.000	1.000 is the nearest even (down)
→ 1.001100	1.010	1.010 is the nearest even (up)

Floating Point Addition

Floating Point Addition

- $(-1)^{s1} M1 2^{E1} + (-1)^{s2} M2 2^{E2}$

$$1.000 \times 2^{-1} + 11.10 \times 2^{-3}$$

Floating Point Addition

- $(-1)^{s1} M1 2^{E1} + (-1)^{s2} M2 2^{E2}$

$$1.000 \times 2^{-1} + 11.10 \times 2^{-3}$$



align

$$1.000 \times 2^{-1} + 0.111 \times 2^{-1}$$

Floating Point Addition

- $(-1)^{s1} M1 2^{E1} + (-1)^{s2} M2 2^{E2}$

$$1.000 \times 2^{-1} + 11.10 \times 2^{-3}$$



$$1.000 \times 2^{-1} + 0.111 \times 2^{-1}$$



add

$$1.111 \times 2^{-1}$$

Floating Point Addition

- $(-1)^{s1} M1 2^{E1} + (-1)^{s2} M2 2^{E2}$
- Exact Result: $(-1)^s M 2^E$
 - Sign s , significand M :
 - Result of signed align & add
 - Exponent E : $E1$
 - Assume $E1 > E2$

$$1.000 \times 2^{-1} + 11.10 \times 2^{-3}$$



$$1.000 \times 2^{-1} + 0.111 \times 2^{-1}$$



$$1.111 \times 2^{-1}$$

Floating Point Addition

- $(-1)^{s1} M1 2^{E1} + (-1)^{s2} M2 2^{E2}$

- Exact Result: $(-1)^s M 2^E$

- Sign s , significand M :
 - Result of signed align & add
- Exponent E : $E1$
 - Assume $E1 > E2$

- Fixing

- If $M \geq 2$, shift M right, increment E
- If $M < 1$, shift M left k positions, decrement E by k
- Overflow if E out of range
- Round M to fit $frac$ precision

$$1.000 \times 2^{-1} + 11.10 \times 2^{-3}$$



$$1.000 \times 2^{-1} + 0.111 \times 2^{-1}$$



$$1.111 \times 2^{-1}$$

Mathematical Properties of FP Add

Mathematical Properties of FP Add

- Commutative?

Mathematical Properties of FP Add

- Commutative?

Yes

Mathematical Properties of FP Add

- Commutative?
- Associative?

Yes

Mathematical Properties of FP Add

- Commutative? **Yes**
- Associative? **No**
 - Overflow and inexactness of rounding
 - $(3.14 + 1e10) - 1e10 = 0$, $3.14 + (1e10 - 1e10) = 3.14$

Mathematical Properties of FP Add

- Commutative? **Yes**
- Associative? **No**
 - Overflow and inexactness of rounding
 - $(3.14 + 1e10) - 1e10 = 0$, $3.14 + (1e10 - 1e10) = 3.14$
- 0 is additive identity?

Mathematical Properties of FP Add

- Commutative? **Yes**
- Associative? **No**
 - Overflow and inexactness of rounding
 - $(3.14 + 1e10) - 1e10 = 0$, $3.14 + (1e10 - 1e10) = 3.14$
- 0 is additive identity? **Yes**

Mathematical Properties of FP Add

- Commutative? **Yes**
- Associative? **No**
 - Overflow and inexactness of rounding
 - $(3.14 + 1e10) - 1e10 = 0$, $3.14 + (1e10 - 1e10) = 3.14$
- 0 is additive identity? **Yes**
- Every element has additive inverse (negation)?

Mathematical Properties of FP Add

- Commutative? **Yes**
- Associative? **No**
 - Overflow and inexactness of rounding
 - $(3.14 + 1e10) - 1e10 = 0$, $3.14 + (1e10 - 1e10) = 3.14$
- 0 is additive identity? **Yes**
- Every element has additive inverse (negation)? **Almost**
 - Except for infinities & NaNs

Mathematical Properties of FP Add

- Commutative? **Yes**
- Associative? **No**
 - Overflow and inexactness of rounding
 - $(3.14 + 1e10) - 1e10 = 0$, $3.14 + (1e10 - 1e10) = 3.14$
- 0 is additive identity? **Yes**
- Every element has additive inverse (negation)? **Almost**
 - Except for infinities & NaNs
- Monotonicity: $a \geq b \Rightarrow a+c \geq b+c$?

Mathematical Properties of FP Add

- Commutative? **Yes**
- Associative? **No**
 - Overflow and inexactness of rounding
 - $(3.14 + 1e10) - 1e10 = 0$, $3.14 + (1e10 - 1e10) = 3.14$
- 0 is additive identity? **Yes**
- Every element has additive inverse (negation)? **Almost**
 - Except for infinities & NaNs
- Monotonicity: $a \geq b \Rightarrow a+c \geq b+c$? **Almost**
 - Except for infinities & NaNs

Floating Point Multiplication

Floating Point Multiplication

- $(-1)^{s_1} M1 \cdot 2^{E_1} \times (-1)^{s_2} M2 \cdot 2^{E_2}$

Floating Point Multiplication

- $(-1)^{s1} M1 2^{E1} \times (-1)^{s2} M2 2^{E2}$
- Exact Result: $(-1)^s M 2^E$
 - Sign s : $s1 \wedge s2$
 - Significand M : $M1 \times M2$
 - Exponent E : $E1 + E2$

Floating Point Multiplication

- $(-1)^{s1} M1 2^{E1} \times (-1)^{s2} M2 2^{E2}$

- Exact Result: $(-1)^s M 2^E$

- Sign s : $s1 \wedge s2$
- Significand M : $M1 \times M2$
- Exponent E : $E1 + E2$

- Fixing

- If $M \geq 2$, shift M right, increment E
- If E out of range, overflow
- Round M to fit frac precision

Floating Point Multiplication

- $(-1)^{s1} M1 2^{E1} \times (-1)^{s2} M2 2^{E2}$
- Exact Result: $(-1)^s M 2^E$
 - Sign s : $s1 \wedge s2$
 - Significand M : $M1 \times M2$
 - Exponent E : $E1 + E2$
- Fixing
 - If $M \geq 2$, shift M right, increment E
 - If E out of range, overflow
 - Round M to fit frac precision
- Implementation
 - Biggest chore is multiplying significands

Mathematical Properties of FP Mult

Mathematical Properties of FP Mult

- Multiplication Commutative?

Mathematical Properties of FP Mult

- Multiplication Commutative?

Yes

Mathematical Properties of FP Mult

- Multiplication Commutative? **Yes**
- Multiplication is Associative?

Mathematical Properties of FP Mult

- Multiplication Commutative? **Yes**
- Multiplication is Associative? **No**
 - Possibility of overflow, inexactness of rounding
 - Ex: $(1e20 * 1e20) * 1e-20 = \text{inf}$, $1e20 * (1e20 * 1e-20) = 1e20$

Mathematical Properties of FP Mult

- Multiplication Commutative? **Yes**
- Multiplication is Associative? **No**
 - Possibility of overflow, inexactness of rounding
 - Ex: $(1e20 * 1e20) * 1e-20 = \text{inf}$, $1e20 * (1e20 * 1e-20) = 1e20$
- 1 is multiplicative identity?

Mathematical Properties of FP Mult

- Multiplication Commutative? **Yes**
- Multiplication is Associative? **No**
 - Possibility of overflow, inexactness of rounding
 - Ex: $(1e20 * 1e20) * 1e-20 = \text{inf}$, $1e20 * (1e20 * 1e-20) = 1e20$
- 1 is multiplicative identity? **Yes**

Mathematical Properties of FP Mult

- Multiplication Commutative? **Yes**
- Multiplication is Associative? **No**
 - Possibility of overflow, inexactness of rounding
 - Ex: $(1e20 * 1e20) * 1e-20 = \text{inf}$, $1e20 * (1e20 * 1e-20) = 1e20$
- 1 is multiplicative identity? **Yes**
- Multiplication distributes over addition?

Mathematical Properties of FP Mult

- Multiplication Commutative? **Yes**
- Multiplication is Associative? **No**
 - Possibility of overflow, inexactness of rounding
 - Ex: $(1e20 * 1e20) * 1e-20 = \text{inf}$, $1e20 * (1e20 * 1e-20) = 1e20$
- 1 is multiplicative identity? **Yes**
- Multiplication distributes over addition? **No**
 - Possibility of overflow, inexactness of rounding
 - $1e20 * (1e20 - 1e20) = 0.0$, $1e20 * 1e20 - 1e20 * 1e20 = \text{NaN}$

Mathematical Properties of FP Mult

- Multiplication Commutative? **Yes**
- Multiplication is Associative? **No**
 - Possibility of overflow, inexactness of rounding
 - Ex: $(1e20 * 1e20) * 1e-20 = \text{inf}$, $1e20 * (1e20 * 1e-20) = 1e20$
- 1 is multiplicative identity? **Yes**
- Multiplication distributes over addition? **No**
 - Possibility of overflow, inexactness of rounding
 - $1e20 * (1e20 - 1e20) = 0.0$, $1e20 * 1e20 - 1e20 * 1e20 = \text{NaN}$
- Monotonicity: $a \geq b \ \& \ c \geq 0 \Rightarrow a * c \geq b * c$?

Mathematical Properties of FP Mult

- Multiplication Commutative? **Yes**
- Multiplication is Associative? **No**
 - Possibility of overflow, inexactness of rounding
 - Ex: $(1e20 * 1e20) * 1e-20 = \text{inf}$, $1e20 * (1e20 * 1e-20) = 1e20$
- 1 is multiplicative identity? **Yes**
- Multiplication distributes over addition? **No**
 - Possibility of overflow, inexactness of rounding
 - $1e20 * (1e20 - 1e20) = 0.0$, $1e20 * 1e20 - 1e20 * 1e20 = \text{NaN}$
- Monotonicity: $a \geq b \ \& \ c \geq 0 \Rightarrow a * c \geq b * c$? **Almost**
 - Except for infinities & NaNs

Today: Floating Point

- Background: Fractional binary numbers and fixed-point
- Floating point representation
- IEEE 754 standard
- Rounding, addition, multiplication
- Floating point in C
- Summary

Floating Point in C

64-bit Machine

Fixed point
(implicit binary point)



SP floating point
DP floating point

C Data Type	Bits	Max Value	Max Value (Decimal)
char	8	$2^7 - 1$	127
short	16	$2^{15} - 1$	32767
int	32	$2^{31} - 1$	2147483647
long	64	$2^{31} - 1$	$\sim 9.2 \times 10^{18}$
float	32	$(2 - 2^{-23}) \times 2^{127}$	$\sim 3.4 \times 10^{38}$
double	64	$(2 - 2^{-52}) \times 2^{1023}$	$\sim 1.8 \times 10^{308}$

Floating Point in C

- C Guarantees Two Levels

- `float` single precision
- `double` double precision

- Conversions/Casting

- Casting between **`int`**, **`float`**, and **`double`** changes bit representation
- **`double/float` \rightarrow `int`**
 - Truncates fractional part
 - Like rounding toward zero
 - Not defined when out of range or NaN: Generally sets to TMin
- **`int` \rightarrow `double`**
 - Exact conversion, as long as int has ≤ 53 bit word size
- **`int` \rightarrow `float`**
 - Will round according to rounding mode