

CSC 252: Computer Organization

Spring 2020: Lecture 19

Instructor: Yuhao Zhu

Department of Computer Science
University of Rochester

Announcement

- Programming assignment 4 is out
 - Details: <https://www.cs.rochester.edu/courses/252/spring2020/labs/assignment4.html>
 - Due on **Apr. 17**, 11:59 PM
 - You (may still) have 3 slip days

5	6	7 Today	8	9	10	11
12	13	14	15	16	17 Due	18

Announcement

- Programming assignment 4 will be done in C language. Seek help from TAs.
- TAs are best positioned to answer your questions about programming assignments!!!
- Programming assignments do NOT repeat the lecture materials. They ask you to synthesize what you have learned from the lectures and work out something new.

Today

- Process Control
- Signals: The Way to Communicate with Processes

Obtaining Process IDs

- `pid_t getpid(void)`
 - Returns PID of current process
- `pid_t getppid(void)`
 - Returns PID of parent process

Creating and Terminating Processes

From a programmer's perspective, we can think of a process as being in one of three states

- **Running**
 - Process is either executing, or waiting to be executed and will eventually be *scheduled* (i.e., chosen to execute) by the kernel
- **Stopped**
 - Process execution is suspended and will not be scheduled until further notice (through something call **signals**)
- **Terminated**
 - Process is stopped permanently

Terminating Processes

- Process becomes terminated for one of three reasons:
 - Receiving a signal whose default action is to terminate
 - Returning from the `main` routine
 - Calling the `exit` function
- `void exit(int status)`
 - Terminates with an *exit status* of `status`
 - Convention: normal return status is 0, nonzero on error
 - Another way to explicitly set the exit status is to return an integer value from the main routine
- `exit` is called **once** but **never** returns.

Creating Processes

- Parent process creates a new running child process by calling `fork`
- `int fork(void)`
 - Returns 0 to the child process, child's PID to parent process
 - Child is almost identical to parent:
 - Child get an identical (but separate) copy of the parent's (virtual) address space (i.e., same stack copies, code, etc.)
 - Child gets identical copies of the parent's open file descriptors
 - Child has a different PID than the parent
- `fork` is interesting (and often confusing) because it is called **once** but returns **twice**

fork Example

```
int main()
{
    pid_t pid;
    int x = 1;

    pid = Fork();
    if (pid == 0) { /* Child */
        printf("child : x=%d\n", ++x);
        exit(0);
    }

    /* Parent */
    printf("parent: x=%d\n", --x);
    exit(0);
}
```

fork.c

```
linux> ./fork
parent: x=0
child : x=2
```

fork Example

```
int main()
{
    pid_t pid;
    int x = 1;

    pid = Fork();
    if (pid == 0) { /* Child */
        printf("child : x=%d\n", ++x);
        exit(0);
    }

    /* Parent */
    printf("parent: x=%d\n", --x);
    exit(0);
}
```

fork.c

- Call once, return twice

```
linux> ./fork
parent: x=0
child : x=2
```

fork Example

```
int main()
{
    pid_t pid;
    int x = 1;

    pid = Fork();
    if (pid == 0) { /* Child */
        printf("child : x=%d\n", ++x);
        exit(0);
    }

    /* Parent */
    printf("parent: x=%d\n", --x);
    exit(0);
}
```

fork.c

- Call once, return twice
- Concurrent execution
 - Can't predict execution order of parent and child

```
linux> ./fork
parent: x=0
child : x=2
```

fork Example

```
int main()
{
    pid_t pid;
    int x = 1;

    pid = Fork();
    if (pid == 0) { /* Child */
        printf("child : x=%d\n", ++x);
        exit(0);
    }

    /* Parent */
    printf("parent: x=%d\n", --x);
    exit(0);
}
```

fork.c

- Call once, return twice
- Concurrent execution
 - Can't predict execution order of parent and child
- Duplicate but separate address space
 - x has a value of 1 when fork returns in parent and child
 - Subsequent changes to x are independent

```
linux> ./fork
parent: x=0
child : x=2
```

fork Example

```
int main()
{
    pid_t pid;
    int x = 1;

    pid = Fork();
    if (pid == 0) { /* Child */
        printf("child : x=%d\n", ++x);
        exit(0);
    }

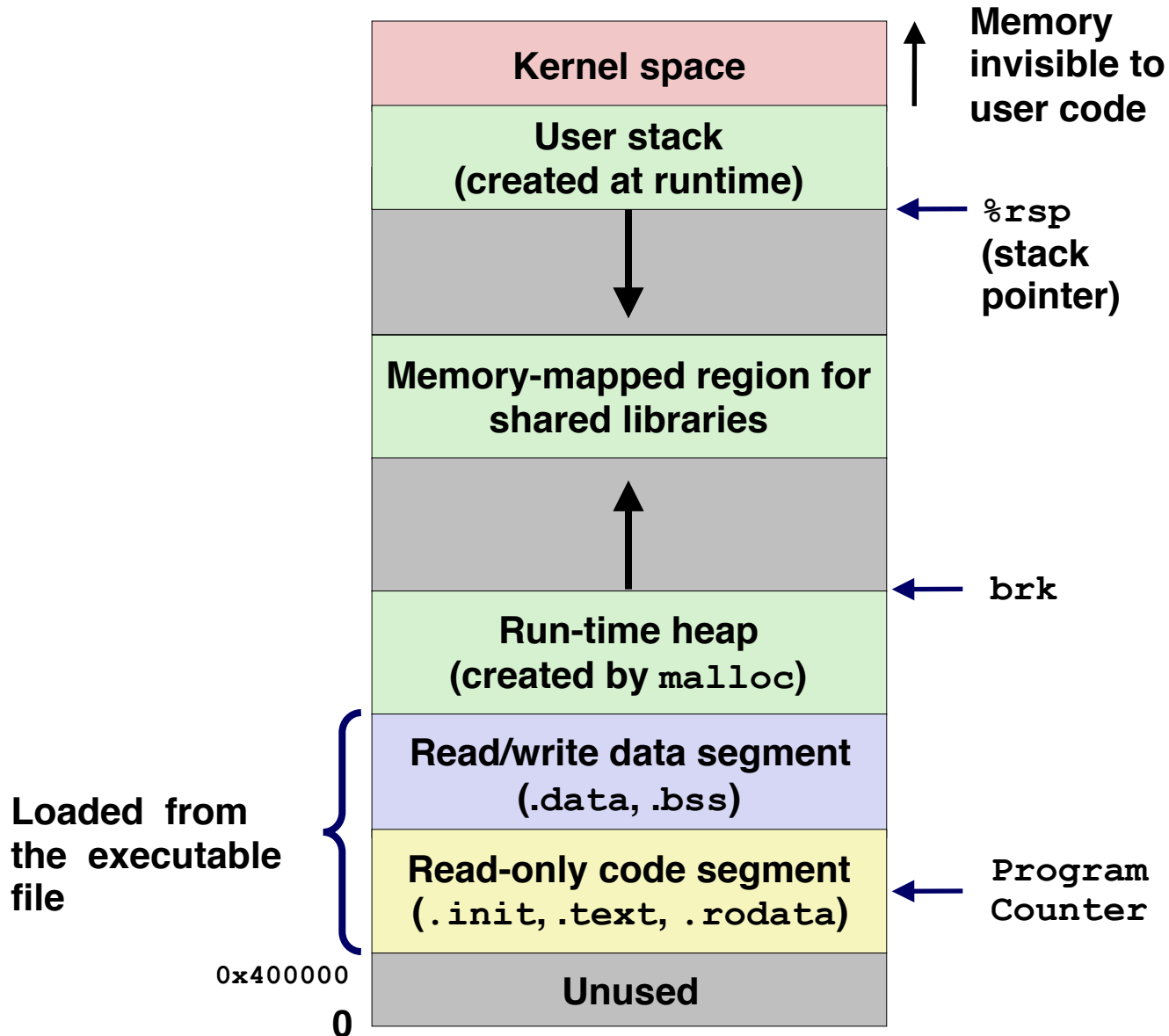
    /* Parent */
    printf("parent: x=%d\n", --x);
    exit(0);
}
```

fork.c

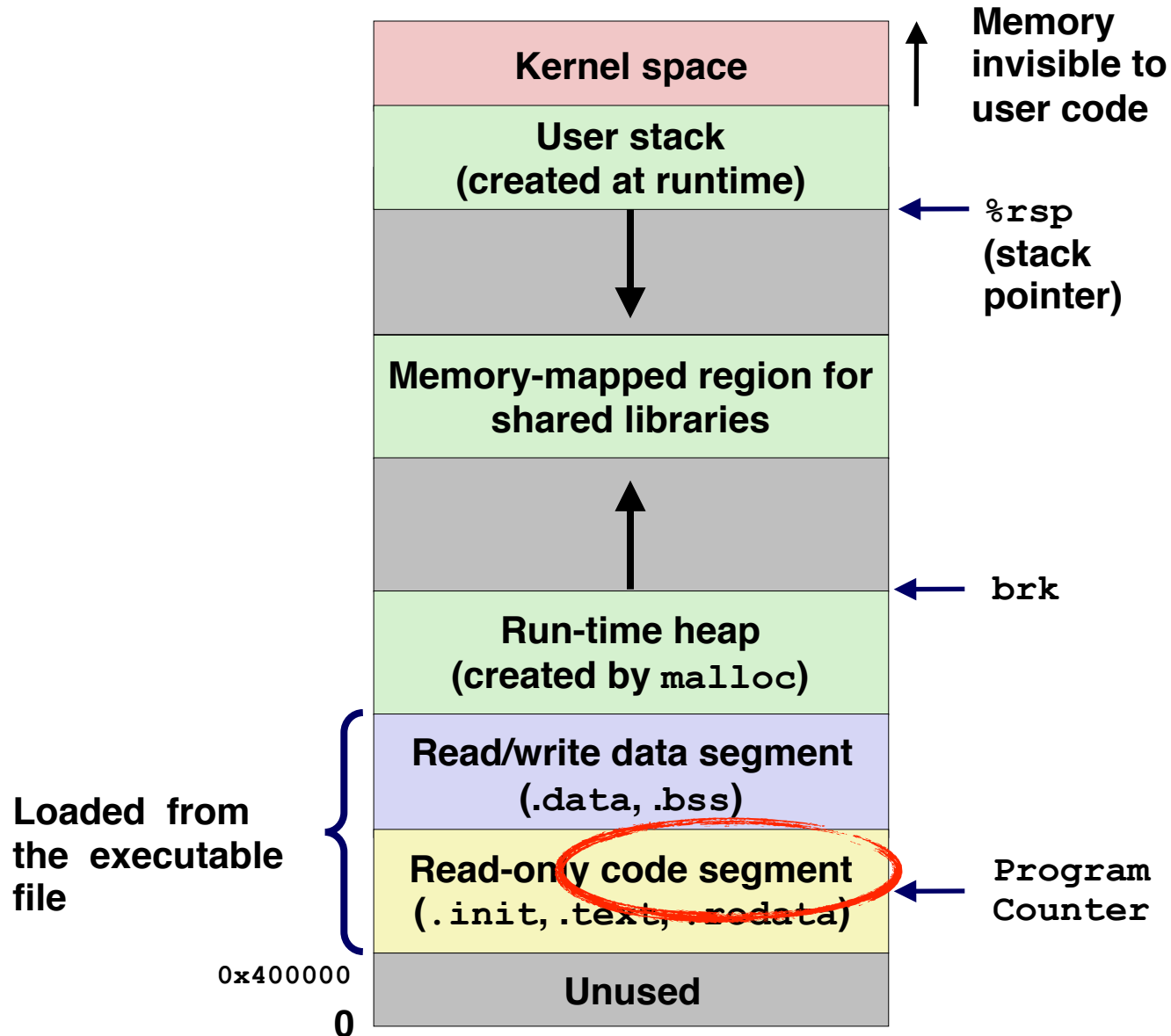
```
linux> ./fork
parent: x=0
child : x=2
```

- Call once, return twice
- Concurrent execution
 - Can't predict execution order of parent and child
- Duplicate but separate address space
 - x has a value of 1 when fork returns in parent and child
 - Subsequent changes to x are independent
- Shared open files
 - stdout is the same in both parent and child

Process Address Space



Process Address Space



What Happens at `fork()` ?

Code Segment

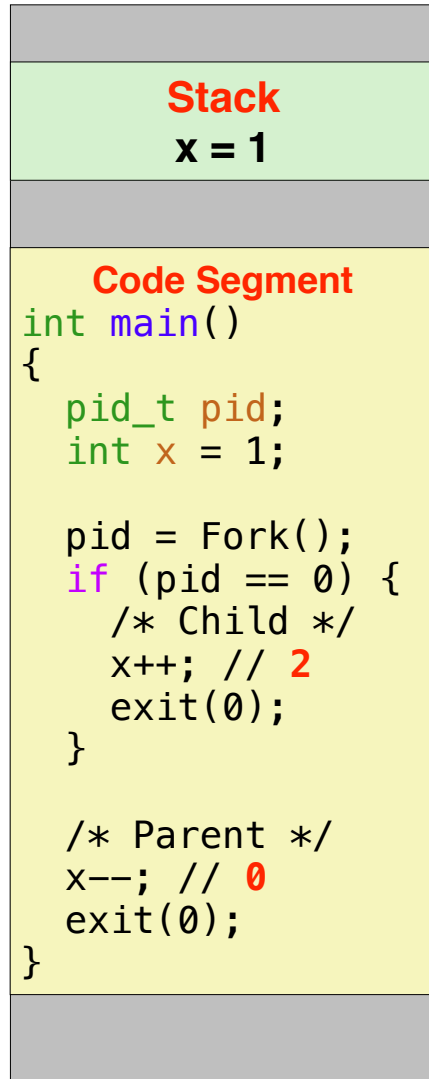
```
int main()
{
    pid_t pid;
    int x = 1;

    pid = Fork();
    if (pid == 0) {
        /* Child */
        x++; // 2
        exit(0);
    }

    /* Parent */
    x--; // 0
    exit(0);
}
```


What Happens at `fork()` ?

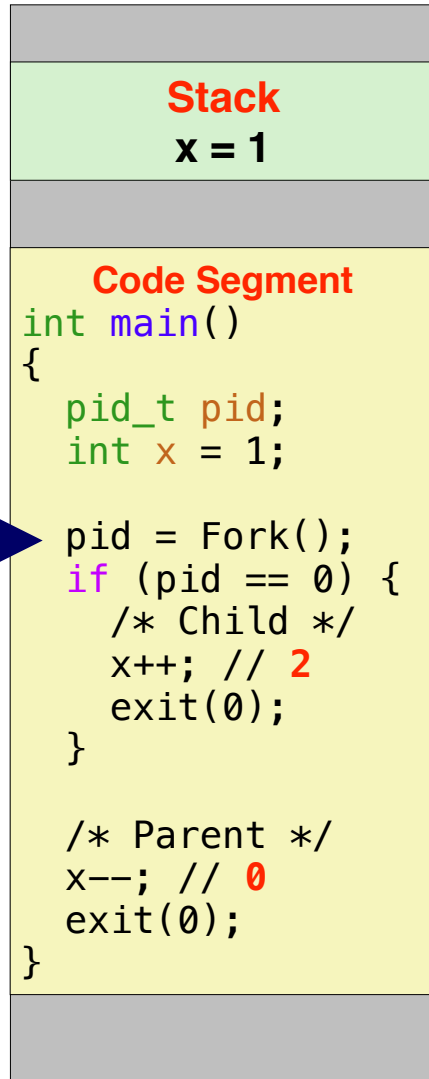
Parent Address Space



What Happens at `fork()` ?

Parent Address Space

Parent
Process
Program
Counter

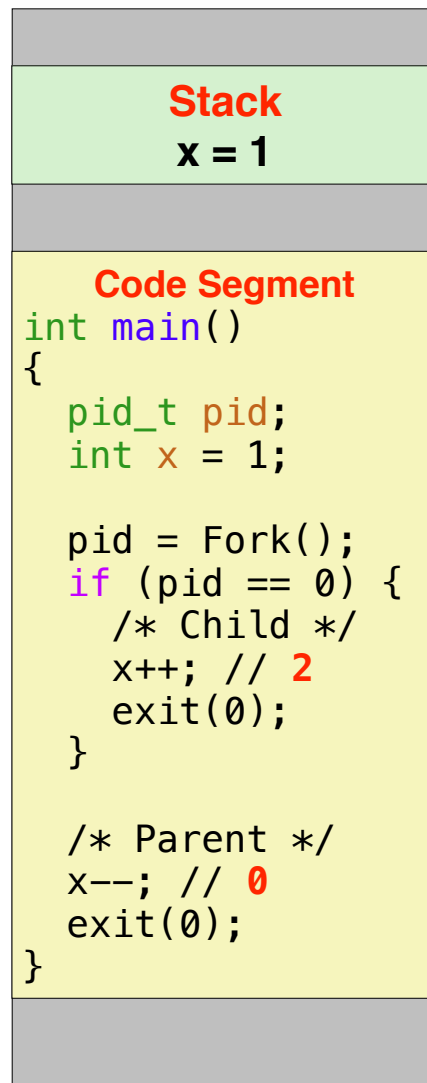
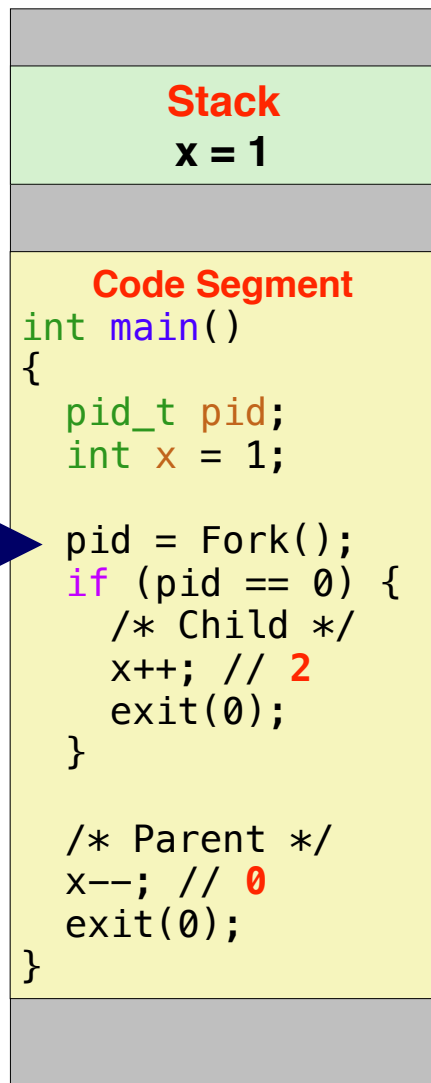


What Happens at `fork()` ?

Parent Address Space

Child Address Space

Parent
Process
Program
Counter

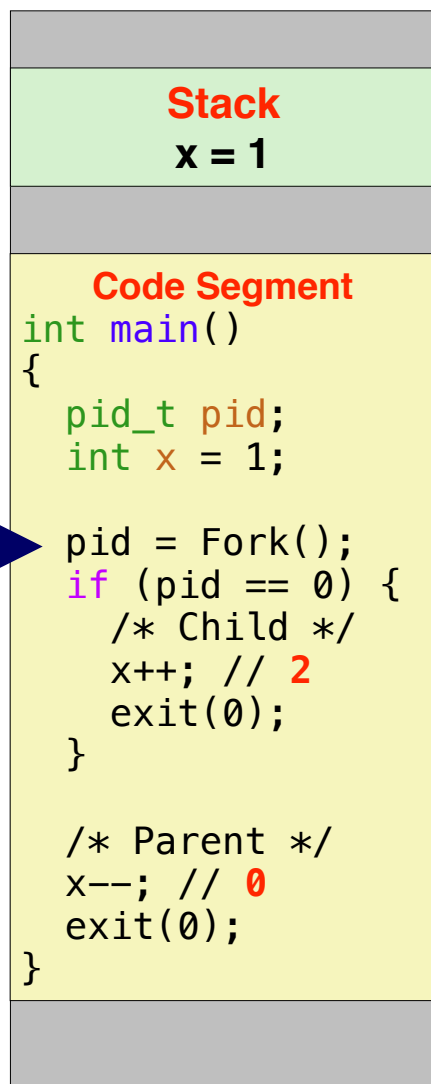


What Happens at `fork()` ?

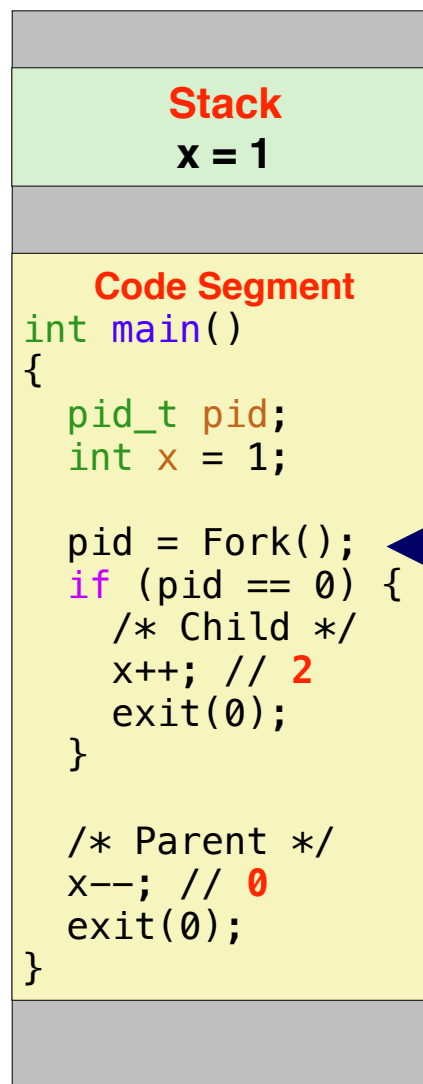
Parent Address Space

Child Address Space

Parent
Process
Program
Counter



Child
Process
Program
Counter



Creating Processes

- Parent process creates a new child process by calling `fork`
- Child get an identical (but separate) copy of the parent's (virtual) address space (i.e., same stack copies, code, etc.)
- `int fork(void)`
 - Returns **0** to the child process
 - Returns **child's PID** to the parent process

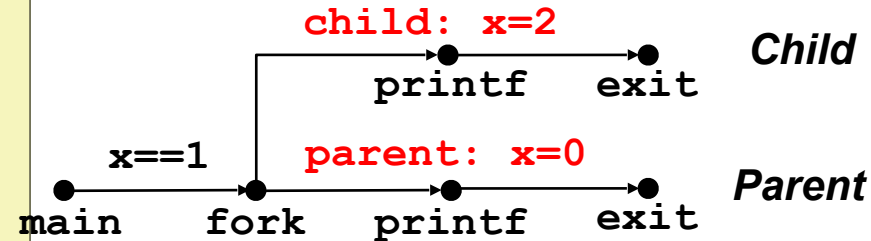
Process Graph Example

```
int main()
{
    pid_t pid;
    int x = 1;

    pid = Fork();
    if (pid == 0) { /* Child */
        printf("child : x=%d\n", ++x);
        exit(0);
    }

    /* Parent */
    printf("parent: x=%d\n", --x);
    exit(0);
}
```

fork.c

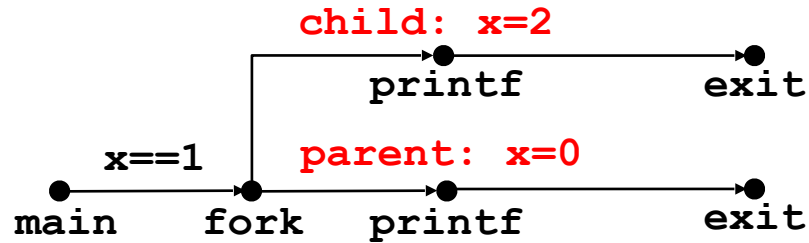


Modeling `fork` with Process Graphs

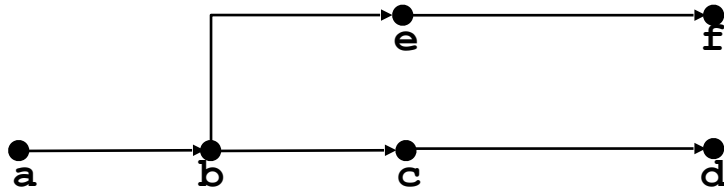
- A *process graph* is a useful tool for capturing the partial ordering of statements in a concurrent program:
 - Each vertex is the execution of a statement
 - An edge from a to b ($a \rightarrow b$) means a happens before b
 - Each graph begins with a vertex with no incoming edges
- The process graph helps us reason about the execution order among different processes when running on one single CPU

Interpreting Process Graphs

- Original graph:

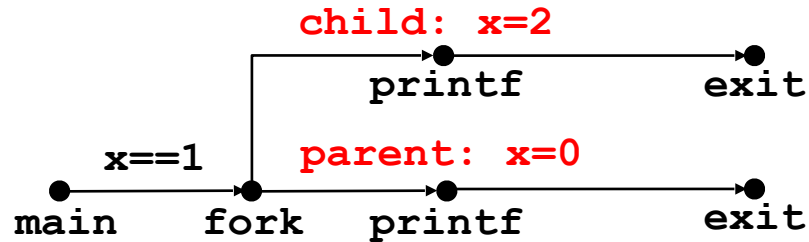


- Abstracted graph:

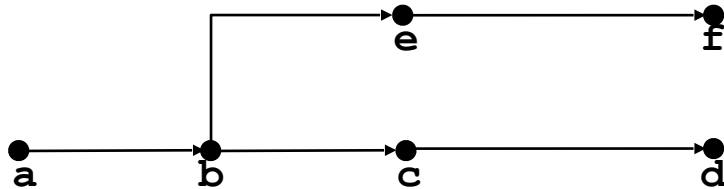


Interpreting Process Graphs

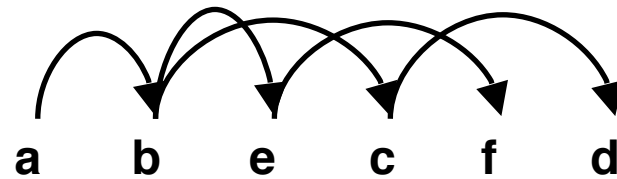
- Original graph:



- Abstracted graph:

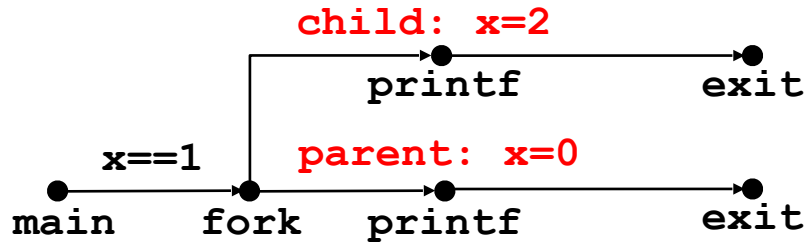


Feasible execution ordering:

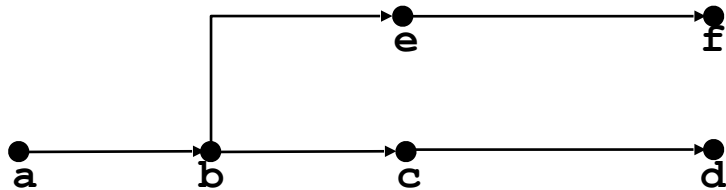


Interpreting Process Graphs

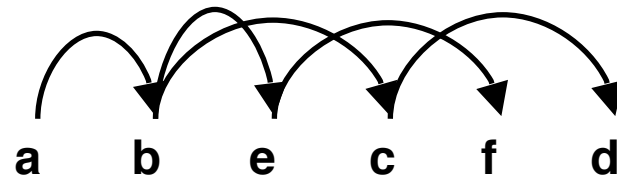
- Original graph:



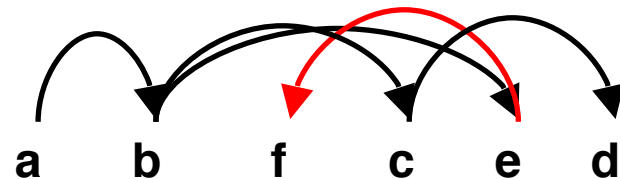
- Abstracted graph:



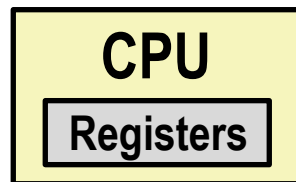
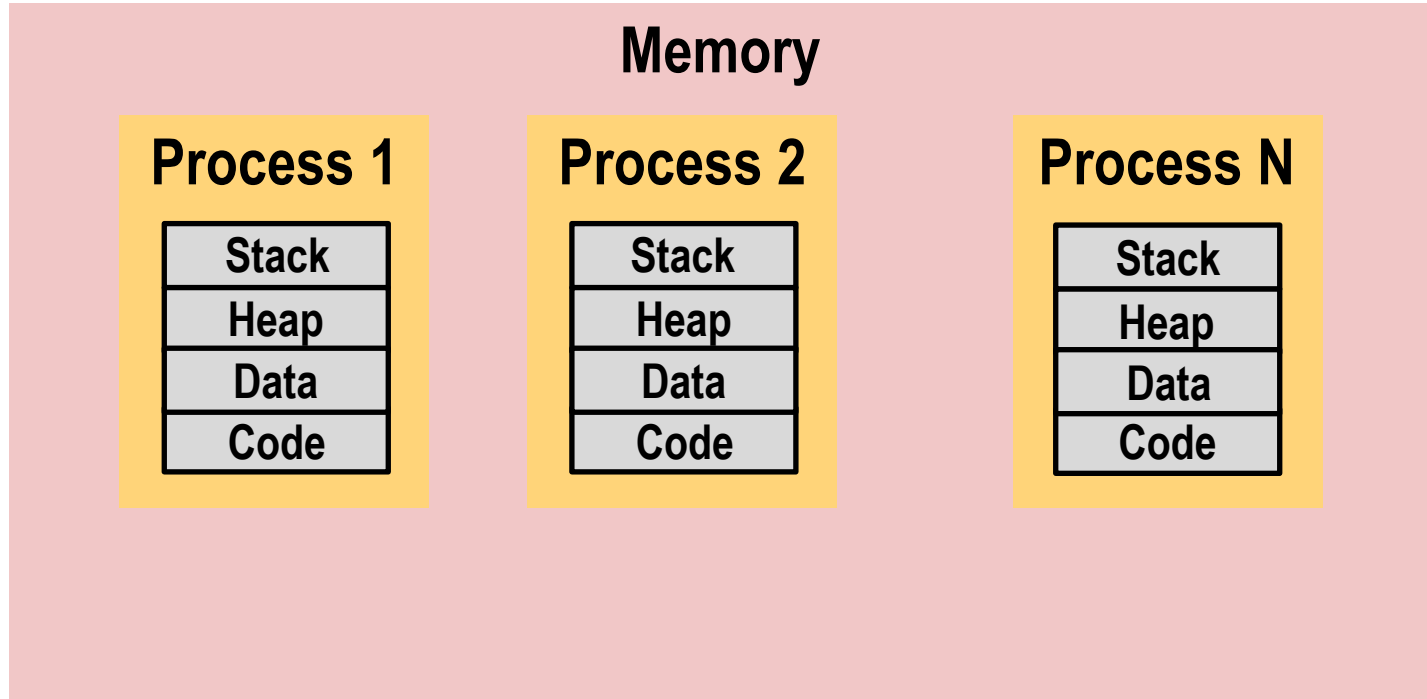
Feasible execution ordering:



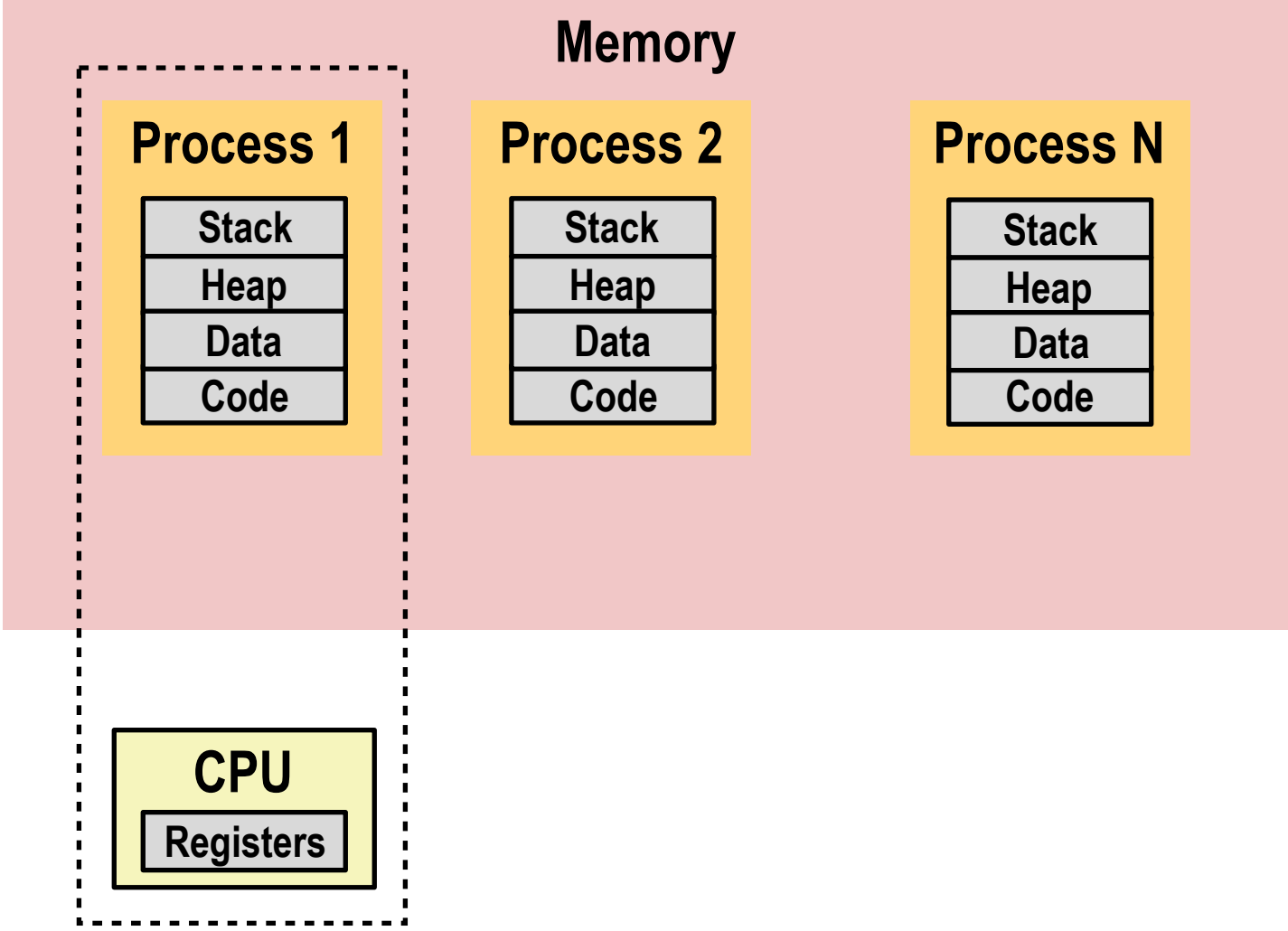
Infeasible execution ordering:



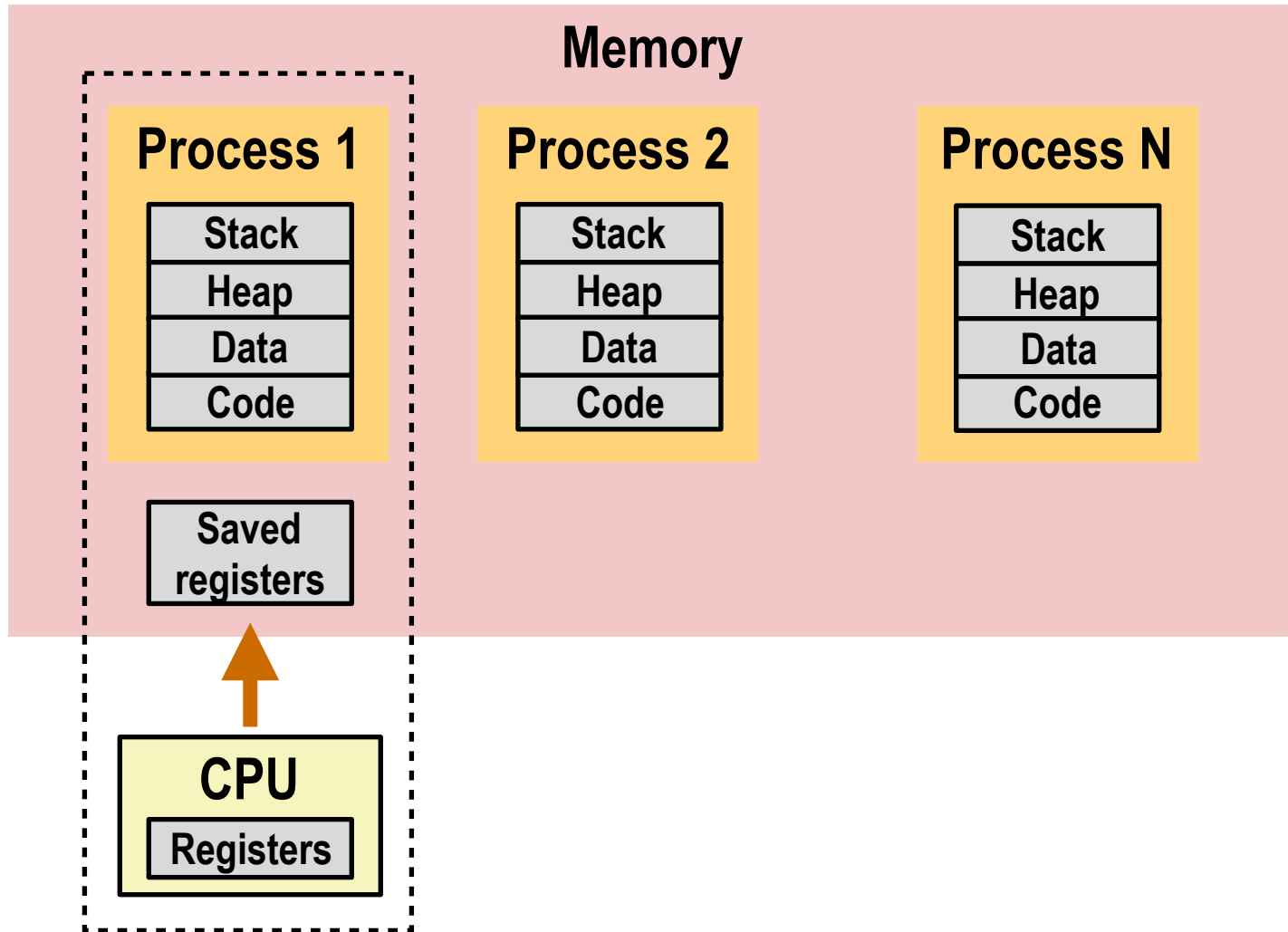
Multiprocessing Illustration



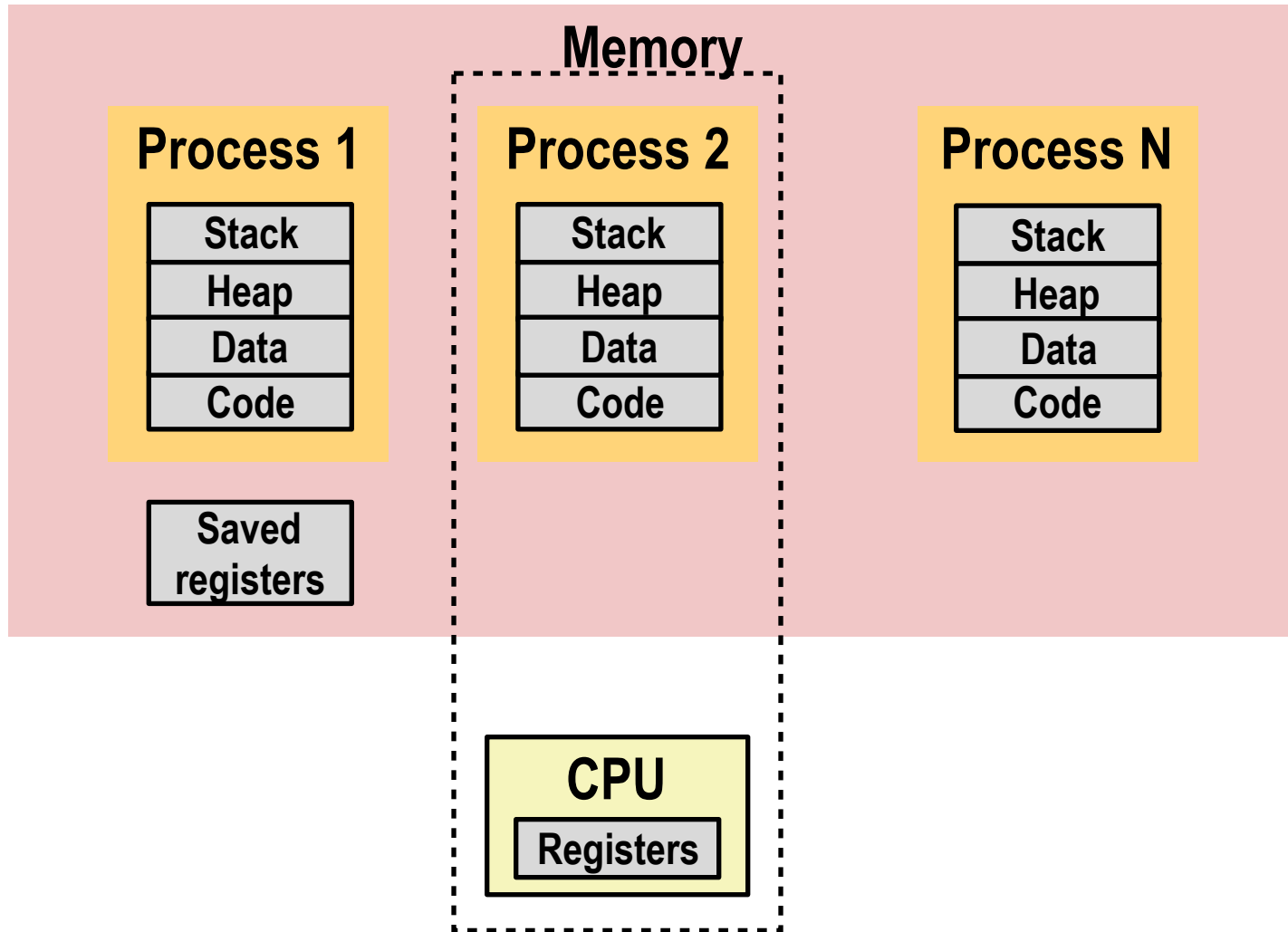
Multiprocessing Illustration



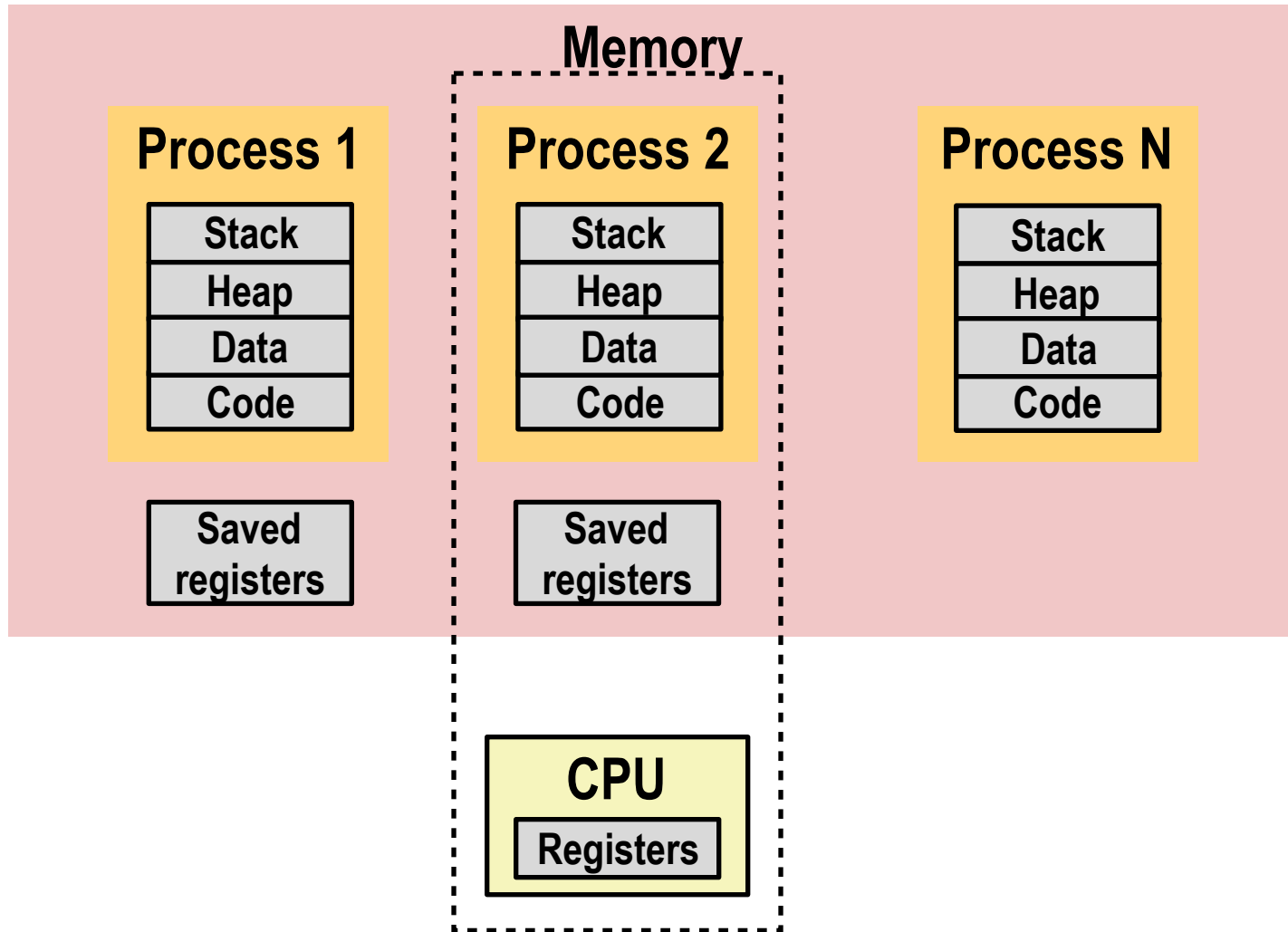
Multiprocessing Illustration



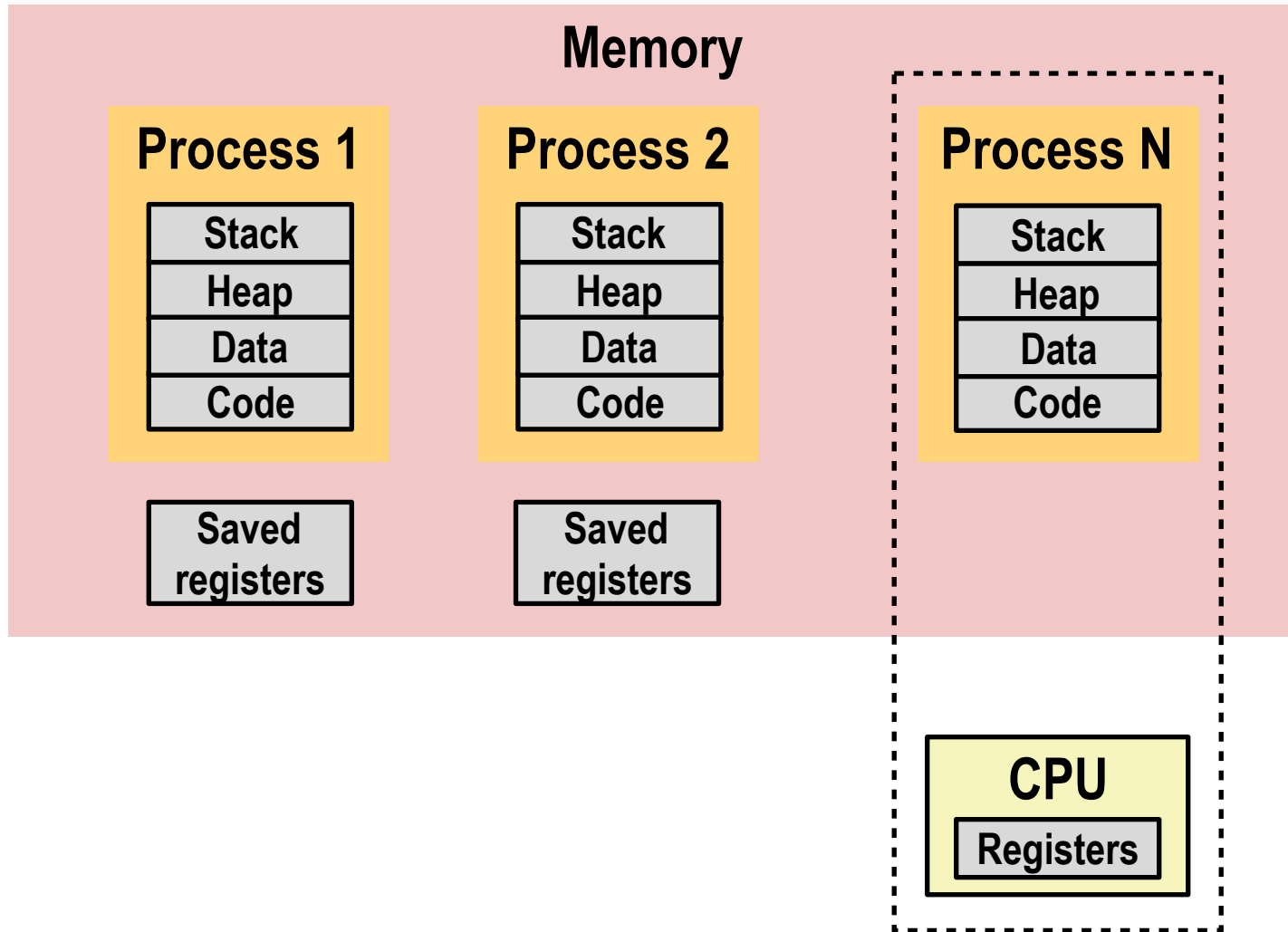
Multiprocessing Illustration



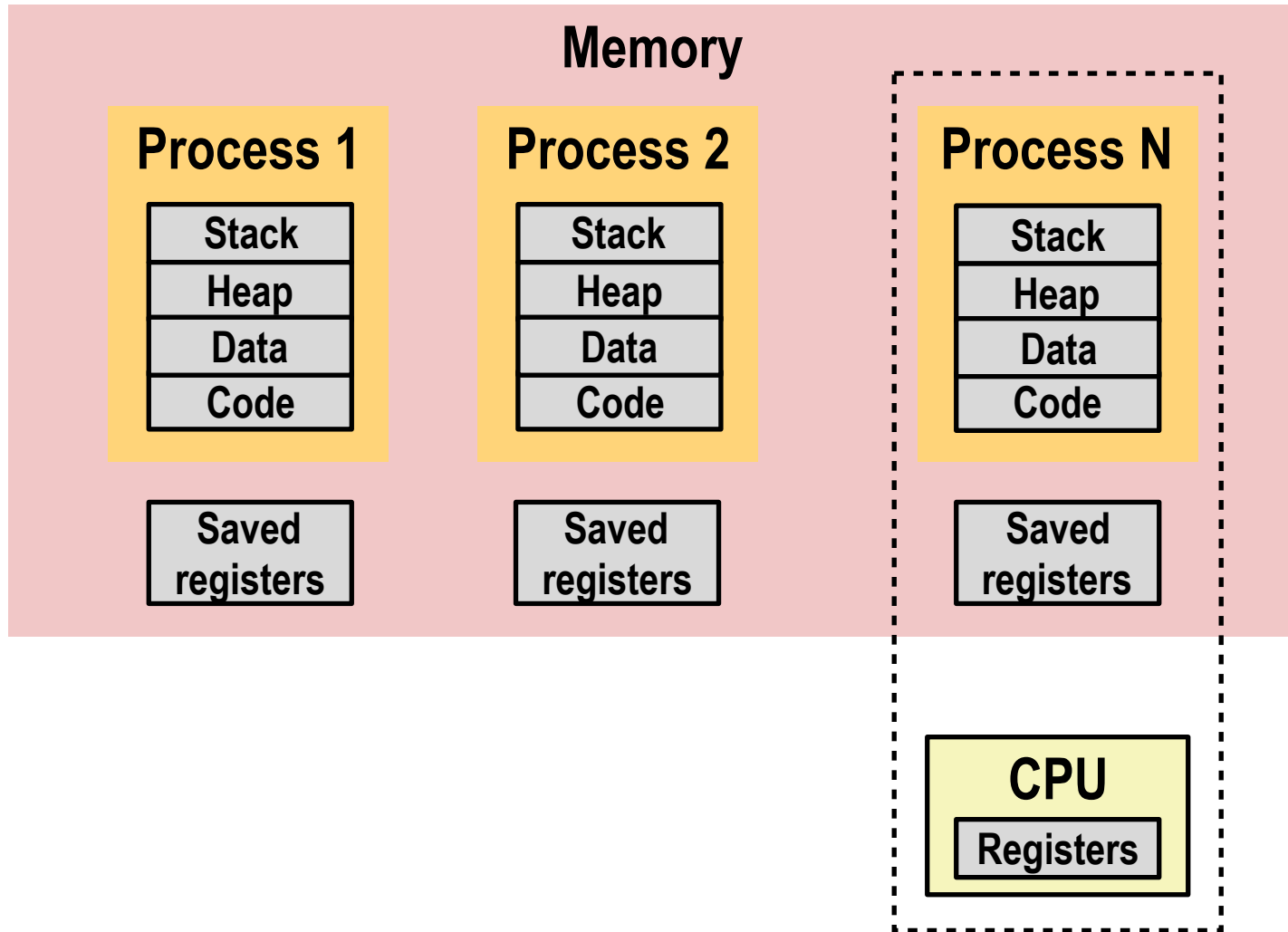
Multiprocessing Illustration



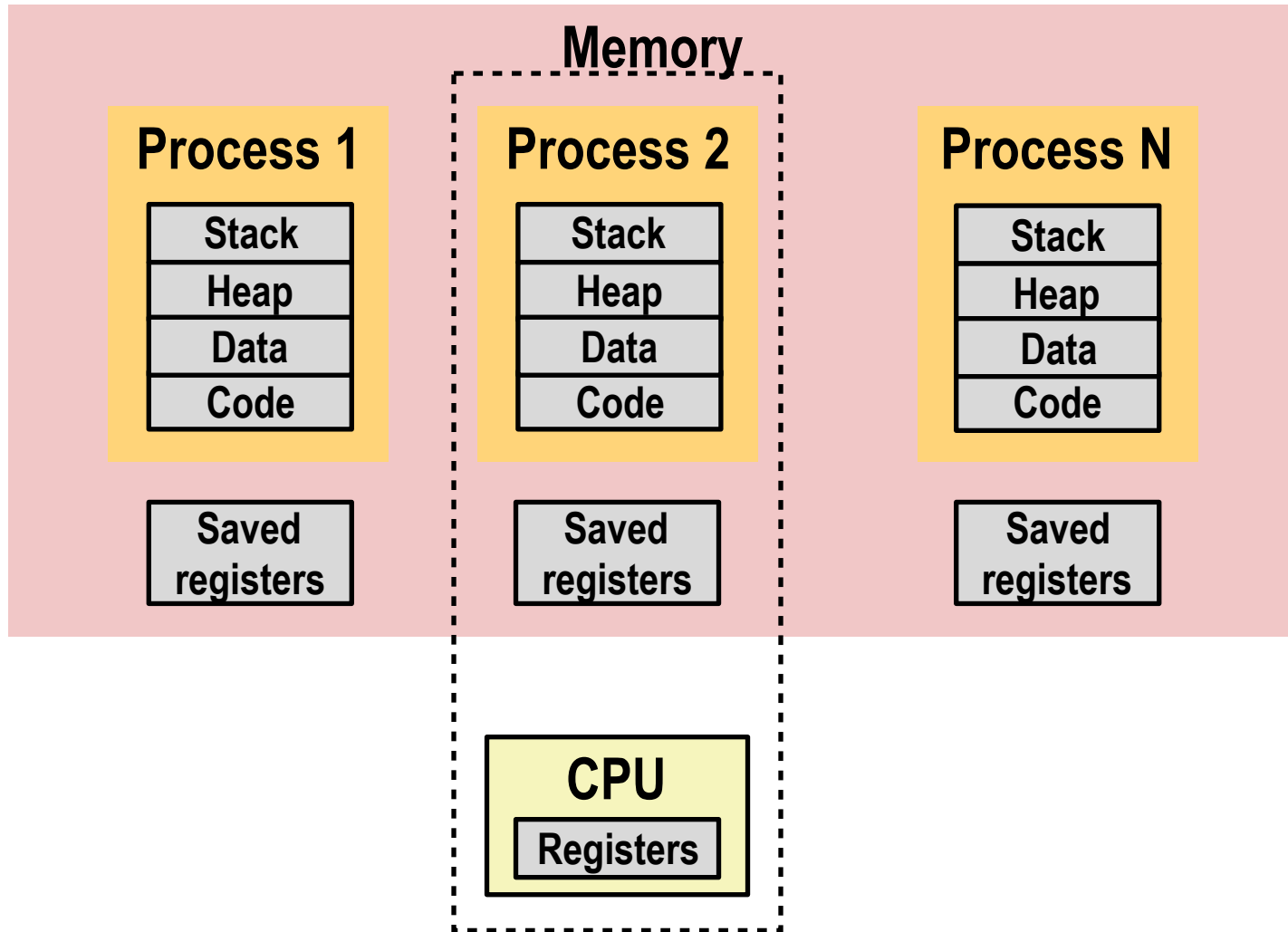
Multiprocessing Illustration



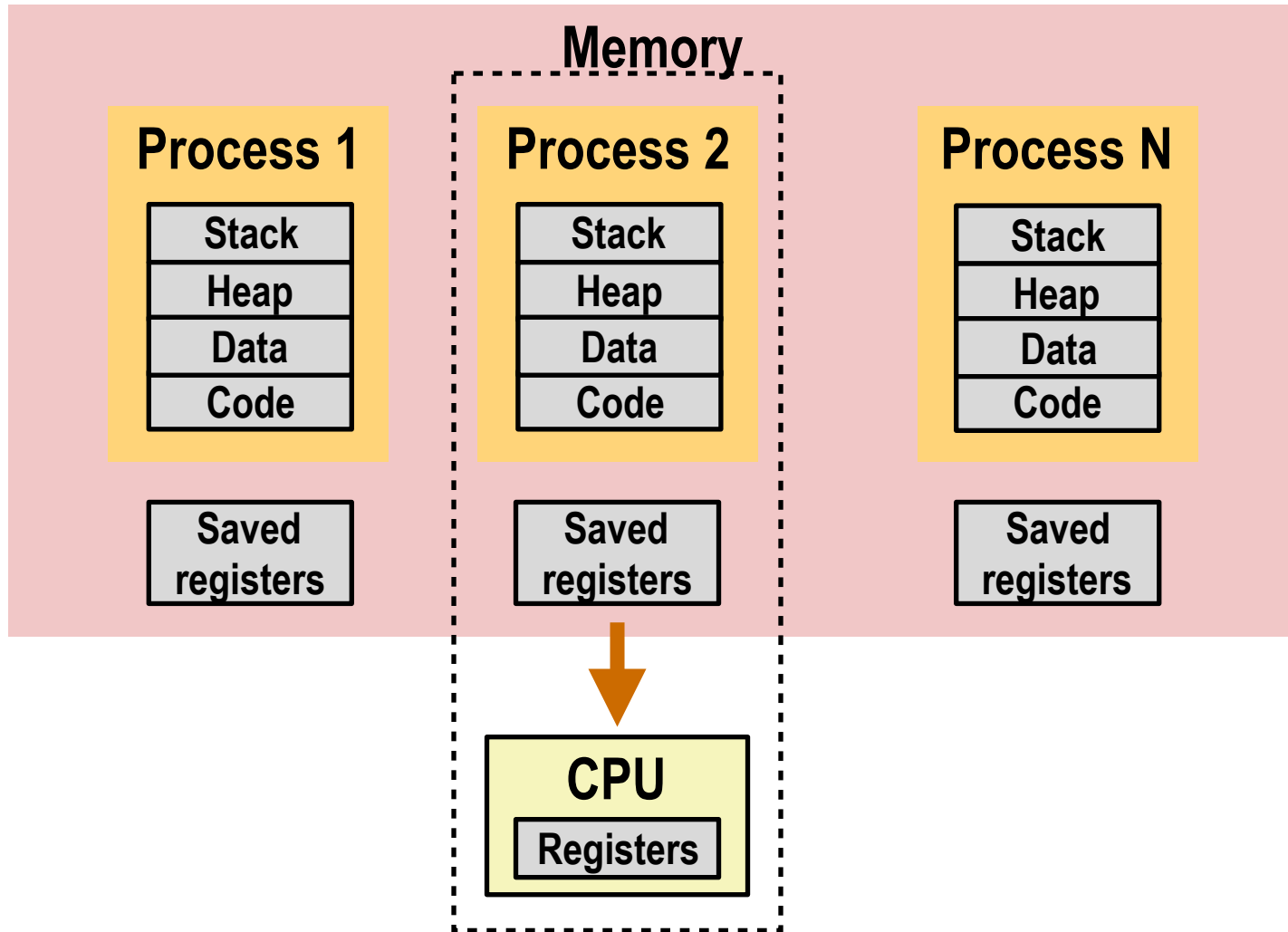
Multiprocessing Illustration



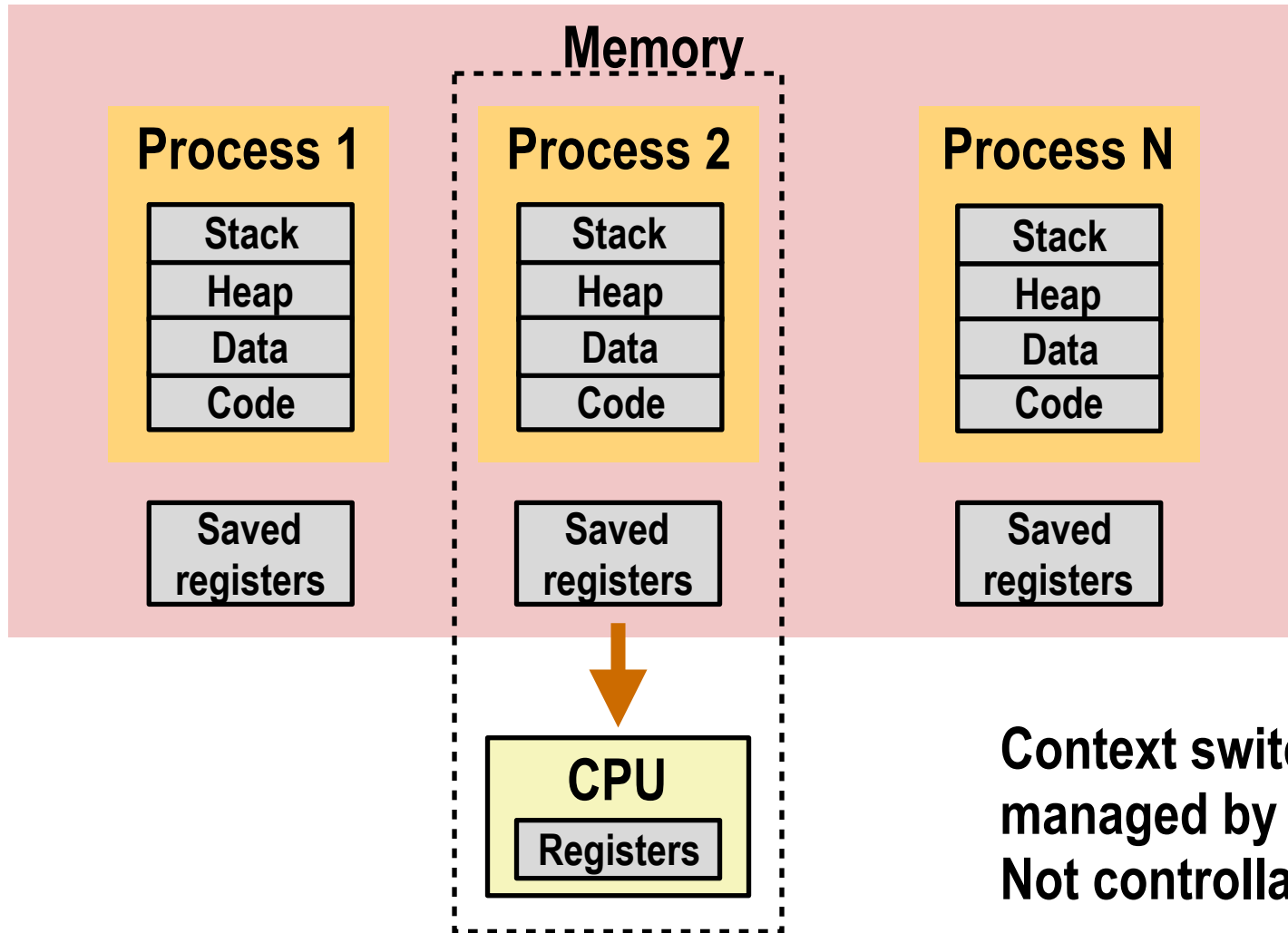
Multiprocessing Illustration



Multiprocessing Illustration



Multiprocessing Illustration



**Context switch
managed by the OS.
Not controllable by
programmers.**

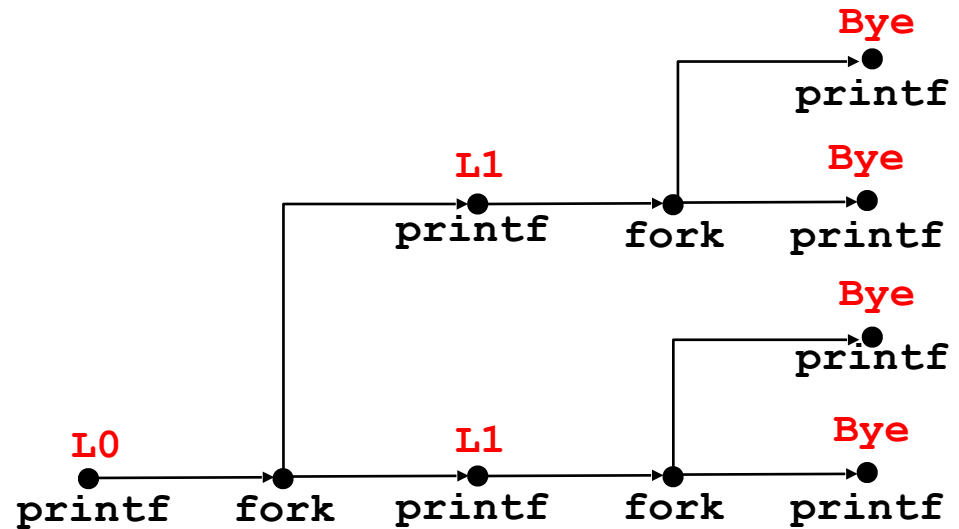
fork Example: Two consecutive forks

```
void fork2()  
{  
    printf("L0\n");  
    fork();  
    printf("L1\n");  
    fork();  
    printf("Bye\n");  
}  
forks.c
```

fork Example: Two consecutive forks

```
void fork2()
{
    printf("L0\n");
    fork();
    printf("L1\n");
    fork();
    printf("Bye\n");
}
```

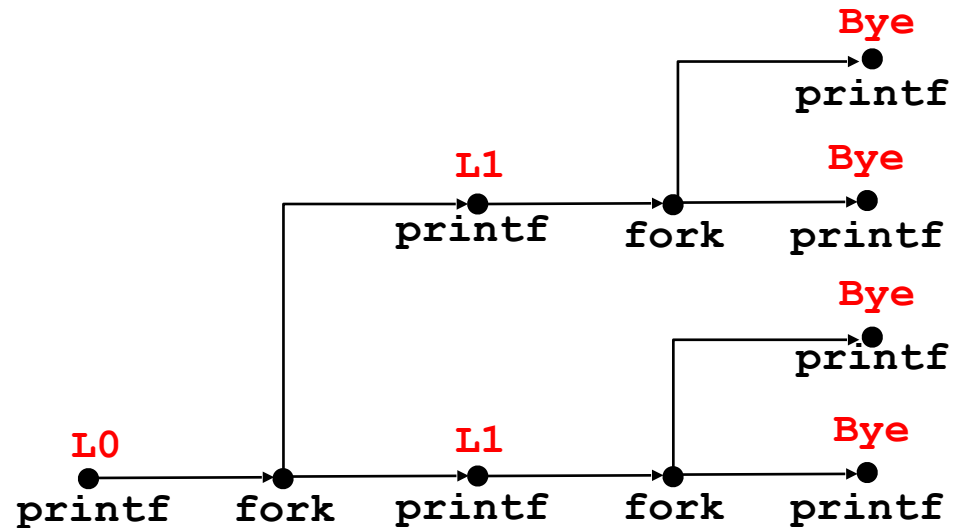
forks.c



fork Example: Two consecutive forks

```
void fork2()
{
    printf("L0\n");
    fork();
    printf("L1\n");
    fork();
    printf("Bye\n");
}
```

forks.c



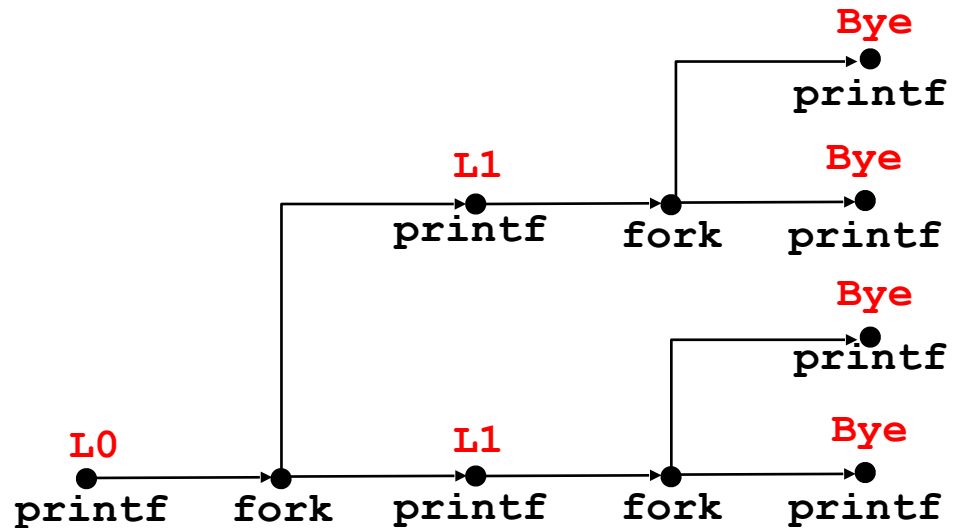
Feasible output:

L0
L1
Bye
Bye
L1
Bye
Bye

fork Example: Two consecutive forks

```
void fork2()
{
    printf("L0\n");
    fork();
    printf("L1\n");
    fork();
    printf("Bye\n");
}
```

forks.c



Feasible output:

L0
L1
Bye
Bye
L1
Bye
Bye

Infeasible output:

L0
Bye
L1
Bye
L1
Bye
Bye

fork Example: Nested forks in parent

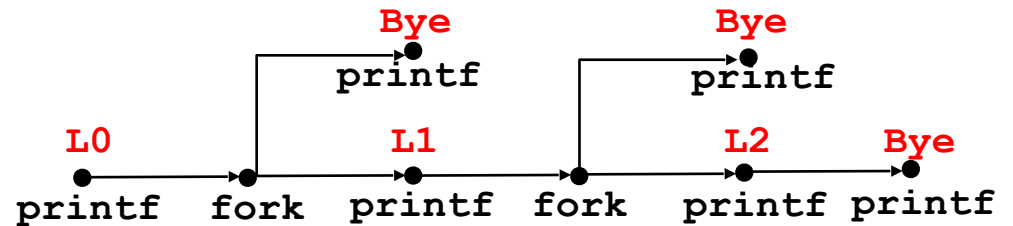
```
void fork4()
{
    printf("L0\n");
    if (fork() != 0) {
        printf("L1\n");
        if (fork() != 0) {
            printf("L2\n");
        }
    }
    printf("Bye\n");
}
```

forks.c

fork Example: Nested forks in parent

```
void fork4()
{
    printf("L0\n");
    if (fork() != 0) {
        printf("L1\n");
        if (fork() != 0) {
            printf("L2\n");
        }
    }
    printf("Bye\n");
}
```

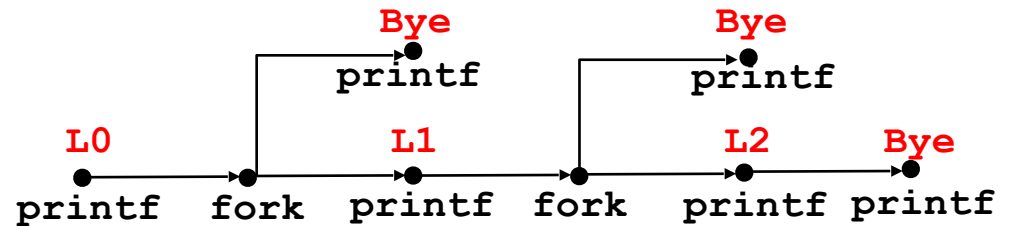
forks.c



fork Example: Nested forks in parent

```
void fork4()
{
    printf("L0\n");
    if (fork() != 0) {
        printf("L1\n");
        if (fork() != 0) {
            printf("L2\n");
        }
    }
    printf("Bye\n");
}
```

forks.c



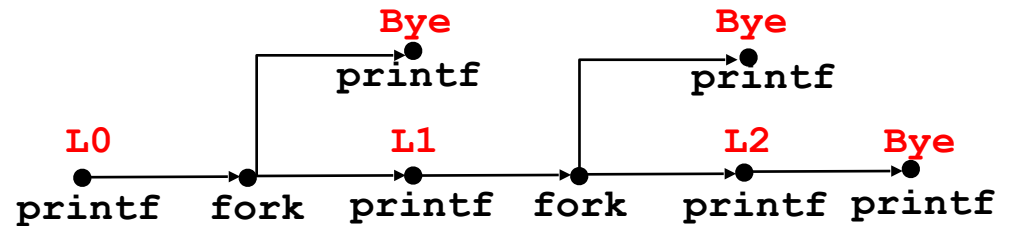
Feasible output:

L0
L1
Bye
Bye
L2
Bye

fork Example: Nested forks in parent

```
void fork4()
{
    printf("L0\n");
    if (fork() != 0) {
        printf("L1\n");
        if (fork() != 0) {
            printf("L2\n");
        }
    }
    printf("Bye\n");
}
```

forks.c



Feasible output:

L0
L1
Bye
Bye
L2
Bye

Infeasible output:

L0
Bye
L1
Bye
Bye
L2

fork Example: Nested forks in children

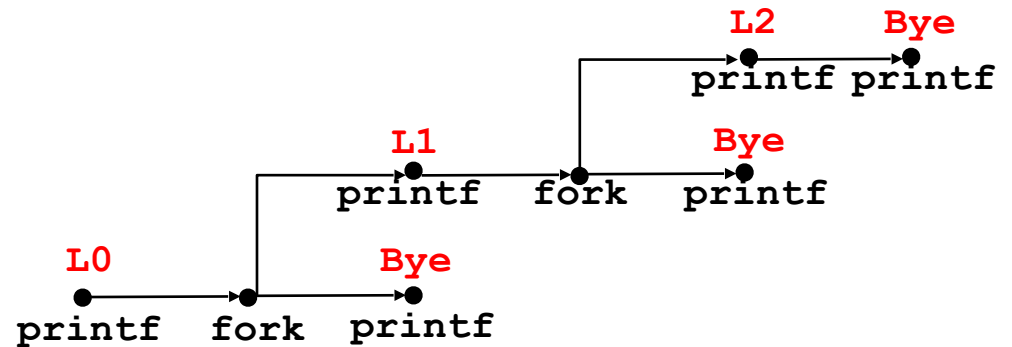
```
void fork5()
{
    printf("L0\n");
    if (fork() == 0) {
        printf("L1\n");
        if (fork() == 0) {
            printf("L2\n");
        }
    }
    printf("Bye\n");
}
```

forks.c

fork Example: Nested forks in children

```
void fork5()
{
    printf("L0\n");
    if (fork() == 0) {
        printf("L1\n");
        if (fork() == 0) {
            printf("L2\n");
        }
    }
    printf("Bye\n");
}
```

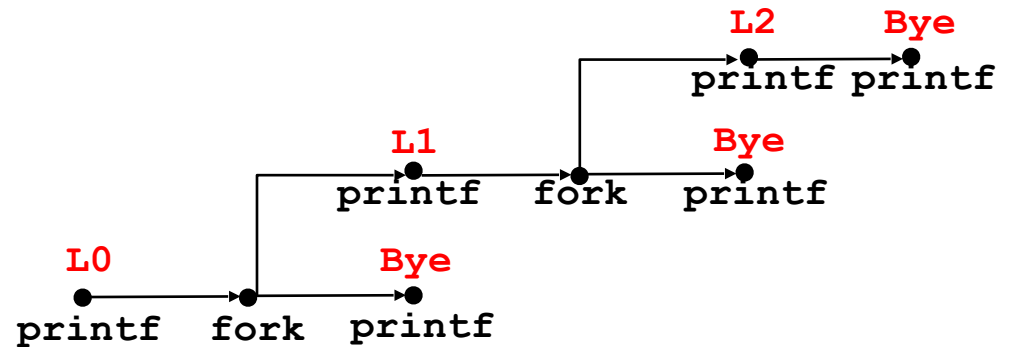
forks.c



fork Example: Nested forks in children

```
void fork5()
{
    printf("L0\n");
    if (fork() == 0) {
        printf("L1\n");
        if (fork() == 0) {
            printf("L2\n");
        }
    }
    printf("Bye\n");
}
```

forks.c



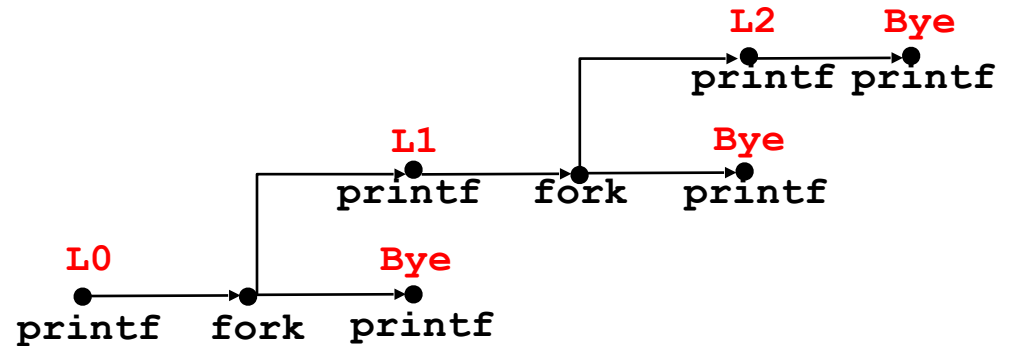
Feasible output:

L0
Bye
L1
L2
Bye
Bye

fork Example: Nested forks in children

```
void fork5()
{
    printf("L0\n");
    if (fork() == 0) {
        printf("L1\n");
        if (fork() == 0) {
            printf("L2\n");
        }
    }
    printf("Bye\n");
}
```

forks.c



Feasible output:

L0
Bye
L1
L2
Bye
Bye

Infeasible output:

L0
Bye
L1
Bye
Bye
L2

Reaping Child Processes

- When process terminates, it still consumes system resources
 - Examples: Exit status, various OS tables
 - Called a “zombie”: Living corpse, half alive and half dead
- Reaping
 - Performed by parent on terminated child (using `wait` or `waitpid`)

Reaping Child Processes

- When process terminates, it still consumes system resources
 - Examples: Exit status, various OS tables
 - Called a “zombie”: Living corpse, half alive and half dead
- Reaping
 - Performed by parent on terminated child (using `wait` or `waitpid`)
 - Parent is given exit status information
 - Kernel then deletes zombie child process
- What if parent doesn't reap?
 - If any parent terminates without reaping a child, then the orphaned child will be reaped by `init` process (`pid == 1`)

Reaping Child Processes

- When process terminates, it still consumes system resources
 - Examples: Exit status, various OS tables
 - Called a “zombie”: Living corpse, half alive and half dead
- Reaping
 - Performed by parent on terminated child (using `wait` or `waitpid`)
 - Parent is given exit status information
 - Kernel then deletes zombie child process
- What if parent doesn't reap?
 - If any parent terminates without reaping a child, then the orphaned child will be reaped by `init` process (`pid == 1`)
 - So, only need explicit reaping in long-running processes
 - e.g., shells and servers

```
void fork7() {
    if (fork() == 0) {
        /* Child */
        printf("Terminating Child, PID = %d\n", getpid());
        exit(0);
    } else {
        printf("Running Parent, PID = %d\n", getpid());
        while (1)
            ; /* Infinite loop */
    }
}
```

forks.c

```

void fork7() {
    if (fork() == 0) {
        /* Child */
        printf("Terminating Child, PID = %d\n", getpid());
        exit(0);
    } else {
        printf("Running Parent, PID = %d\n", getpid());
        while (1)
            ; /* Infinite loop */
    }
}

```

forks.c

```

linux> ./forks 7 &
[1] 6639
Running Parent, PID = 6639
Terminating Child, PID = 6640
linux> ps
  PID TTY          TIME CMD
 6585 tty9          00:00:00 tcsh
 6639 tty9          00:00:03 forks
 6640 tty9          00:00:00 forks <defunct>
 6641 tty9          00:00:00 ps
linux> kill 6639
[1]      Terminated
linux> ps
  PID TTY          TIME CMD
 6585 tty9          00:00:00 tcsh
 6642 tty9          00:00:00 ps

```

```

void fork7() {
    if (fork() == 0) {
        /* Child */
        printf("Terminating Child, PID = %d\n", getpid());
        exit(0);
    } else {
        printf("Running Parent, PID = %d\n", getpid());
        while (1)
            ; /* Infinite loop */
    }
}

```

forks.c

```

linux> ./forks 7 &
[1] 6639
Running Parent, PID = 6639
Terminating Child, PID = 6640
linux> ps
  PID TTY          TIME CMD
 6585 ttyp9        00:00:00 tcsh
 6639 ttyp9        00:00:03 forks
 6640 ttyp9        00:00:00 forks <defunct>
 6641 ttyp9        00:00:00 ps
linux> kill 6639
[1]      Terminated
linux> ps
  PID TTY          TIME CMD
 6585 ttyp9        00:00:00 tcsh
 6642 ttyp9        00:00:00 ps

```

- ps shows child process as “defunct” (i.e., a zombie)



```

void fork7() {
    if (fork() == 0) {
        /* Child */
        printf("Terminating Child, PID = %d\n", getpid());
        exit(0);
    } else {
        printf("Running Parent, PID = %d\n", getpid());
        while (1)
            ; /* Infinite loop */
    }
}

```

forks.c

```

linux> ./forks 7 &
[1] 6639
Running Parent, PID = 6639
Terminating Child, PID = 6640
linux> ps
  PID TTY          TIME CMD
 6585 tty9        00:00:00 tcsh
 6639 tty9        00:00:03 forks
 6640 tty9        00:00:00 forks <defunct>
 6641 tty9        00:00:00 ps
linux> kill 6639
[1] Terminated
linux> ps
  PID TTY          TIME CMD
 6585 tty9        00:00:00 tcsh
 6642 tty9        00:00:00 ps

```

- `ps` shows child process as “defunct” (i.e., a zombie)
- Killing parent allows child to be reaped by `init`

```
void fork8()
{
    if (fork() == 0) {
        /* Child */
        printf("Running Child, PID = %d\n",
            getpid());
        while (1)
            ; /* Infinite loop */
    } else {
        printf("Terminating Parent, PID = %d\n",
            getpid());
        exit(0);
    }
}
```

forks.c


```

void fork8()
{
    if (fork() == 0) {
        /* Child */
        printf("Running Child, PID = %d\n",
            getpid());
        while (1)
            ; /* Infinite loop */
    } else {
        printf("Terminating Parent, PID = %d\n",
            getpid());
        exit(0);
    }
}

```

forks.c

```

linux> ./forks 8
Terminating Parent, PID = 6675
Running Child, PID = 6676
linux> ps
  PID TTY          TIME CMD
 6585 ttyp9        00:00:00 tcsh
 6676 ttyp9        00:00:06 forks
 6677 ttyp9        00:00:00 ps
linux> kill 6676
linux> ps
  PID TTY          TIME CMD
 6585 ttyp9        00:00:00 tcsh
 6678 ttyp9        00:00:00 ps

```

```

void fork8()
{
    if (fork() == 0) {
        /* Child */
        printf("Running Child, PID = %d\n",
            getpid());
        while (1)
            ; /* Infinite loop */
    } else {
        printf("Terminating Parent, PID = %d\n",
            getpid());
        exit(0);
    }
}

```

forks.c

```

linux> ./forks 8
Terminating Parent, PID = 6675
Running Child, PID = 6676
linux> ps
  PID TTY          TIME CMD
 6585 ttyp9        00:00:00 tcsh
 6676 ttyp9        00:00:06 forks
 6677 ttyp9        00:00:00 ps
linux> kill 6676
linux> ps
  PID TTY          TIME CMD
 6585 ttyp9        00:00:00 tcsh
 6678 ttyp9        00:00:00 ps

```

- Child process still active even though parent has terminated

```

void fork8()
{
    if (fork() == 0) {
        /* Child */
        printf("Running Child, PID = %d\n",
            getpid());
        while (1)
            ; /* Infinite loop */
    } else {
        printf("Terminating Parent, PID = %d\n",
            getpid());
        exit(0);
    }
}

```

forks.c

```

linux> ./forks 8
Terminating Parent, PID = 6675
Running Child, PID = 6676
linux> ps
  PID TTY          TIME CMD
 6585 ttyp9        00:00:00 tcsh
 6676 ttyp9        00:00:06 forks
 6677 ttyp9        00:00:00 ps
linux> kill 6676
linux> ps
  PID TTY          TIME CMD
 6585 ttyp9        00:00:00 tcsh
 6678 ttyp9        00:00:00 ps

```

- Child process still active even though parent has terminated
- Must kill child explicitly, or else will keep running indefinitely

wait: Synchronizing with Children

```
void fork9() {
    int child_status;

    if (fork() == 0) {
        printf("HC: hello from child\n");
        exit(0);
    } else {
        printf("HP: hello from parent\n");
        wait(&child_status);
        printf("CT: child has terminated\n");
    }
    printf("Bye\n");
}
```

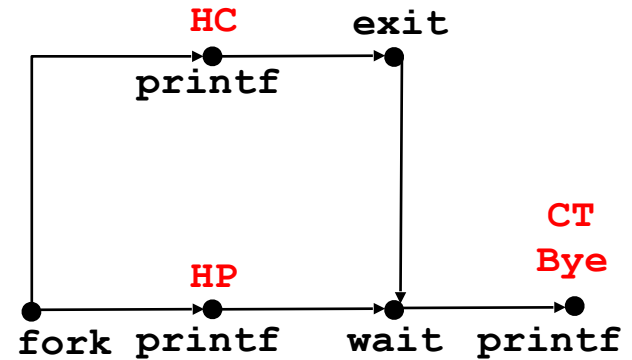
forks.c

wait: Synchronizing with Children

```
void fork9() {
    int child_status;

    if (fork() == 0) {
        printf("HC: hello from child\n");
        exit(0);
    } else {
        printf("HP: hello from parent\n");
        wait(&child_status);
        printf("CT: child has terminated\n");
    }
    printf("Bye\n");
}
```

forks.c

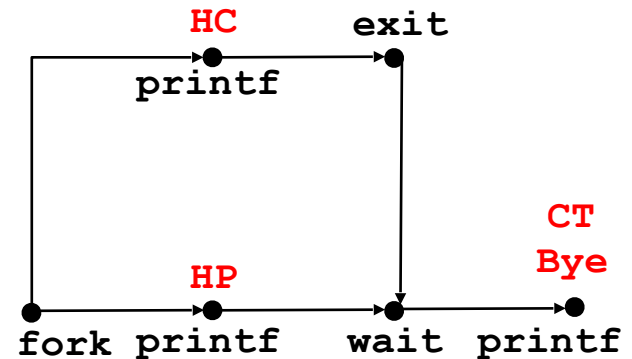


wait: Synchronizing with Children

```
void fork9() {
    int child_status;

    if (fork() == 0) {
        printf("HC: hello from child\n");
        exit(0);
    } else {
        printf("HP: hello from parent\n");
        wait(&child_status);
        printf("CT: child has terminated\n");
    }
    printf("Bye\n");
}
```

forks.c



Feasible output:

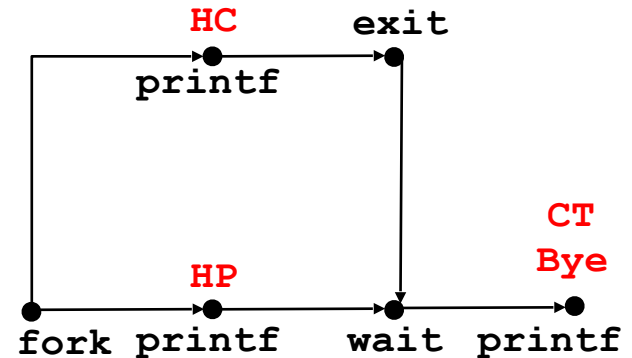
HC
HP
CT
Bye

wait: Synchronizing with Children

```
void fork9() {
    int child_status;

    if (fork() == 0) {
        printf("HC: hello from child\n");
        exit(0);
    } else {
        printf("HP: hello from parent\n");
        wait(&child_status);
        printf("CT: child has terminated\n");
    }
    printf("Bye\n");
}
```

forks.c



Feasible output:

HC
HP
CT
Bye

Infeasible output:

HP
CT
Bye
HC

`wait`: Synchronizing with Children

- Parent reaps a child by calling the `wait` function
- `int wait(int *child_status)`
 - Suspends current process until one of its children terminates
 - Return value is the `pid` of the child process that terminated
 - If `child_status != NULL`, then the integer it points to will be set to a value that indicates reason the child terminated and the exit status:
 - Checked using macros defined in `wait.h`
 - `WIFEXITED`, `WEXITSTATUS`, `WIFSIGNALED`,
`WTERMSIG`, `WIFSTOPPED`, `WSTOPSIG`,
`WIFCONTINUED`
 - See textbook for details

Another `wait` Example

- If multiple children completed, will take in arbitrary order
- Can use macros `WIFEXITED` and `WEXITSTATUS` to get information about exit status

```
void fork10() {
    int i, child_status;

    for (i = 0; i < N; i++)
        if (fork() == 0) {
            exit(100+i); /* Child */
        }
    for (i = 0; i < N; i++) { /* Parent */
        pid_t wpid = wait(&child_status);
        if (WIFEXITED(child_status))
            printf("Child %d terminated with exit status %d\n",
                wpid, WEXITSTATUS(child_status));
        else
            printf("Child %d terminate abnormally\n", wpid);
    }
}
```

forks.c

waitpid: Waiting for a Specific Process

- `pid_t waitpid(pid_t pid, int &status, int options)`
 - Suspends current process until specific process terminates
 - Various options (see textbook)

```
void fork11() {
    pid_t pid[N];
    int i;
    int child_status;

    for (i = 0; i < N; i++)
        if ((pid[i] = fork()) == 0)
            exit(100+i); /* Child */
    for (i = N-1; i >= 0; i--) {
        pid_t wpid = waitpid(pid[i], &child_status, 0);
        if (WIFEXITED(child_status))
            printf("Child %d terminated with exit status %d\n",
                wpid, WEXITSTATUS(child_status));
        else
            printf("Child %d terminate abnormally\n", wpid);
    }
}
```

forks.c

execve: Loading and Running Programs

Executes “/bin/ls -lt /usr/include” in child process using current environment:

```
char *myargv[] = {"/bin/ls", "-lt", "/usr/include"};
char *environ[] = {"USER=droh", "PWD="/usr/droh"};

if ((pid = Fork()) == 0) {    /* Child runs program */
    if (execve(myargv[0], myargv, environ) < 0) {
        printf("%s: Command not found.\n", myargv[0]);
        exit(1);
    }
}
```

`execve`: Loading and Running Programs

- `int execve(char *filename, char *argv[], char *envp[])`

`execve`: Loading and Running Programs

- `int execve(char *filename, char *argv[], char *envp[])`
- Loads and runs in the current process:
 - Executable file `filename`
 - Argument list `argv`
 - By convention `argv[0]==filename`
 - Environment variable list `envp`
 - “name=value” strings (e.g., `USER=droh`)

`execve`: Loading and Running Programs

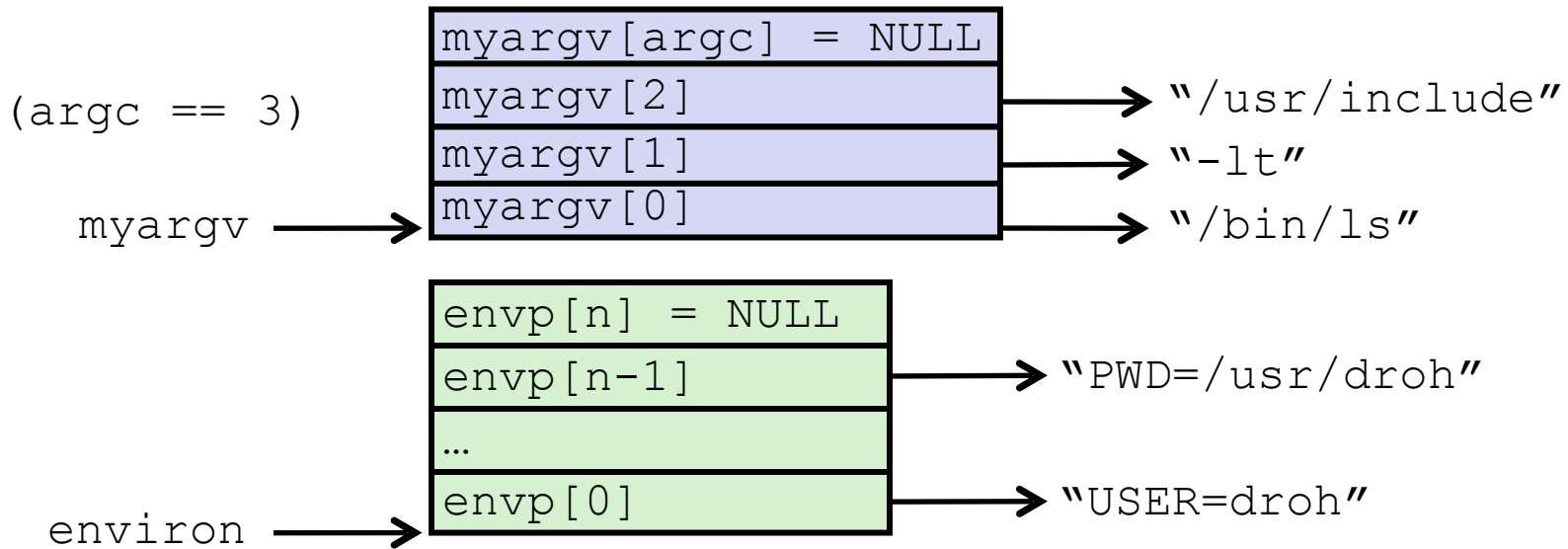
- `int execve(char *filename, char *argv[], char *envp[])`
- Loads and runs in the current process:
 - Executable file `filename`
 - Argument list `argv`
 - By convention `argv[0]==filename`
 - Environment variable list `envp`
 - “name=value” strings (e.g., `USER=droh`)
- Overwrites code, data, and stack
 - Retains PID, open files and signal context

`execve`: Loading and Running Programs

- `int execve(char *filename, char *argv[], char *envp[])`
- Loads and runs in the current process:
 - Executable file `filename`
 - Argument list `argv`
 - By convention `argv[0]==filename`
 - Environment variable list `envp`
 - “name=value” strings (e.g., `USER=droh`)
- Overwrites code, data, and stack
 - Retains PID, open files and signal context
- Called **once** and **never** returns
 - ...except if there is an error

execve Example

Executes “/bin/ls -lt /usr/include” in child process using current environment:



```
if ((pid = Fork()) == 0) { /* Child runs program */
    if (execve(myargv[0], myargv, environ) < 0) {
        printf("%s: Command not found.\n", myargv[0]);
        exit(1);
    }
}
```


Summary

- **Processes**
 - At any given time, system has multiple active processes
 - Only one can execute at a time on a single core, though
 - Each process appears to have total control of processor + private memory space
- **Spawning processes**
 - Call `fork`
 - One call, two returns
- **Process completion**
 - Call `exit`
 - One call, no return
- **Reaping and waiting for processes**
 - Call `wait` or `waitpid`
- **Loading and running programs**
 - Call `execve` (or variant)
 - One call, (normally) no return