

CSC 252: Computer Organization

Spring 2021: Lecture 20

Instructor: Yuhao Zhu

Department of Computer Science
University of Rochester

Announcements

- Cache problem set: <https://www.cs.rochester.edu/courses/252/spring2021/handouts.html>
- Not to be turned in. Won't be graded.
- Assignment 4 out.

| | | | | | | |
|----|----|----|----|--------------------|------------------|----|
| 4 | 5 | 6 | 7 | 8 | 9 | 10 |
| 11 | 12 | 13 | 14 | 15 Today | 16 | 17 |
| 18 | 19 | 20 | 21 | 22 | 23 Due | 24 |

Today

- Signals: The Way to Communicate with Processes
- Interrupts and exceptions: how signals are triggered

Signals

- A **signal** is a small message that notifies a process that an event of some type has occurred in the system
 - Sent from the **OS kernel**
 - Could be requested by another process, by user, or automatically by the kernel
 - Signal type is identified by small integer ID's (1-30)

Signals

- A **signal** is a small message that notifies a process that an event of some type has occurred in the system
 - Sent from the **OS kernel**
 - Could be requested by another process, by user, or automatically by the kernel
 - Signal type is identified by small integer ID's (1-30)

| <i>ID</i> | <i>Name</i> | <i>Default Action</i> | <i>Corresponding Event</i> |
|------------------|--------------------|------------------------------|--|
| 2 | SIGINT | Terminate | User typed ctrl-c |
| 9 | SIGKILL | Terminate | Kill program (cannot override or ignore) |
| 11 | SIGSEGV | Terminate | Segmentation violation |
| 14 | SIGALRM | Terminate | Timer signal |
| 17 | SIGCHLD | Ignore | Child stopped or terminated |

Sending Signals with `kill` Function

```
void forks12()
{
    pid_t pid[N];
    int i;
    int child_status;

    for (i = 0; i < N; i++)
        if ((pid[i] = fork()) == 0) {
            /* Child: Infinite Loop */
            while(1)
                ;
        }

    for (i = 0; i < N; i++) {
        printf("Killing process %d\n", pid[i]);
        kill(pid[i], SIGINT);
    }

    for (i = 0; i < N; i++) {
        pid_t wpid = wait(&child_status);
        if (WIFEXITED(child_status))
            printf("Child %d terminated with exit status %d\n",
                wpid, WEXITSTATUS(child_status));
        else
            printf("Child %d terminated abnormally\n", wpid);
    }
}
```

forks.c

Default Actions to Signals

- Each signal type has a predefined **default action**, which is one of:
 - The process terminates
 - The process stops until restarted by a SIGCONT signal
 - The process ignores the signal

Installing Signal Handlers

- The `signal` function modifies the default action associated with the receipt of signal `signum`:
 - `handler_t *signal(int signum, handler_t *handler)`

Installing Signal Handlers

- The signal function modifies the default action associated with the receipt of signal `signum`:
 - `handler_t *signal(int signum, handler_t *handler)`
- Different values for handler:

Installing Signal Handlers

- The signal function modifies the default action associated with the receipt of signal `signum`:
 - `handler_t *signal(int signum, handler_t *handler)`
- Different values for handler:
 - `SIG_IGN`: ignore signals of type `signum`

Installing Signal Handlers

- The signal function modifies the default action associated with the receipt of signal `signum`:
 - `handler_t *signal(int signum, handler_t *handler)`
- Different values for handler:
 - `SIG_IGN`: ignore signals of type `signum`
 - `SIG_DFL`: revert to the default action on receipt of signals of type `signum`

Installing Signal Handlers

- The signal function modifies the default action associated with the receipt of signal `signum`:
 - `handler_t *signal(int signum, handler_t *handler)`
- Different values for handler:
 - `SIG_IGN`: ignore signals of type `signum`
 - `SIG_DFL`: revert to the default action on receipt of signals of type `signum`
 - Otherwise, `handler` is the address of a user-level **function (signal handler)**

Installing Signal Handlers

- The signal function modifies the default action associated with the receipt of signal `signum`:
 - `handler_t *signal(int signum, handler_t *handler)`
- Different values for handler:
 - `SIG_IGN`: ignore signals of type `signum`
 - `SIG_DFL`: revert to the default action on receipt of signals of type `signum`
 - Otherwise, handler is the address of a user-level **function (signal handler)**
 - Called when process receives signal of type `signum`

Installing Signal Handlers

- The signal function modifies the default action associated with the receipt of signal `signum`:
 - `handler_t *signal(int signum, handler_t *handler)`
- Different values for handler:
 - `SIG_IGN`: ignore signals of type `signum`
 - `SIG_DFL`: revert to the default action on receipt of signals of type `signum`
 - Otherwise, `handler` is the address of a user-level **function (signal handler)**
 - Called when process receives signal of type `signum`
 - Referred to as **“installing”** the handler

Installing Signal Handlers

- The signal function modifies the default action associated with the receipt of signal `signum`:
 - `handler_t *signal(int signum, handler_t *handler)`
- Different values for handler:
 - `SIG_IGN`: ignore signals of type `signum`
 - `SIG_DFL`: revert to the default action on receipt of signals of type `signum`
 - Otherwise, `handler` is the address of a user-level **function (signal handler)**
 - Called when process receives signal of type `signum`
 - Referred to as **“installing”** the handler
 - Executing handler is called **“catching”** or **“handling”** the signal

Installing Signal Handlers

- The signal function modifies the default action associated with the receipt of signal `signum`:
 - `handler_t *signal(int signum, handler_t *handler)`
- Different values for handler:
 - `SIG_IGN`: ignore signals of type `signum`
 - `SIG_DFL`: revert to the default action on receipt of signals of type `signum`
 - Otherwise, `handler` is the address of a user-level **function (signal handler)**
 - Called when process receives signal of type `signum`
 - Referred to as **“installing”** the handler
 - Executing handler is called **“catching”** or **“handling”** the signal
 - When the handler executes its return statement, control passes back to instruction in the control flow of the process that was interrupted by receipt of the signal

Signal Handling Example

```
void sigint_handler(int sig) /* SIGINT handler */
{
    printf("So you think you can stop the bomb with ctrl-c, do you?\n");
    sleep(2);
    printf("Well...");
    fflush(stdout);
    sleep(1);
    printf("OK. :-)\n");
    exit(0);
}

int main()
{
    /* Install the SIGINT handler */
    if (signal(SIGINT, sigint_handler) == SIG_ERR)
        unix_error("signal error");

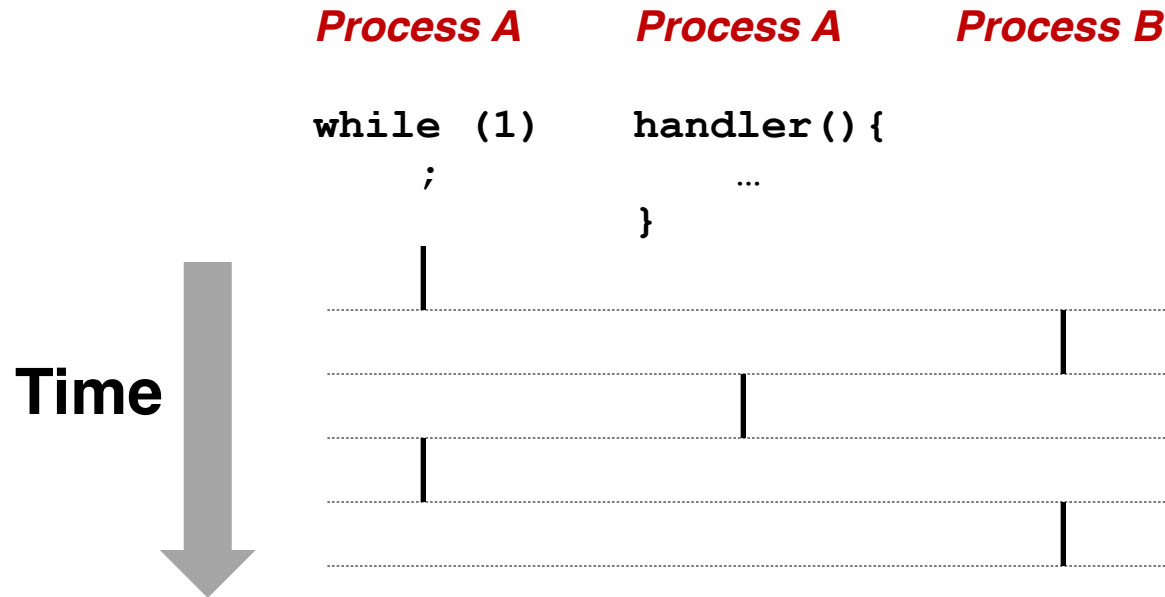
    /* Wait for the receipt of a signal */
    pause();

    return 0;
}
```

sigint.c

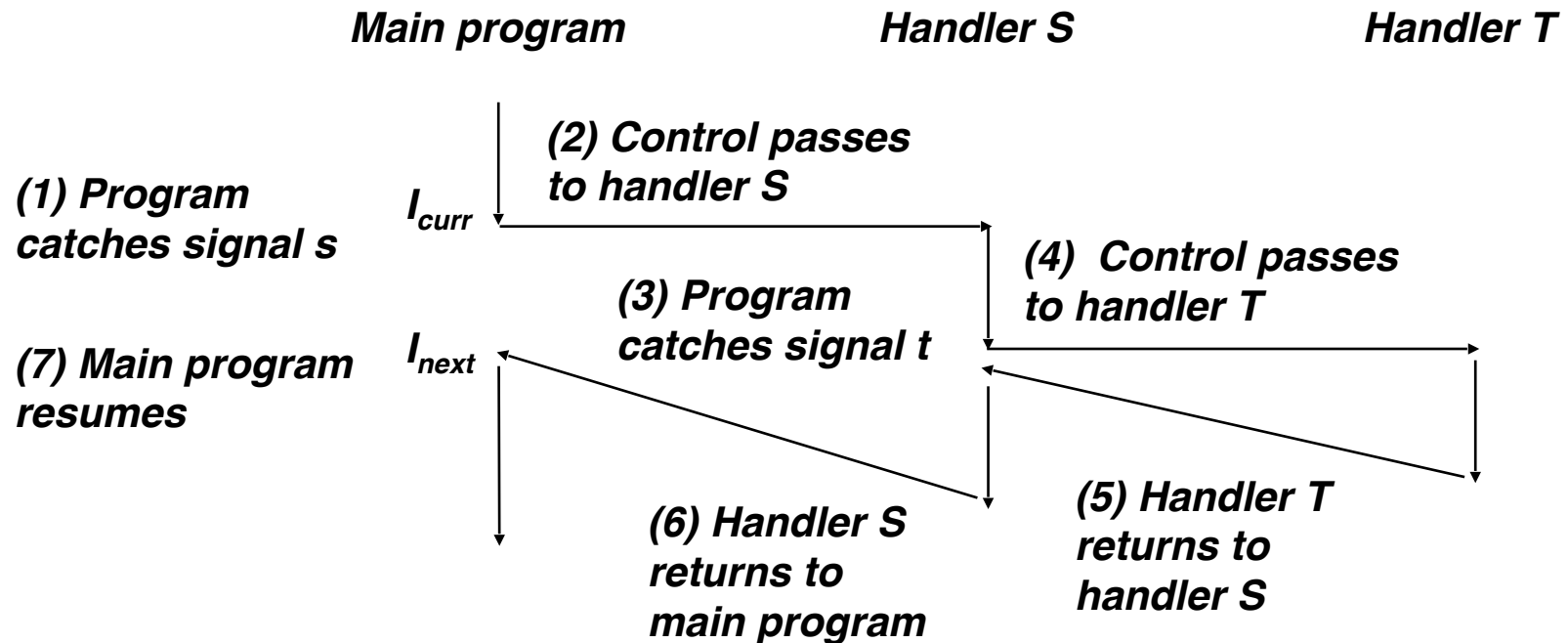
Signals Handlers as Concurrent Flows

- A signal handler is a separate logical flow (not process) that runs concurrently with the main program



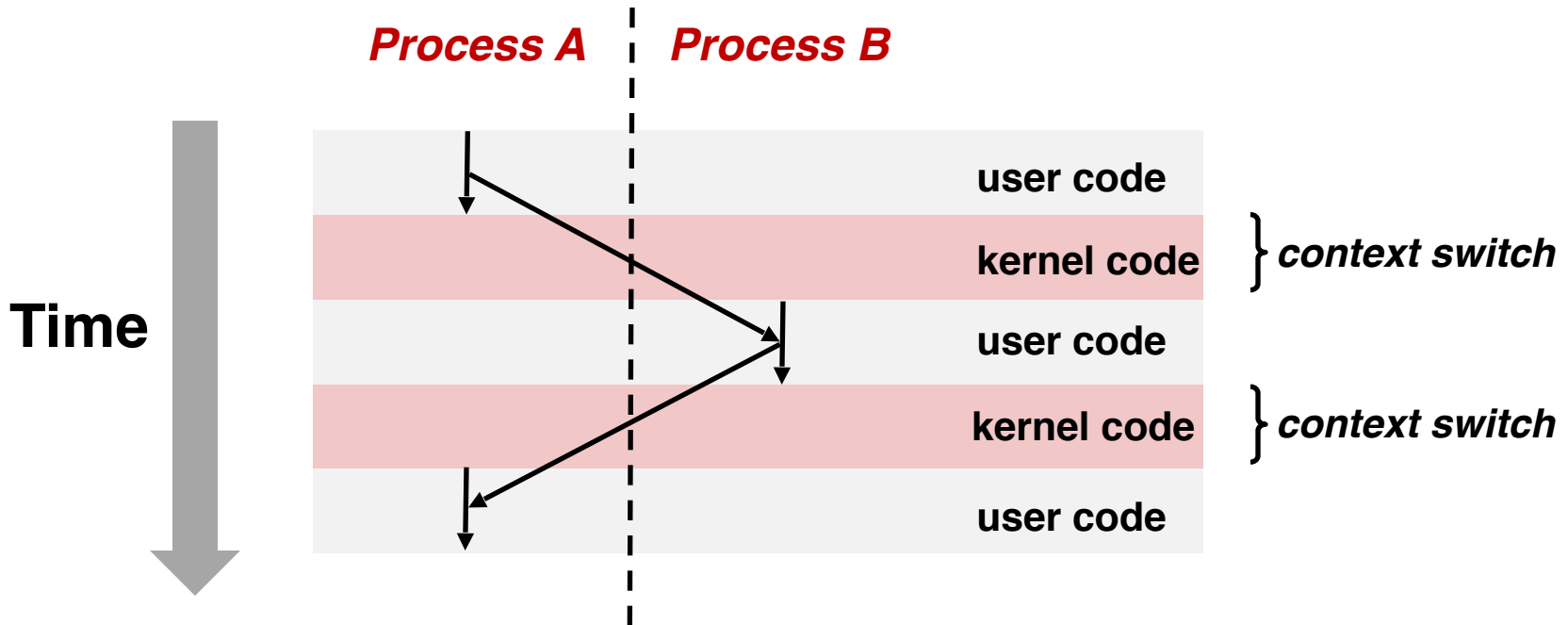
Nested Signal Handlers

- Handlers can be interrupted by other handlers



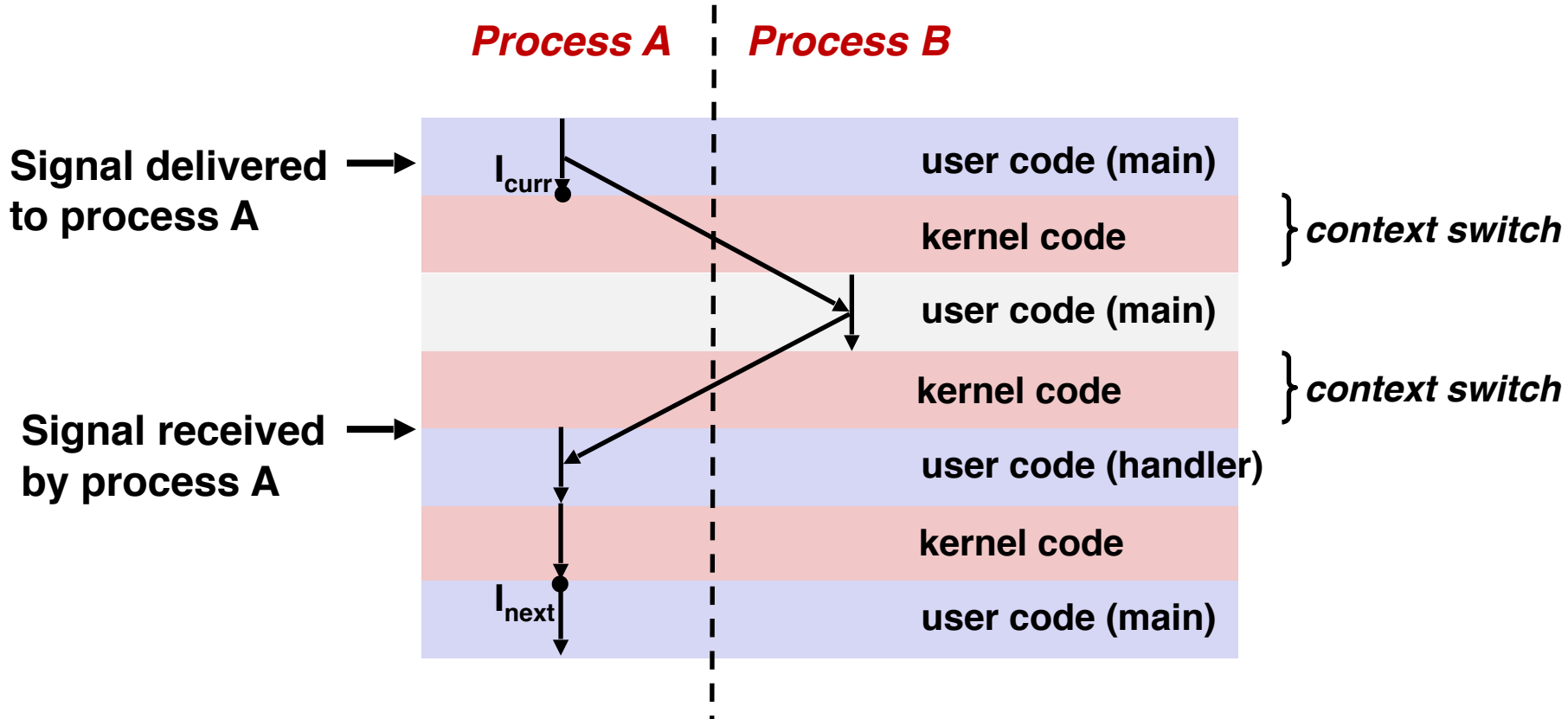
Receiving/Responding to Signals

- Kernel handles signals delivered to a process p **when it switches to p from kernel mode to user mode** (e.g., after a context switch)



Receiving/Responding to Signals

- Kernel handles signals delivered to a process p **when it switches to p from kernel mode to user mode** (e.g., after a context switch)



Pending and Blocked Signals

- A signal is **pending** if sent but not yet received
 - There can be at most one pending signal of any particular type for a process
 - That is: *Signals are not queued*
 - If a process has a pending signal of type k, then subsequent signals of type k that are sent to that process are discarded
 - A pending signal is received at most once

Pending and Blocked Signals

- A signal is **pending** if sent but not yet received
 - There can be at most one pending signal of any particular type for a process
 - That is: *Signals are not queued*
 - If a process has a pending signal of type k, then subsequent signals of type k that are sent to that process are discarded
 - A pending signal is received at most once
- A process can **block/mask** the receipt of certain signals

Pending and Blocked Signals

- A signal is **pending** if sent but not yet received
 - There can be at most one pending signal of any particular type for a process
 - That is: *Signals are not queued*
 - If a process has a pending signal of type k, then subsequent signals of type k that are sent to that process are discarded
 - A pending signal is received at most once
- A process can **block/mask** the receipt of certain signals
 - Blocked signals can be delivered, i.e., in the pending state, but will not be received/responded to *until the signal is unblocked*

Pending/Blocked Bits

- Kernel maintains pending and masked bit vectors in the context of each process
 - **pending**: represents the set of pending signals
 - Kernel sets bit *k* in pending when a signal of type *k* is delivered
 - Kernel clears bit *k* in pending when a signal of type *k* is received
 - **masked**: represents the set of blocked signals
 - Can be set and cleared by using the `sigprocmask` function
 - Also referred to as the signal mask.

Receiving Signals

- Right before kernel is ready to pass control to process p

Receiving Signals

- Right before kernel is ready to pass control to process p
- Kernel computes the set of pending & nonmasked signals for process p (PNM set)

Receiving Signals

- Right before kernel is ready to pass control to process p
- Kernel computes the set of pending & nonmasked signals for process p (PNM set)
- If (PNM is empty), i.e., no signal is pending & nonmasked

Receiving Signals

- Right before kernel is ready to pass control to process p
- Kernel computes the set of pending & nonmasked signals for process p (PNM set)
- If (PNM is empty), i.e., no signal is pending & nonmasked
 - No signals to respond to; simply pass control to next instruction in the logical flow for p

Receiving Signals

- Right before kernel is ready to pass control to process p
- Kernel computes the set of pending & nonmasked signals for process p (PNM set)
- If (PNM is empty), i.e., no signal is pending & nonmasked
 - No signals to respond to; simply pass control to next instruction in the logical flow for p
- Else

Receiving Signals

- Right before kernel is ready to pass control to process p
- Kernel computes the set of pending & nonmasked signals for process p (PNM set)
- If (PNM is empty), i.e., no signal is pending & nonmasked
 - No signals to respond to; simply pass control to next instruction in the logical flow for p
- Else
 - Choose least nonzero bit k in pnm and force process p to **receive** signal k , i.e., by executing the corresponding signal handler

Receiving Signals

- Right before kernel is ready to pass control to process p
- Kernel computes the set of pending & nonmasked signals for process p (PNM set)
- If (PNM is empty), i.e., no signal is pending & nonmasked
 - No signals to respond to; simply pass control to next instruction in the logical flow for p
- Else
 - Choose least nonzero bit k in pnm and force process p to **receive** signal k , i.e., by executing the corresponding signal handler
 - Repeat for all nonzero k in pnm

Receiving Signals

- Right before kernel is ready to pass control to process p
- Kernel computes the set of pending & nonmasked signals for process p (PNM set)
- If (PNM is empty), i.e., no signal is pending & nonmasked
 - No signals to respond to; simply pass control to next instruction in the logical flow for p
- **Else**
 - Choose least nonzero bit k in pnm and force process p to **receive** signal k , i.e., by executing the corresponding signal handler
 - Repeat for all nonzero k in pnm
 - Pass control to next instruction in logical flow for p

Blocking Signals

```
sigset_t mask, prev_mask;

sigemptyset(&mask);
sigaddset(&mask, SIGINT);

/* Block SIGINT and save previous blocked set */
sigprocmask(SIG_BLOCK, &mask, &prev_mask);

/* Code region that will not be interrupted by SIGINT */

/* Restore previous blocked set, unblocking SIGINT */
sigprocmask(SIG_SETMASK, &prev_mask, NULL);
```

- Explicit blocking and unblocking signal
 - `sigprocmask` function
 - `sigemptyset` – Create empty set
 - `sigfillset` – Add every signal number to set
 - `sigaddset` – Add signal number to set
 - `sigdelset` – Delete signal number from set

Safe Signal Handling

- Handlers are tricky because they are **concurrent with main program** and may **share the same global data structures**.

Safe Signal Handling

- Handlers are tricky because they are **concurrent with main program** and may **share the same global data structures**.

```
static int x = 5;
void handler(int sig)
{
    x = 10;
}

int main(int argc, char **argv)
{
    int pid, y = 0;
    Signal(SIGCHLD, handler);

    if ((pid = Fork()) == 0) { /* Child */
        Execve("/bin/date", argv, NULL);
    }

    if (x == 5)
        y = x * 2; // You'd expect y == 10
    exit(0);
}
```

Safe Signal Handling

- Handlers are tricky because they are **concurrent with main program** and may **share the same global data structures**.

```
static int x = 5;
void handler(int sig)
{
    x = 10;
}

int main(int argc, char **argv)
{
    int pid, y = 0;
    Signal(SIGCHLD, handler);

    if ((pid = Fork()) == 0) { /* Child */
        Execve("/bin/date", argv, NULL);
    }

    if (x == 5)
        y = x * 2; // You'd expect y == 10
    exit(0);
}
```

What if the following happens:

Safe Signal Handling

- Handlers are tricky because they are **concurrent with main program** and may **share the same global data structures**.

```
static int x = 5;
void handler(int sig)
{
    x = 10;
}

int main(int argc, char **argv)
{
    int pid, y = 0;
    Signal(SIGCHLD, handler);

    if ((pid = Fork()) == 0) { /* Child */
        Execve("/bin/date", argv, NULL);
    }

    if (x == 5)
        y = x * 2; // You'd expect y == 10
    exit(0);
}
```

What if the following happens:

- Parent process executes and finishes `if (x == 5)`

Safe Signal Handling

- Handlers are tricky because they are **concurrent with main program** and may **share the same global data structures**.

```
static int x = 5;
void handler(int sig)
{
    x = 10;
}

int main(int argc, char **argv)
{
    int pid, y = 0;
    Signal(SIGCHLD, handler);

    if ((pid = Fork()) == 0) { /* Child */
        Execve("/bin/date", argv, NULL);
    }

    if (x == 5)
        y = x * 2; // You'd expect y == 10
    exit(0);
}
```

What if the following happens:

- Parent process executes and finishes `if (x == 5)`
- Context switch to child, which then terminates, sends a SIGCHLD signal

Safe Signal Handling

- Handlers are tricky because they are **concurrent with main program** and may **share the same global data structures**.

```
static int x = 5;
void handler(int sig)
{
    x = 10;
}

int main(int argc, char **argv)
{
    int pid, y = 0;
    Signal(SIGCHLD, handler);

    if ((pid = Fork()) == 0) { /* Child */
        Execve("/bin/date", argv, NULL);
    }

    if (x == 5)
        y = x * 2; // You'd expect y == 10
    exit(0);
}
```

What if the following happens:

- Parent process executes and finishes `if (x == 5)`
- Context switch to child, which then terminates, sends a SIGCHLD signal
- Another context switch back to parent, and now the kernel needs to execute the SIGCHLD handler

Safe Signal Handling

- Handlers are tricky because they are **concurrent with main program** and may **share the same global data structures**.

```
static int x = 5;
void handler(int sig)
{
    x = 10;
}

int main(int argc, char **argv)
{
    int pid, y = 0;
    Signal(SIGCHLD, handler);

    if ((pid = Fork()) == 0) { /* Child */
        Execve("/bin/date", argv, NULL);
    }

    if (x == 5)
        y = x * 2; // You'd expect y == 10
    exit(0);
}
```

What if the following happens:

- Parent process executes and finishes `if (x == 5)`
- Context switch to child, which then terminates, sends a SIGCHLD signal
- Another context switch back to parent, and now the kernel needs to execute the SIGCHLD handler
- When return to parent process, **y == 20!**

Safe Signal Handling

- Handlers are tricky because they are **concurrent with main program** and may **share the same global data structures**.
 - Programmers have no control over the execution ordering between the main program and the signal handler, that is:
 - when a signal happens/delivers (depends on user or other process)
 - when the signal handler will be executed (depends on kernel)
 - If not careful, shared data structures can be corrupted

Fixing the Signal Handling Bug

```
static int x = 5;
void handler(int sig)
{
    x = 10;
}

int main(int argc, char **argv)
{
    int pid;
    sigset_t mask_all, prev_all;
    sigfillset(&mask_all);
    signal(SIGCHLD, handler);

    if ((pid = Fork()) == 0) { /* Child */
        Execve("/bin/date", argv, NULL);
    }

    Sigprocmask(SIG_BLOCK, &mask_all, &prev_all);
    if (x == 5)
        y = x * 2; // You'd expect y == 10
    Sigprocmask(SIG_SETMASK, &prev_all, NULL);

    exit(0);
}
```

- Block all signals before accessing a shared, global data structure.
- Can't use a lock (later in this course)

Async-Signal-Safety

- Function is **async-signal-safe** if it either has no access to globally shared variables (a.k.a., reentrant) or is non-interruptible by signals.

Async-Signal-Safety

- Function is **async-signal-safe** if it either has no access to globally shared variables (a.k.a., reentrant) or is non-interruptible by signals.
- Posix guarantees 117 functions to be async-signal-safe

Async-Signal-Safety

- Function is **async-signal-safe** if it either has no access to globally shared variables (a.k.a., reentrant) or is non-interruptible by signals.
- Posix guarantees 117 functions to be async-signal-safe
 - Source: “man 7 signal”

Async-Signal-Safety

- Function is **async-signal-safe** if it either has no access to globally shared variables (a.k.a., reentrant) or is non-interruptible by signals.
- Posix guarantees 117 functions to be async-signal-safe
 - Source: “man 7 signal”
 - Popular functions on the list:

Async-Signal-Safety

- Function is **async-signal-safe** if it either has no access to globally shared variables (a.k.a., reentrant) or is non-interruptible by signals.
- Posix guarantees 117 functions to be async-signal-safe
 - Source: “man 7 signal”
 - Popular functions on the list:
 - `_exit, write, wait, waitpid, sleep, kill`

Async-Signal-Safety

- Function is **async-signal-safe** if it either has no access to globally shared variables (a.k.a., reentrant) or is non-interruptible by signals.
- Posix guarantees 117 functions to be async-signal-safe
 - Source: “man 7 signal”
 - Popular functions on the list:
 - `_exit, write, wait, waitpid, sleep, kill`
 - Popular functions that are **not** on the list:

Async-Signal-Safety

- Function is **async-signal-safe** if it either has no access to globally shared variables (a.k.a., reentrant) or is non-interruptible by signals.
- Posix guarantees 117 functions to be async-signal-safe
 - Source: “man 7 signal”
 - Popular functions on the list:
 - `_exit, write, wait, waitpid, sleep, kill`
 - Popular functions that are **not** on the list:
 - `printf, sprintf, malloc, exit`

Async-Signal-Safety

- Function is **async-signal-safe** if it either has no access to globally shared variables (a.k.a., reentrant) or is non-interruptible by signals.
- Posix guarantees 117 functions to be async-signal-safe
 - Source: “man 7 signal”
 - Popular functions on the list:
 - `_exit`, `write`, `wait`, `waitpid`, `sleep`, `kill`
 - Popular functions that are **not** on the list:
 - `printf`, `sprintf`, `malloc`, `exit`
 - Unfortunate fact: `write` is the only async-signal-safe output function

Another Unsafe Signal Handler Example

Another Unsafe Signal Handler Example

- Assume a program wants to do the following:
 - The parent creates multiple child processes
 - When each child process is created, add the child PID to a queue
 - When a child process terminates, the parent process removes the child PID from the queue

Another Unsafe Signal Handler Example

- Assume a program wants to do the following:
 - The parent creates multiple child processes
 - When each child process is created, add the child PID to a queue
 - When a child process terminates, the parent process removes the child PID from the queue
- One possible implementation:
 - An array for keeping the child PIDs
 - Use a loop to fork child, and add PID to the array after fork
 - Install a handler for SIGCHLD in parent process
 - The SIGCHLD handler removes the child PID

First Attempt

```
void handler(int sig)
{
    pid_t pid;

    while ((pid = wait(NULL)) > 0) { /* Reap child */
        /* Delete the child from the job list */
        deletejob(pid);
    }
}

int main(int argc, char **argv)
{
    int pid;

    Signal(SIGCHLD, handler);
    initjobs(); /* Initialize the job list */

    while (1) {
        if ((pid = Fork()) == 0) { /* Child */
            Execve("/bin/date", argv, NULL);
        }
        /* Add the child to the job list */
        addjob(pid);
    }
    exit(0);
}
```

First Attempt

```
void handler(int sig)
{
    pid_t pid;

    while ((pid = wait(NULL)) > 0) { /* Reap child */
        /* Delete the child from the job list */
        deletejob(pid);
    }
}

int main(int argc, char **argv)
{
    int pid;

    Signal(SIGCHLD, handler);
    initjobs(); /* Initialize the job list */

    while (1) {
        if ((pid = Fork()) == 0) { /* Child */
            Execve("/bin/date", argv, NULL);
        }
        /* Add the child to the job list */
        addjob(pid);
    }
    exit(0);
}
```

The following can happen:

First Attempt

```
void handler(int sig)
{
    pid_t pid;

    while ((pid = wait(NULL)) > 0) { /* Reap child */
        /* Delete the child from the job list */
        deletejob(pid);
    }
}

int main(int argc, char **argv)
{
    int pid;

    Signal(SIGCHLD, handler);
    initjobs(); /* Initialize the job list */

    while (1) {
        if ((pid = Fork()) == 0) { /* Child */
            Execve("/bin/date", argv, NULL);
        }
        /* Add the child to the job list */
        addjob(pid);
    }
    exit(0);
}
```

The following can happen:

- The first child runs, and terminates

First Attempt

```
void handler(int sig)
{
    pid_t pid;

    while ((pid = wait(NULL)) > 0) { /* Reap child */
        /* Delete the child from the job list */
        deletejob(pid);
    }
}

int main(int argc, char **argv)
{
    int pid;

    Signal(SIGCHLD, handler);
    initjobs(); /* Initialize the job list */

    while (1) {
        if ((pid = Fork()) == 0) { /* Child */
            Execve("/bin/date", argv, NULL);
        }
        /* Add the child to the job list */
        addjob(pid);
    }
    exit(0);
}
```

The following can happen:

- The first child runs, and terminates
- Kernel sends SIGCHLD

First Attempt

```
void handler(int sig)
{
    pid_t pid;

    while ((pid = wait(NULL)) > 0) { /* Reap child */
        /* Delete the child from the job list */
        deletejob(pid);
    }
}

int main(int argc, char **argv)
{
    int pid;

    Signal(SIGCHLD, handler);
    initjobs(); /* Initialize the job list */

    while (1) {
        if ((pid = Fork()) == 0) { /* Child */
            Execve("/bin/date", argv, NULL);
        }
        /* Add the child to the job list */
        addjob(pid);
    }
    exit(0);
}
```

The following can happen:

- The first child runs, and terminates
- Kernel sends SIGCHLD
- Context switch to parent, which executes the SIGCHLD handler before **addjob(pid)** is executed

First Attempt

```
void handler(int sig)
{
    pid_t pid;

    while ((pid = wait(NULL)) > 0) { /* Reap child */
        /* Delete the child from the job list */
        deletejob(pid);
    }
}

int main(int argc, char **argv)
{
    int pid;

    Signal(SIGCHLD, handler);
    initjobs(); /* Initialize the job list */

    while (1) {
        if ((pid = Fork()) == 0) { /* Child */
            Execve("/bin/date", argv, NULL);
        }
        /* Add the child to the job list */
        addjob(pid);
    }
    exit(0);
}
```

The following can happen:

- The first child runs, and terminates
- Kernel sends SIGCHLD
- Context switch to parent, which executes the SIGCHLD handler before **addjob(pid)** is executed
- The handler deletes the job, which isn't in the queue yet!

First Attempt

```
void handler(int sig)
{
    pid_t pid;

    while ((pid = wait(NULL)) > 0) { /* Reap child */
        /* Delete the child from the job list */
        deletejob(pid);
    }
}

int main(int argc, char **argv)
{
    int pid;

    Signal(SIGCHLD, handler);
    initjobs(); /* Initialize the job list */

    while (1) {
        if ((pid = Fork()) == 0) { /* Child */
            Execve("/bin/date", argv, NULL);
        }
        /* Add the child to the job list */
        addjob(pid);
    }
    exit(0);
}
```

The following can happen:

- The first child runs, and terminates
- Kernel sends SIGCHLD
- Context switch to parent, which executes the SIGCHLD handler before **addjob(pid)** is executed
- The handler deletes the job, which isn't in the queue yet!
- The parent process resumes and adds a terminated child to job list

First Attempt

```
void handler(int sig)
{
    pid_t pid;

    while ((pid = wait(NULL)) > 0) { /* Reap child */
        /* Delete the child from the job list */
        deletejob(pid);
    }
}

int main(int argc, char **argv)
{
    int pid;

    Signal(SIGCHLD, handler);
    initjobs(); /* Initialize the job list */

    while (1) {
        if ((pid = Fork()) == 0) { /* Child */
            Execve("/bin/date", argv, NULL);
        }
        /* Add the child to the job list */
        addjob(pid);
    }
    exit(0);
}
```

Key in this example: creating a child and adding its PID to the job list must be an atomic unit: either both happen or neither happen; there can't be anything else that separates the two.

Second Attempt

```
void handler(int sig)
{
    sigset_t mask_all, prev_all;
    pid_t pid;

    sigfillset(&mask_all);
    while ((pid = wait(NULL)) > 0) {
        sigprocmask(SIG_BLOCK, &mask_all, &prev_all);
        deletejob(pid);
        sigprocmask(SIG_SETMASK, &prev_all, NULL);
    }
}

int main(int argc, char **argv)
{
    int pid;
    sigset_t mask_all, prev_all;

    sigfillset(&mask_all);
    signal(SIGCHLD, handler);
    initjobs(); /* Initialize the job list */

    while (1) {
        if ((pid = Fork()) == 0) {
            Execve("/bin/date", argv, NULL);
        }
        sigprocmask(SIG_BLOCK, &mask_all, &prev_all);
        addjob(pid);
        sigprocmask(SIG_SETMASK, &prev_all, NULL);
    }
    exit(0);
}
```

Third Attempt (The Correct One)

```
int main(int argc, char **argv)
{
    int pid;
    sigset_t mask_all, mask_one, prev_one;

    Sigfillset(&mask_all);
    Sigemptyset(&mask_one);
    Sigaddset(&mask_one, SIGCHLD);
    Signal(SIGCHLD, handler);
    initjobs(); /* Initialize the job list */

    while (1) {
        Sigprocmask(SIG_BLOCK, &mask_one, &prev_one); /* Block SIGCHLD */
        if ((pid = Fork()) == 0) { /* Child process */
            Sigprocmask(SIG_SETMASK, &prev_one, NULL); /* Unblock SIGCHLD */
            Execve("/bin/date", argv, NULL);
        }
        addjob(pid); /* Add the child to the job list */
        Sigprocmask(SIG_SETMASK, &prev_one, NULL); /* Unblock SIGCHLD */
    }
    exit(0);
}
```


Third Attempt (The Correct One)

```
int main(int argc, char **argv)
{
    int pid;
    sigset_t mask_all, mask_one, prev_one;

    Sigfillset(&mask_all);
    Sigemptyset(&mask_one);
    Sigaddset(&mask_one, SIGCHLD);
    Signal(SIGCHLD, handler);
    initjobs(); /* Initialize the job list */

    while (1) {
        Sigprocmask(SIG_BLOCK, &mask_one, &prev_one); /* Block SIGCHLD */
        if ((pid = Fork()) == 0) { /* Child process */
            Sigprocmask(SIG_SETMASK, &prev_one, NULL); /* Unblock SIGCHLD */
            Execve("/bin/date", argv, NULL);
        }
        addjob(pid); /* Add the child to the job list */
        Sigprocmask(SIG_SETMASK, &prev_one, NULL); /* Unblock SIGCHLD */
    }
    exit(0);
}
```

Why this? →

Thinking in Parallel is Hard

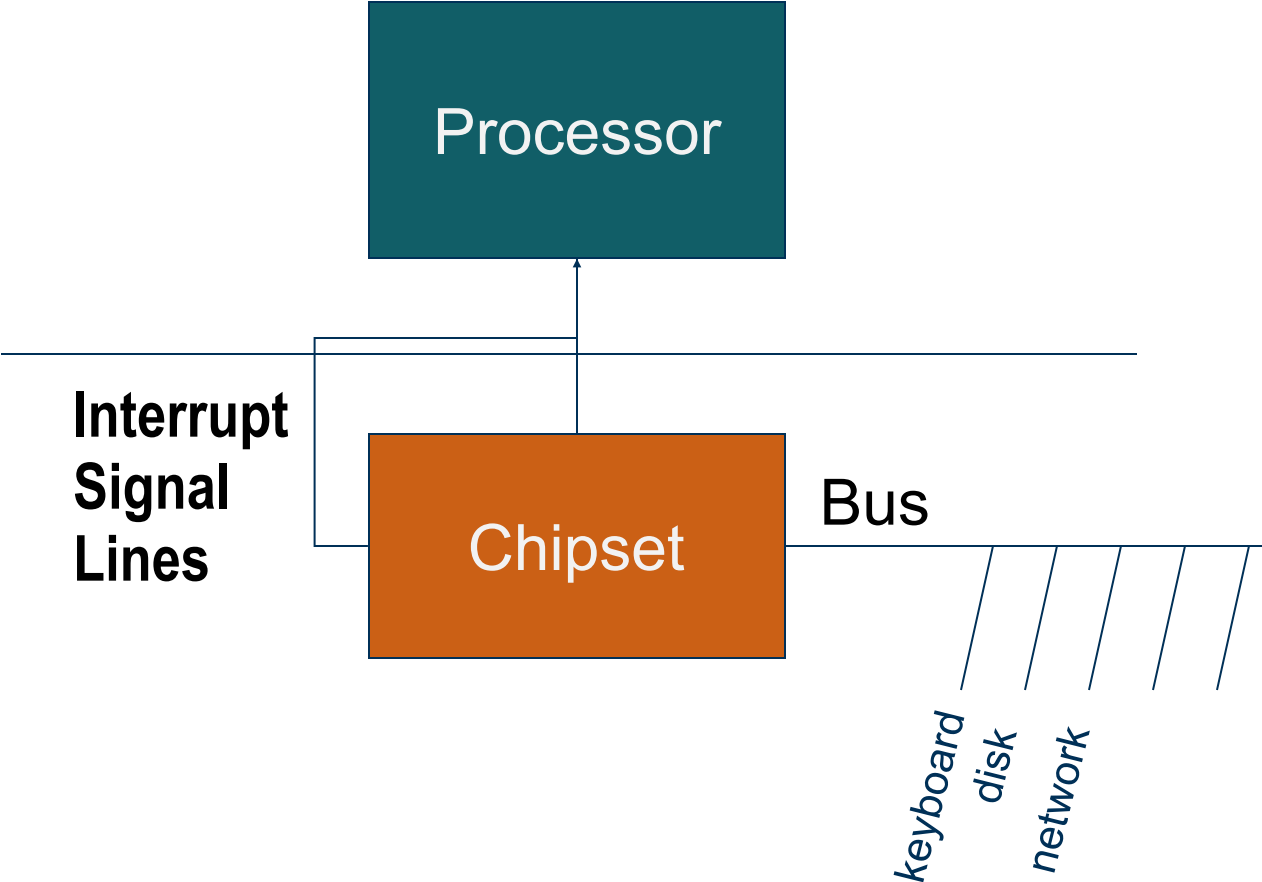
Thinking in Parallel is Hard

Maybe Thinking is Hard

Today

- Signals: The Way to Communicate with Processes
- Interrupts and exceptions: how signals are triggered

Interrupts in a Processor



Interrupts, a.k.a., Asynchronous Exceptions

- Caused by events external to the processor
 - Events that can happen at any time. Computers have little control.
 - Indicated by setting the processor's interrupt pin
 - Handler returns to “next” instruction

Interrupts, a.k.a., Asynchronous Exceptions

- Caused by events external to the processor
 - Events that can happen at any time. Computers have little control.
 - Indicated by setting the processor's interrupt pin
 - Handler returns to “next” instruction
- Examples:
 - Timer interrupt
 - Every few ms, an external timer chip triggers an interrupt

Interrupts, a.k.a., Asynchronous Exceptions

- Caused by events external to the processor
 - Events that can happen at any time. Computers have little control.
 - Indicated by setting the processor's interrupt pin
 - Handler returns to “next” instruction
- Examples:
 - Timer interrupt
 - Every few ms, an external timer chip triggers an interrupt
 - Used by the kernel to take back control from user programs
 - I/O interrupt from external device
 - Hitting Ctrl-C at the keyboard
 - Arrival of a packet from a network
 - Arrival of data from a disk

Synchronous Exceptions

- Caused by events that occur as a result of executing an instruction:

Synchronous Exceptions

- Caused by events that occur as a result of executing an instruction:
 - *Traps*
 - Intentional
 - Examples: *system calls*, breakpoint traps, special instructions
 - *Faults*

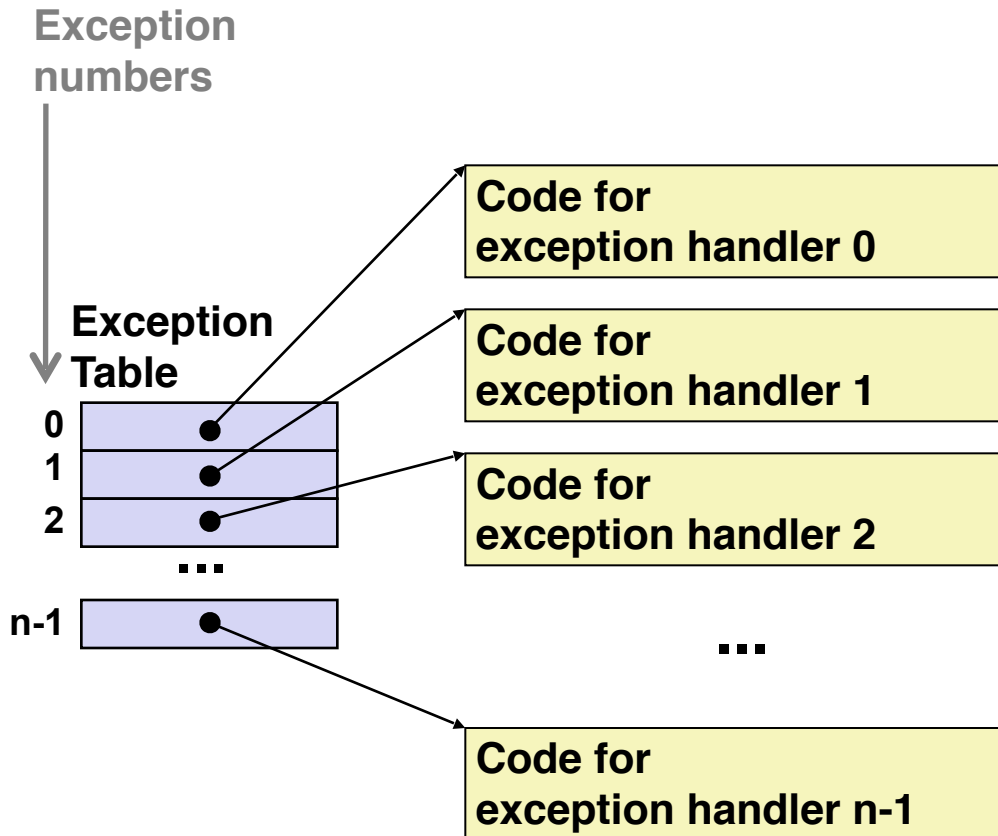
Synchronous Exceptions

- Caused by events that occur as a result of executing an instruction:
 - *Traps*
 - Intentional
 - Examples: *system calls*, breakpoint traps, special instructions
 - *Faults*
 - Unintentional but possibly recoverable
 - Examples: page faults (recoverable), **protection faults (the infamous Segmentation Fault!)** (unrecoverable in Linux), floating point exceptions (unrecoverable in Linux)
 - These exceptions will generate signals to processes
 - *Aborts*

Synchronous Exceptions

- Caused by events that occur as a result of executing an instruction:
 - *Traps*
 - Intentional
 - Examples: *system calls*, breakpoint traps, special instructions
 - *Faults*
 - Unintentional but possibly recoverable
 - Examples: page faults (recoverable), **protection faults (the infamous Segmentation Fault!)** (unrecoverable in Linux), floating point exceptions (unrecoverable in Linux)
 - These exceptions will generate signals to processes
 - *Aborts*
 - Unintentional and unrecoverable
 - Examples: illegal instruction, parity error, machine check
 - Aborts current program through a SIGABRT signal

Each Exception Has a Handler



- Each type of event has a unique exception number k
- k = index into exception table
- Exception table lives in memory. Its start address is stored in a special register
- Handler k is called each time exception k occurs

Sending Signals from the Keyboard

- Can you guess how Ctrl + C might be implemented?

Sending Signals from the Keyboard

- Can you guess how Ctrl + C might be implemented?
 - Ctrl + C sends a keyboard interrupt to the CPU, which triggers an interrupt handler

Sending Signals from the Keyboard

- Can you guess how Ctrl + C might be implemented?
 - Ctrl + C sends a keyboard interrupt to the CPU, which triggers an interrupt handler
 - The interrupt handler, executed by the kernel, triggers certain piece of the kernel, which generates the signal, which is then delivered to the target process

When to Execute the Handler?

- Interrupts: when convenient. Typically wait until the current instructions in the pipeline are finished
- Exceptions: typically immediately as programs can't continue without resolving the exception (e.g., page fault)
- Maskable verses Unmaskable
 - Interrupts can be individually masked (i.e., ignored by CPU)
 - Synchronous exceptions are usually unmaskable
- Some interrupts are intentionally unmaskable
 - Called non-maskable interrupts (NMI)
 - Indicating a critical error has occurred, and that the system is probably about to crash

Where Do You Restart?

- Interrupts/Traps
 - Handler returns to the ***following*** instruction

Where Do You Restart?

- Interrupts/Traps
 - Handler returns to the **following** instruction
- Faults
 - Exception handler returns to the instruction that caused the exception, i.e., **re-execute** it!

Where Do You Restart?

- Interrupts/Traps
 - Handler returns to the **following** instruction
- Faults
 - Exception handler returns to the instruction that caused the exception, i.e., **re-execute** it!
- Aborts
 - Never returns to the program