

CSC 252: Computer Organization

Spring 2023: Lecture 17

Instructor: Yuhao Zhu

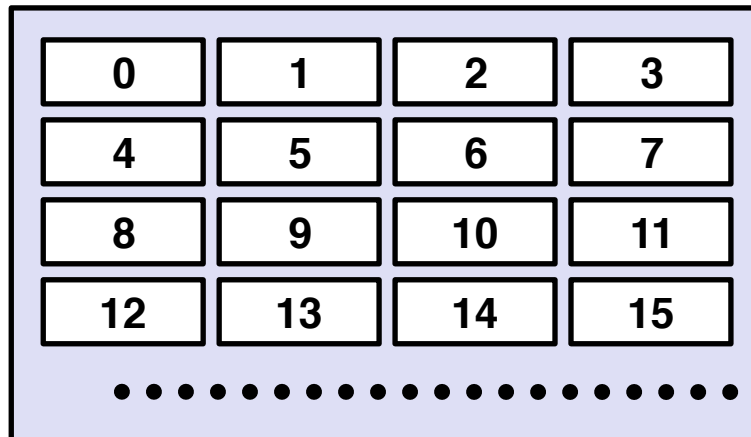
Department of Computer Science
University of Rochester

Cache Illustrations

CPU




Memory
(big but slow)

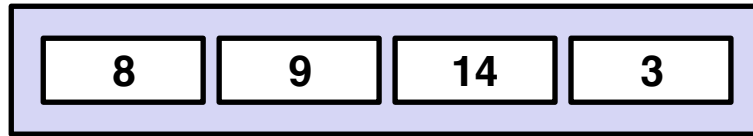


Cache Illustrations

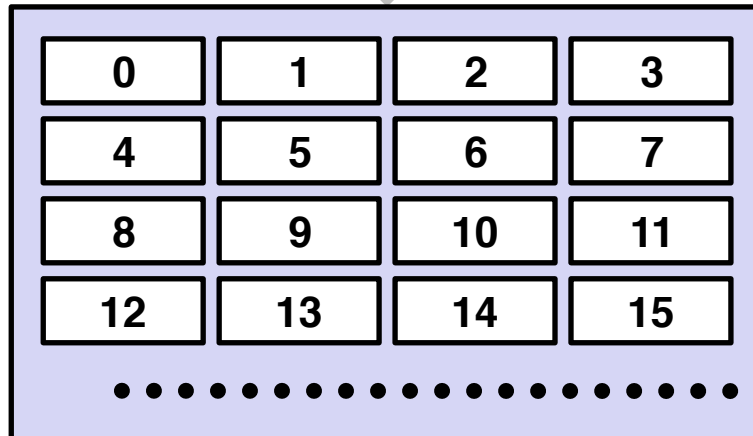
CPU



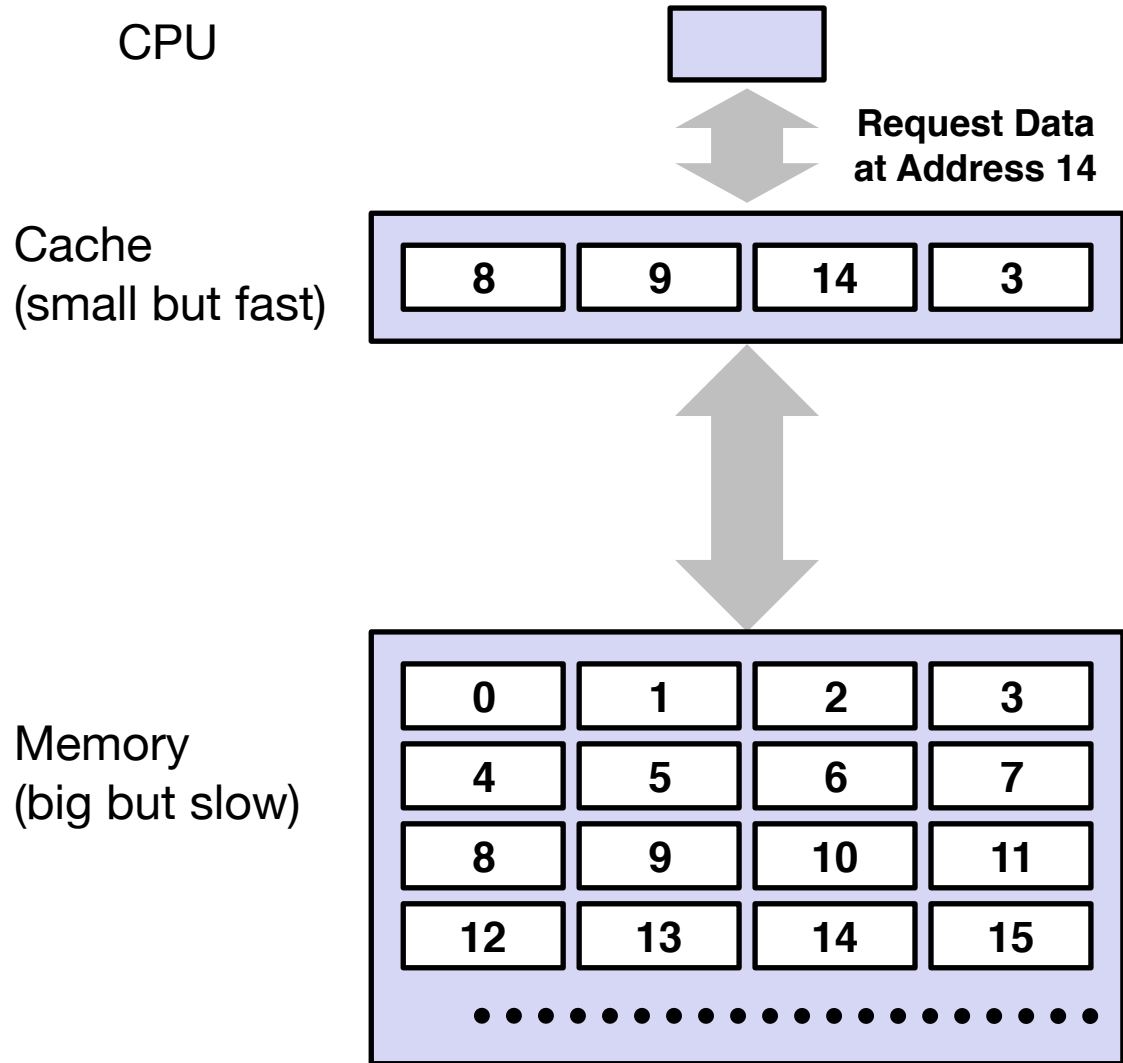
Cache
(small but fast)



Memory
(big but slow)

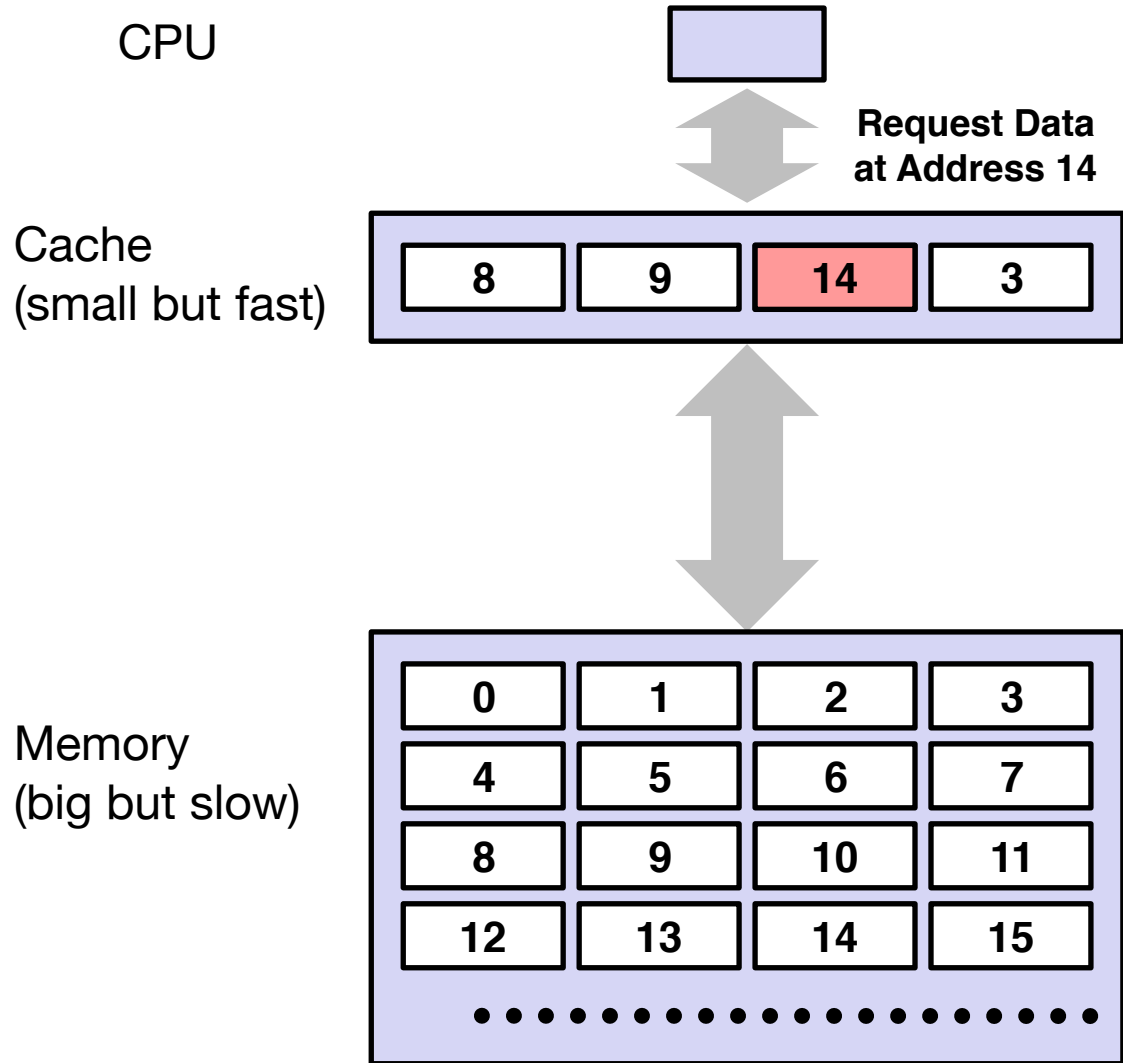


Cache Illustrations



Data in address b is needed

Cache Illustrations




Data in address b is needed

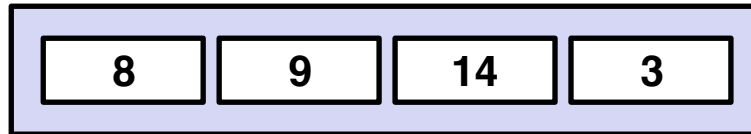
*Address b is in cache: **Hit!***

Cache Illustrations

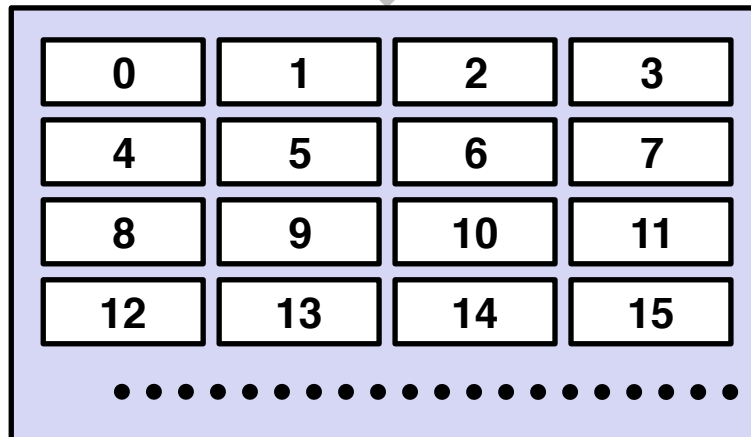
CPU



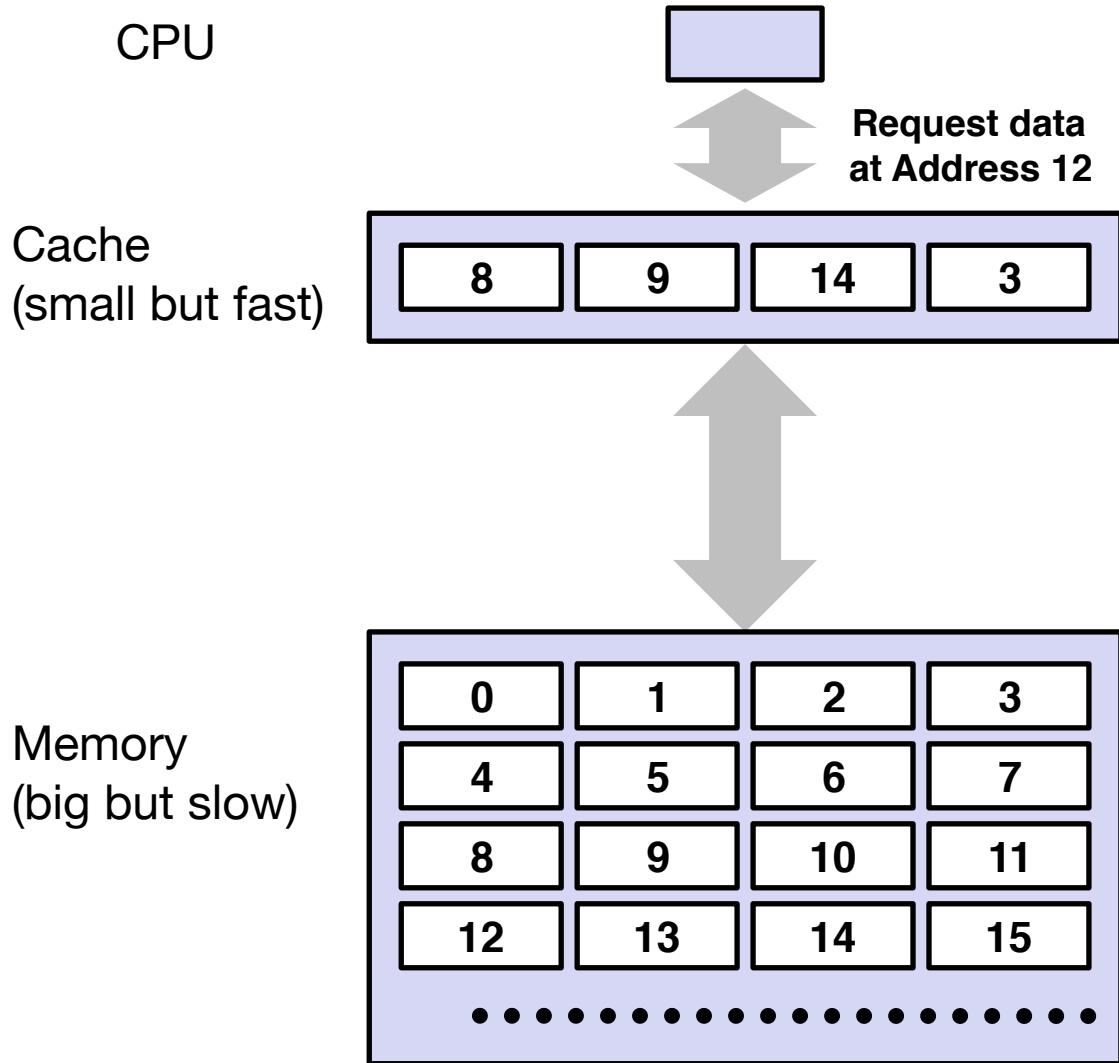
Cache
(small but fast)



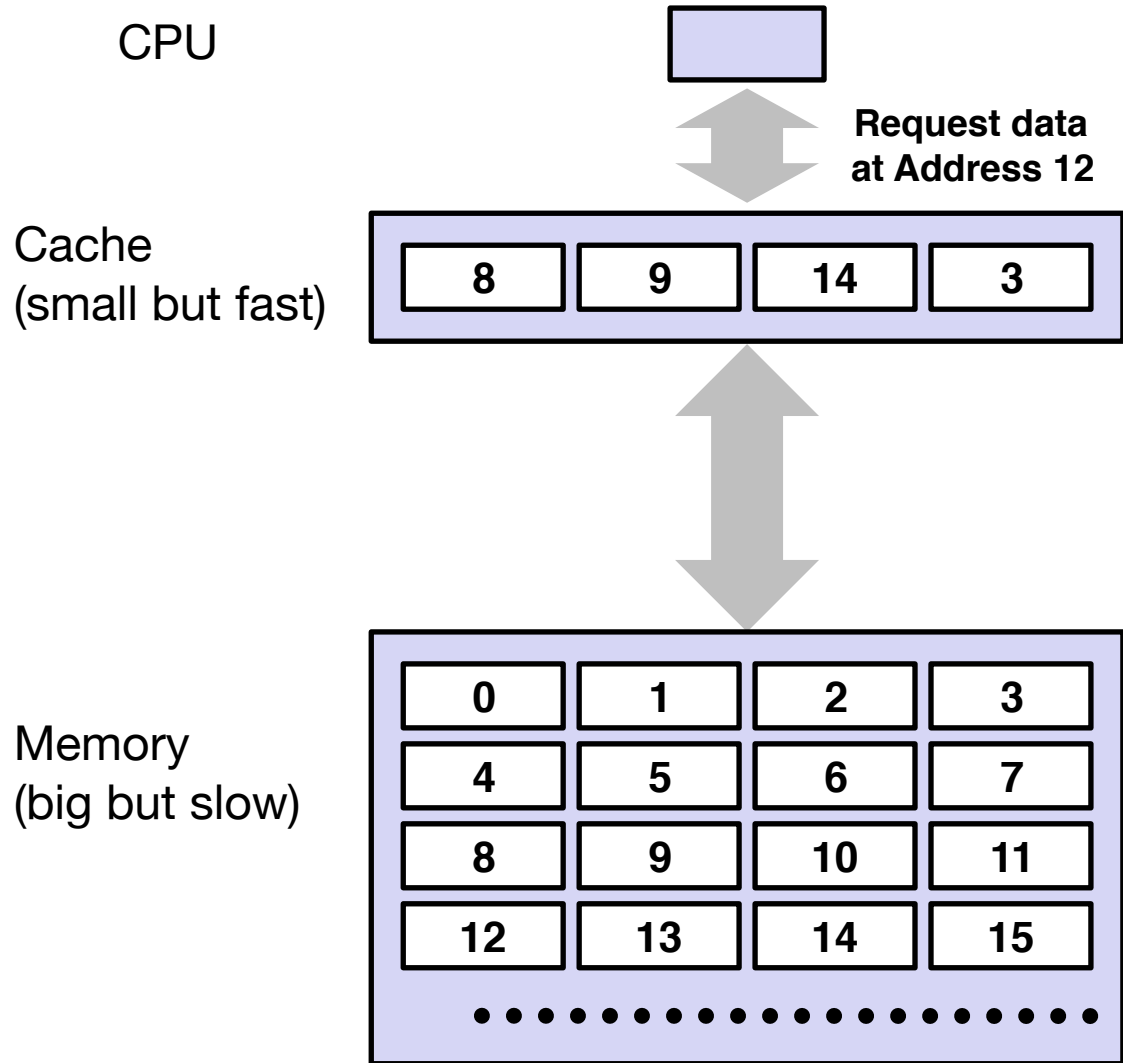
Memory
(big but slow)



Cache Illustrations



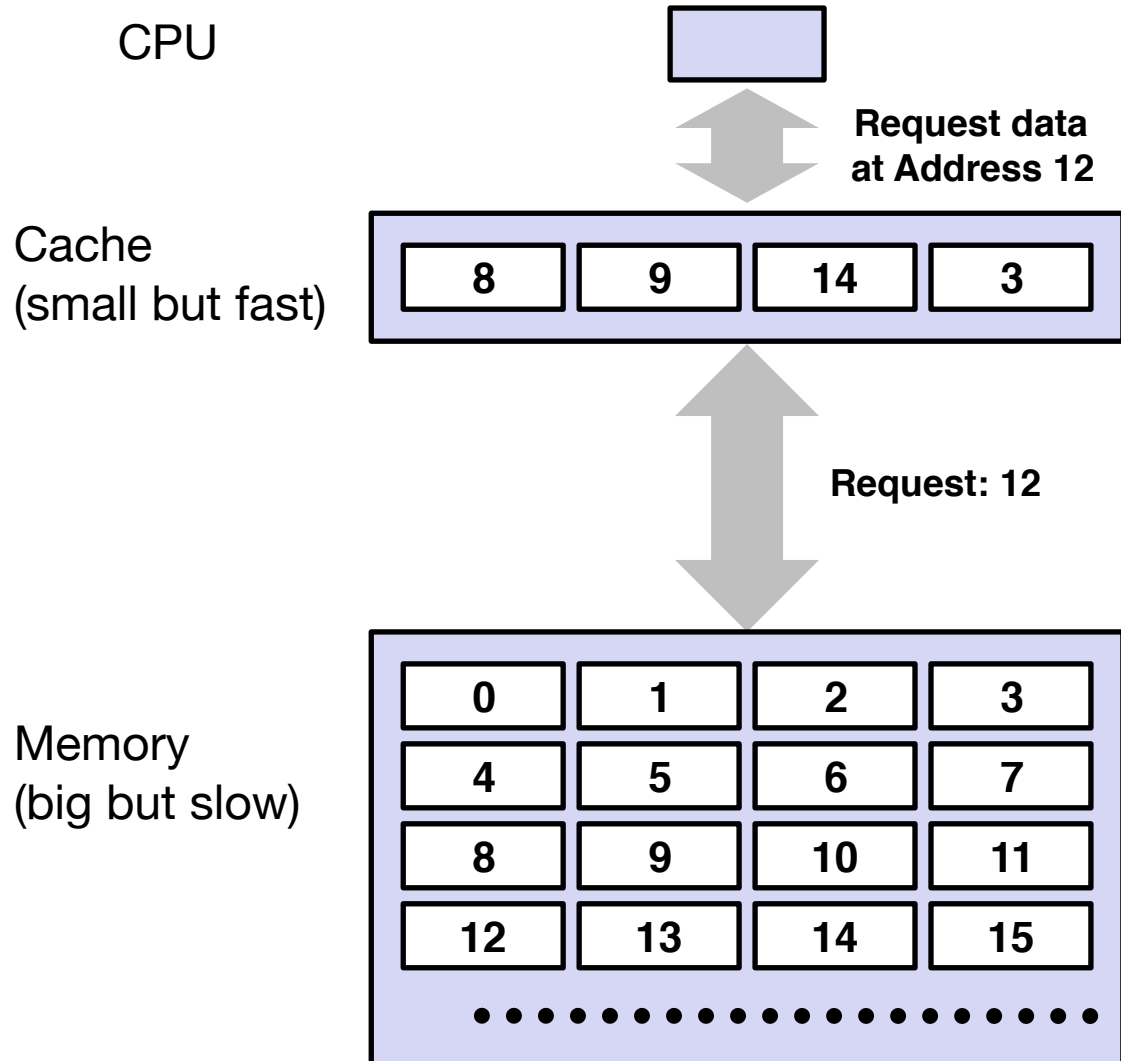
Cache Illustrations



Data in address b is needed

*Address b is not in
cache: **Miss!***

Cache Illustrations

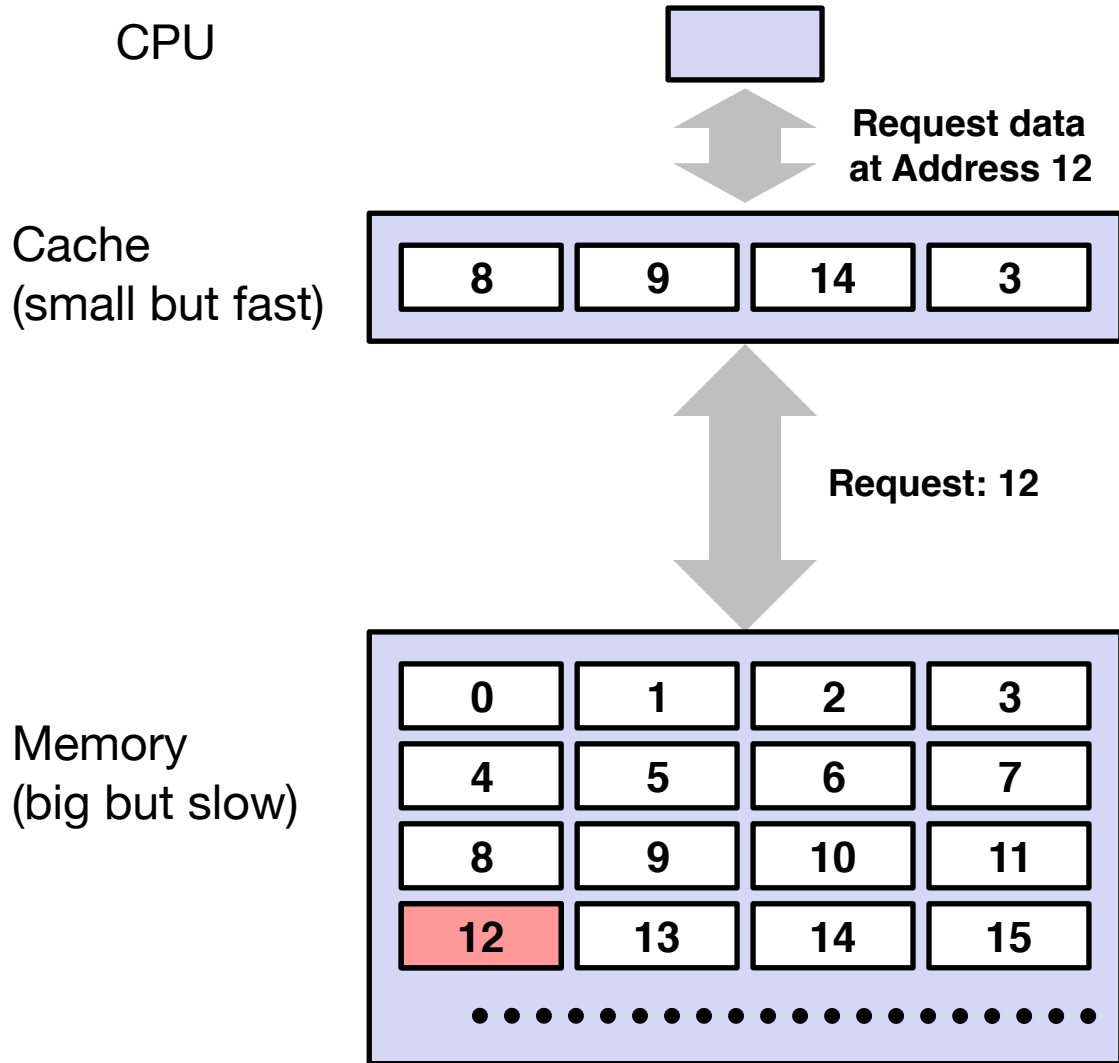


Data in address b is needed

*Address b is not in cache: **Miss!***

Address b is fetched from memory

Cache Illustrations

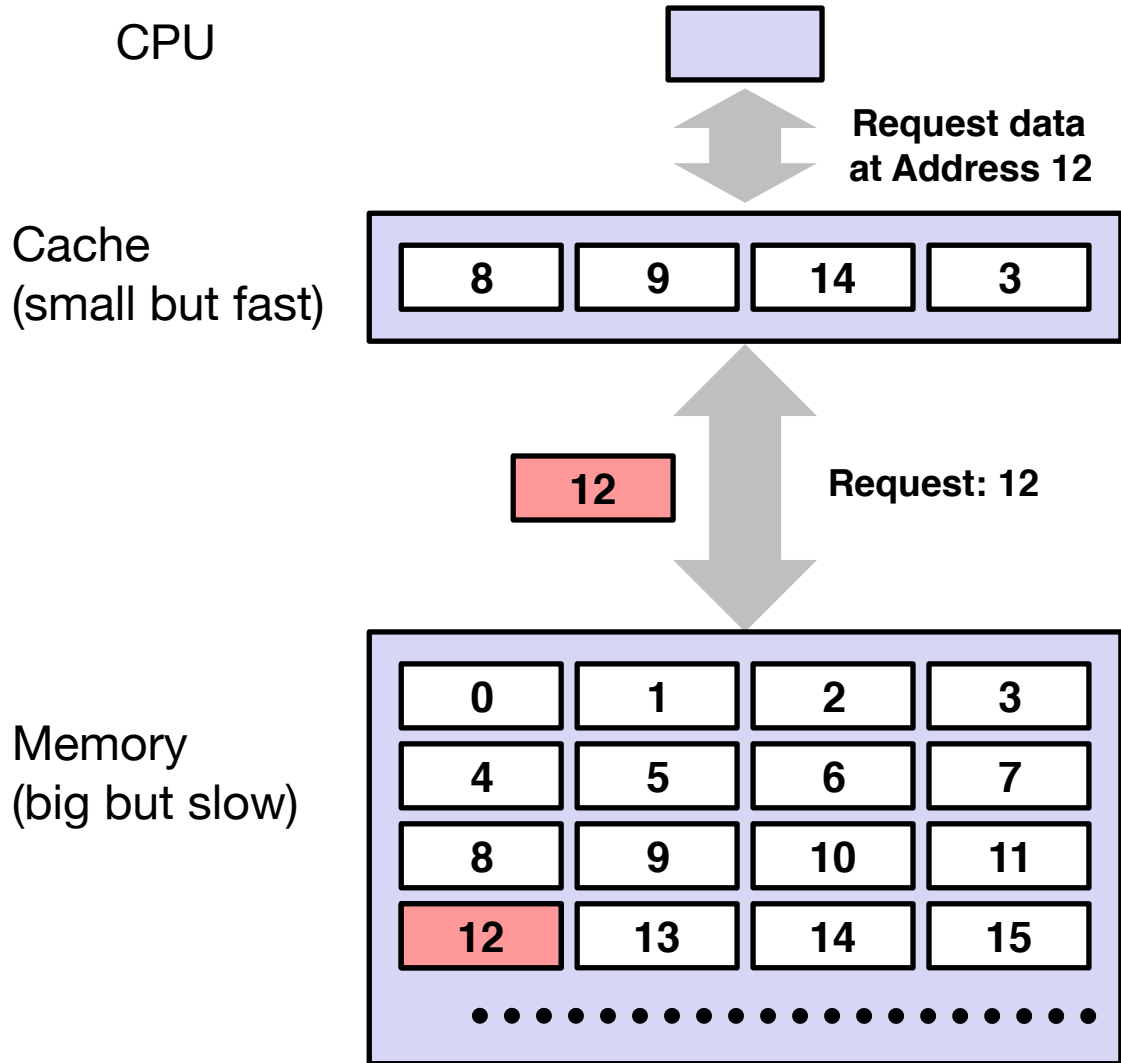


Data in address b is needed

*Address b is not in cache: **Miss!***

Address b is fetched from memory

Cache Illustrations

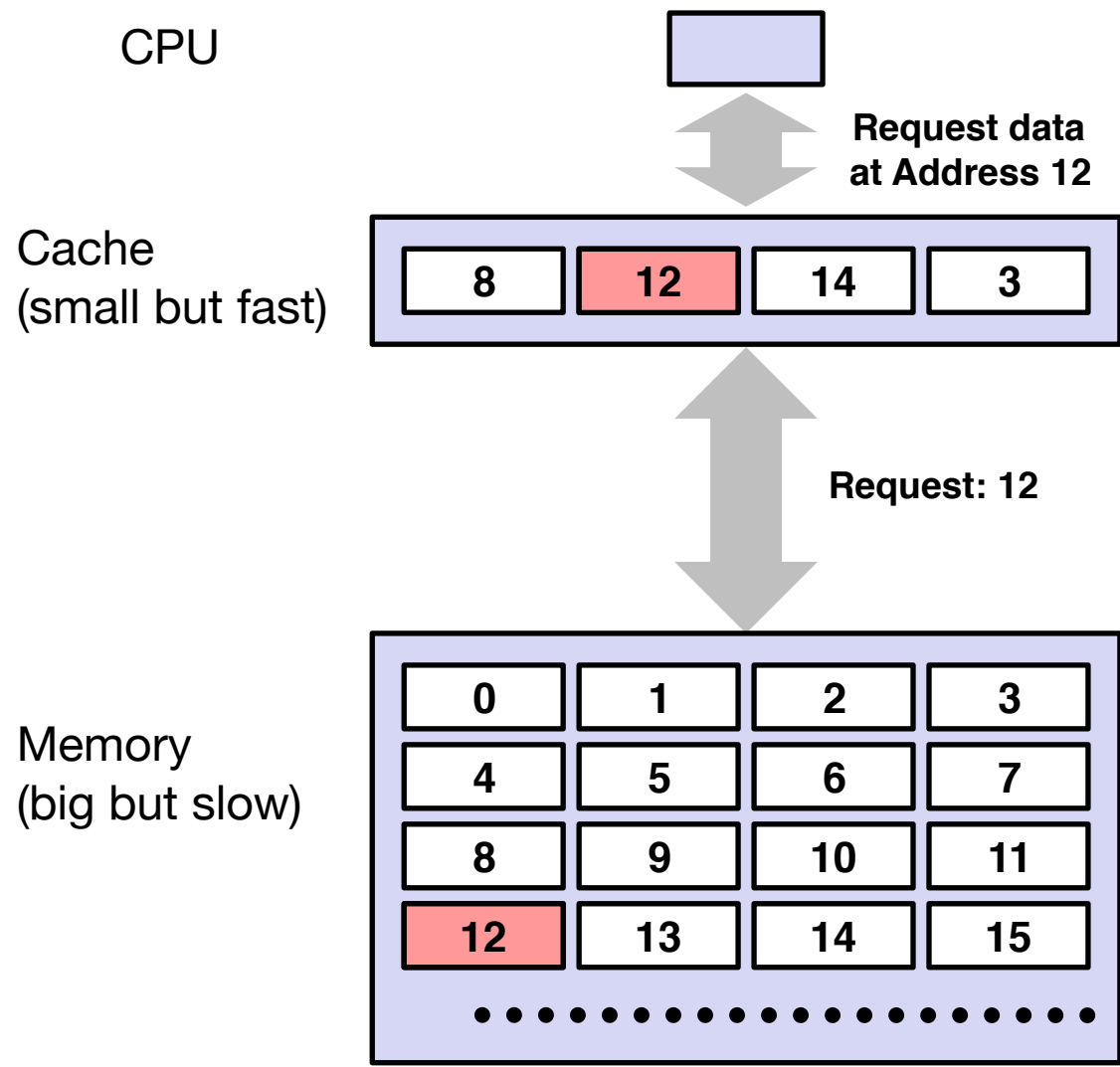


Data in address b is needed

*Address b is not in cache: **Miss!***

Address b is fetched from memory

Cache Illustrations



Data in address b is needed

*Address b is not in cache: **Miss!***

Address b is fetched from memory

Address b is stored in cache

Cache Hit Rate

- Cache hit is when you find the data in the cache
- Hit rate indicates the effectiveness of the cache

$$\text{Hit Rate} = \frac{\# \text{ Hits}}{\# \text{ Accesses}}$$

Two Fundamental Issues in Cache Management

- Finding the data in the cache
 - Given an address, how do we decide whether it's in the cache or not?
- Kicking data out of the cache
 - Cache is smaller than memory, so when there's no place left in the cache, we need to kick something out before we can put new data into it, but who to kick out?

A Simple Cache

Cache

| Content | Valid? |
|---------|--------|
| 00 | |
| 01 | |
| 10 | |
| 11 | |

Memory

| | |
|------|--|
| 0000 | |
| 0001 | |
| 0010 | |
| 0011 | |
| 0100 | |
| 0101 | |
| 0110 | |
| 0111 | |
| 1000 | |
| 1001 | |
| 1010 | |
| 1011 | |
| 1100 | |
| 1101 | |
| 1110 | |
| 1111 | |

- 16 memory locations
- 4 cache locations

A Simple Cache

Cache

| | Content | Valid? |
|----|---------|--------|
| 00 | | |
| 01 | | |
| 10 | | |
| 11 | | |

Memory

| | |
|------|--|
| 0000 | |
| 0001 | |
| 0010 | |
| 0011 | |
| 0100 | |
| 0101 | |
| 0110 | |
| 0111 | |
| 1000 | |
| 1001 | |
| 1010 | |
| 1011 | |
| 1100 | |
| 1101 | |
| 1110 | |
| 1111 | |

- 16 memory locations
- 4 cache locations
 - Also called **cache-line**

A Simple Cache

Cache

| | Content | Valid? |
|----|---------|--------|
| 00 | | |
| 01 | | |
| 10 | | |
| 11 | | |

Memory

| | |
|------|--|
| 0000 | |
| 0001 | |
| 0010 | |
| 0011 | |
| 0100 | |
| 0101 | |
| 0110 | |
| 0111 | |
| 1000 | |
| 1001 | |
| 1010 | |
| 1011 | |
| 1100 | |
| 1101 | |
| 1110 | |
| 1111 | |

- 16 memory locations
- 4 cache locations
 - Also called **cache-line**
 - Every location has a valid bit, indicating whether that location contains valid data; 0 initially.

A Simple Cache

Cache

| | Content | Valid? |
|----|---------|--------|
| 00 | | |
| 01 | | |
| 10 | | |
| 11 | | |

Memory

| | |
|------|--|
| 0000 | |
| 0001 | |
| 0010 | |
| 0011 | |
| 0100 | |
| 0101 | |
| 0110 | |
| 0111 | |
| 1000 | |
| 1001 | |
| 1010 | |
| 1011 | |
| 1100 | |
| 1101 | |
| 1110 | |
| 1111 | |

- 16 memory locations
- 4 cache locations
 - Also called **cache-line**
 - Every location has a valid bit, indicating whether that location contains valid data; 0 initially.
- For now, assume cache location size == memory location size == 1 B

A Simple Cache

Cache

| | Content | Valid? |
|----|---------|--------|
| 00 | | |
| 01 | | |
| 10 | | |
| 11 | | |

Memory

| | |
|------|--|
| 0000 | |
| 0001 | |
| 0010 | |
| 0011 | |
| 0100 | |
| 0101 | |
| 0110 | |
| 0111 | |
| 1000 | |
| 1001 | |
| 1010 | |
| 1011 | |
| 1100 | |
| 1101 | |
| 1110 | |
| 1111 | |

- 16 memory locations
- 4 cache locations
 - Also called **cache-line**
 - Every location has a valid bit, indicating whether that location contains valid data; 0 initially.
- For now, assume cache location size == memory location size == 1 B
- Assume each memory location can only reside in one cache-line

A Simple Cache

Cache

| | Content | Valid? |
|----|---------|--------|
| 00 | | |
| 01 | | |
| 10 | | |
| 11 | | |

Memory

| | |
|------|--|
| 0000 | |
| 0001 | |
| 0010 | |
| 0011 | |
| 0100 | |
| 0101 | |
| 0110 | |
| 0111 | |
| 1000 | |
| 1001 | |
| 1010 | |
| 1011 | |
| 1100 | |
| 1101 | |
| 1110 | |
| 1111 | |

- 16 memory locations
- 4 cache locations
 - Also called **cache-line**
 - Every location has a valid bit, indicating whether that location contains valid data; 0 initially.
- For now, assume cache location size == memory location size == 1 B
- Assume each memory location can only reside in one cache-line
- Cache is smaller than memory (obviously)

A Simple Cache

Cache

| | Content | Valid? |
|----|---------|--------|
| 00 | | |
| 01 | | |
| 10 | | |
| 11 | | |

Memory

| | |
|------|--|
| 0000 | |
| 0001 | |
| 0010 | |
| 0011 | |
| 0100 | |
| 0101 | |
| 0110 | |
| 0111 | |
| 1000 | |
| 1001 | |
| 1010 | |
| 1011 | |
| 1100 | |
| 1101 | |
| 1110 | |
| 1111 | |

- 16 memory locations
- 4 cache locations
 - Also called **cache-line**
 - Every location has a valid bit, indicating whether that location contains valid data; 0 initially.
- For now, assume cache location size == memory location size == 1 B
- Assume each memory location can only reside in one cache-line
- Cache is smaller than memory (obviously)
 - Thus, not all memory locations can be cached at the same time

Cache Placement

Cache

| | | |
|----|--|--|
| 00 | | |
| 01 | | |
| 10 | | |
| 11 | | |

Memory

| | |
|------|--|
| 0000 | |
| 0001 | |
| 0010 | |
| 0011 | |
| 0100 | |
| 0101 | |
| 0110 | |
| 0111 | |
| 1000 | |
| 1001 | |
| 1010 | |
| 1011 | |
| 1100 | |
| 1101 | |
| 1110 | |
| 1111 | |

- Given a memory addr, say 0x0001, we want to put the data there into the cache; where does the data go?
- How about pick an arbitrary location in cache?
- If so, how do we later find it?

Fully Associative Cache

Cache

| | | | |
|----|------|--|------|
| 00 | 0xEF | | 1000 |
| 01 | 0xAC | | 1001 |
| 10 | 0x06 | | 1010 |
| 11 | 0x70 | | 1101 |

Content Valid? Tag

Memory

| | |
|------|------|
| 0000 | |
| 0001 | |
| 0010 | |
| 0011 | |
| 0100 | |
| 0101 | |
| 0110 | |
| 0111 | |
| 1000 | 0xEF |
| 1001 | 0xAC |
| 1010 | 0x06 |
| 1011 | |
| 1100 | |
| 1101 | 0x70 |
| 1110 | |
| 1111 | |

- Every memory location can be mapped to any cache line in the cache.

Fully Associative Cache

Cache

| | | | |
|----|------|--|------|
| 00 | 0xEF | | 1000 |
| 01 | 0xAC | | 1001 |
| 10 | 0x06 | | 1010 |
| 11 | 0x70 | | 1101 |

Content Valid? Tag

Memory

| | |
|------|------|
| 0000 | |
| 0001 | |
| 0010 | |
| 0011 | |
| 0100 | |
| 0101 | |
| 0110 | |
| 0111 | |
| 1000 | 0xEF |
| 1001 | 0xAC |
| 1010 | 0x06 |
| 1011 | |
| 1100 | |
| 1101 | 0x70 |
| 1110 | |
| 1111 | |

- Every memory location can be mapped to any cache line in the cache.
- Given a request to address A from the CPU, detecting cache hit/miss requires:
 - Comparing address A with all four tags in the cache (a.k.a., associative search)

Fully Associative Cache

Cache

| | | | |
|----|------|--|------|
| 00 | 0xEF | | 1000 |
| 01 | 0xAC | | 1001 |
| 10 | 0x06 | | 1010 |
| 11 | 0x70 | | 1101 |

Content Valid? Tag

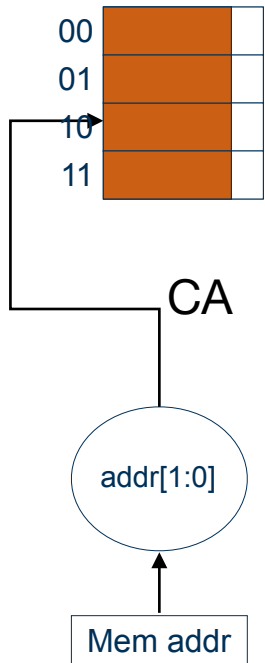
Memory

| | |
|------|------|
| 0000 | |
| 0001 | |
| 0010 | |
| 0011 | |
| 0100 | |
| 0101 | |
| 0110 | |
| 0111 | |
| 1000 | 0xEF |
| 1001 | 0xAC |
| 1010 | 0x06 |
| 1011 | |
| 1100 | |
| 1101 | 0x70 |
| 1110 | |
| 1111 | |

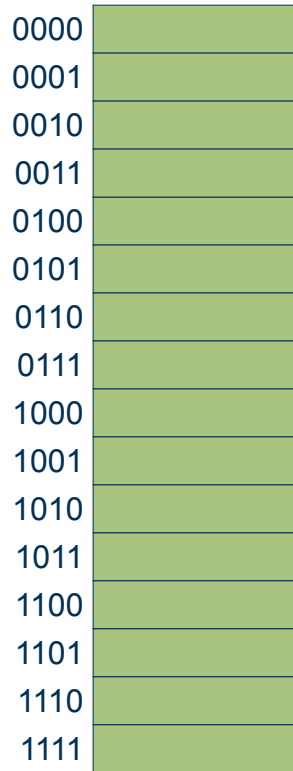
- Every memory location can be mapped to any cache line in the cache.
- Given a request to address A from the CPU, detecting cache hit/miss requires:
 - Comparing address A with all four tags in the cache (a.k.a., associative search)
- Can we reduce the overhead?

Direct-Mapped Cache

Cache



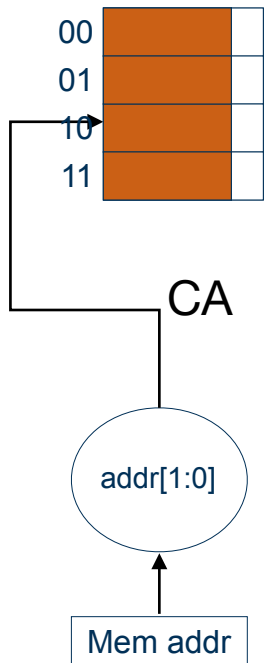
Memory



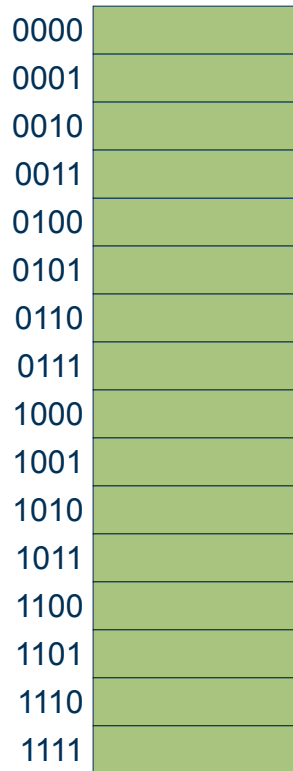
- Direct-Mapped Cache
 - $CA = ADDR[1], ADDR[0]$
- Multiple addresses can be mapped to the same location

Direct-Mapped Cache

Cache



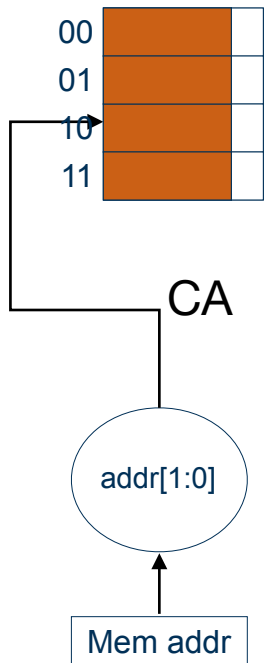
Memory




- Direct-Mapped Cache
 - $CA = ADDR[1], ADDR[0]$
- Multiple addresses can be mapped to the same location
 - E.g., 0010 and 1010

Direct-Mapped Cache

Cache



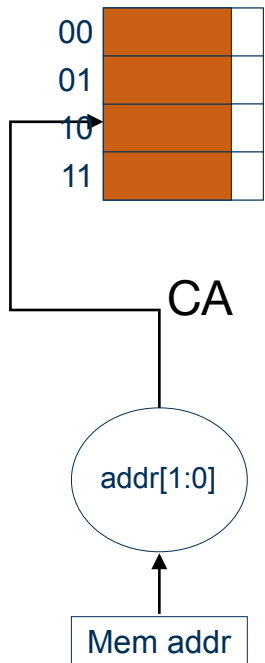
Memory




- Direct-Mapped Cache
 - $CA = ADDR[1], ADDR[0]$
- Multiple addresses can be mapped to the same location
 - E.g., 0010 and 1010
- How do we differentiate between different memory locations that are mapped to the same cache location?

Direct-Mapped Cache

Cache



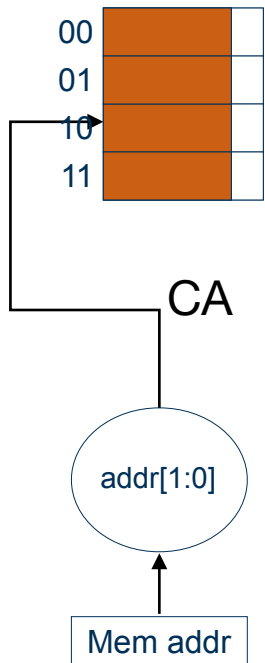
Memory




- Direct-Mapped Cache
 - $CA = ADDR[1], ADDR[0]$
- Multiple addresses can be mapped to the same location
 - E.g., 0010 and 1010
- How do we differentiate between different memory locations that are mapped to the same cache location?
 - Add a tag field for that purpose

Direct-Mapped Cache

Cache

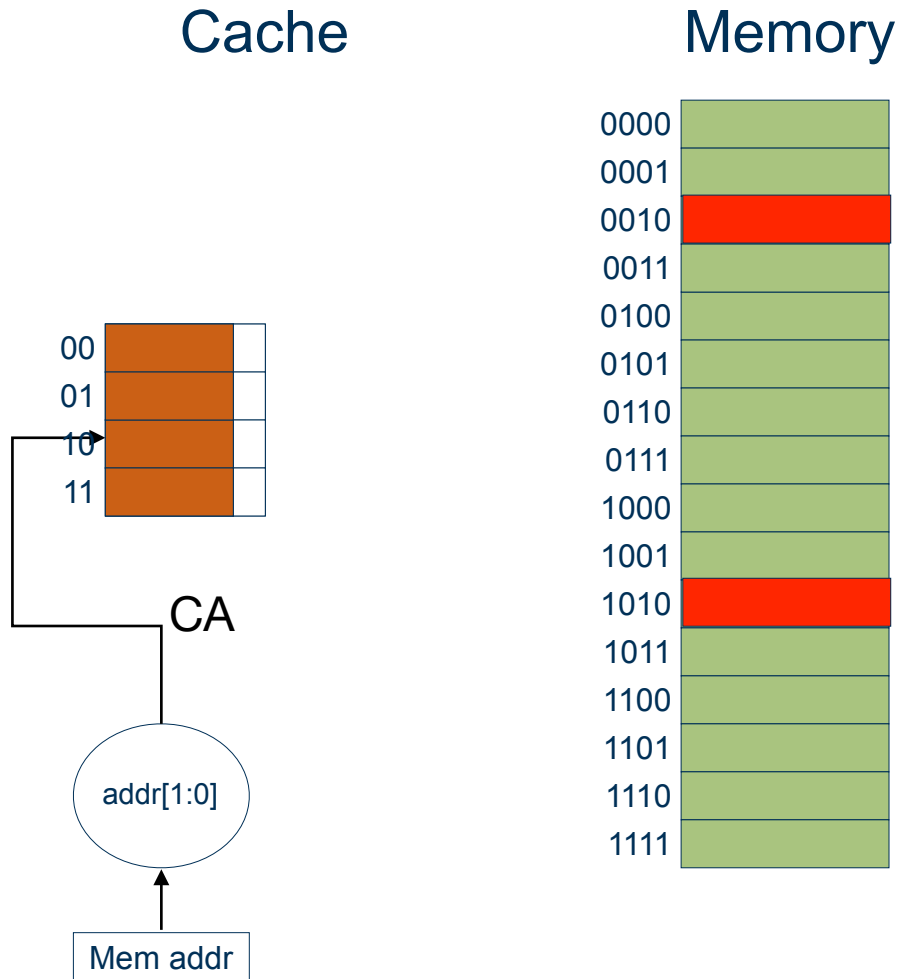


Memory



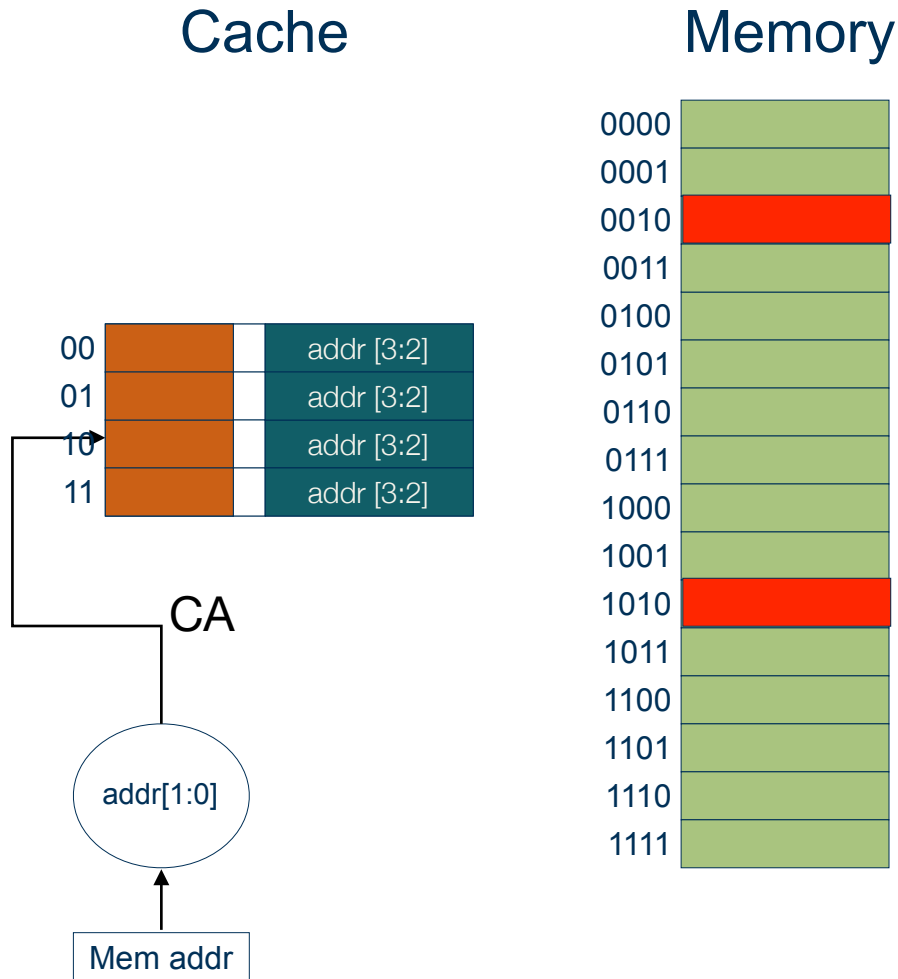
- Direct-Mapped Cache
 - $CA = ADDR[1], ADDR[0]$
- Multiple addresses can be mapped to the same location
 - E.g., 0010 and 1010
- How do we differentiate between different memory locations that are mapped to the same cache location?
 - Add a tag field for that purpose
 - What should the tag field be?

Direct-Mapped Cache



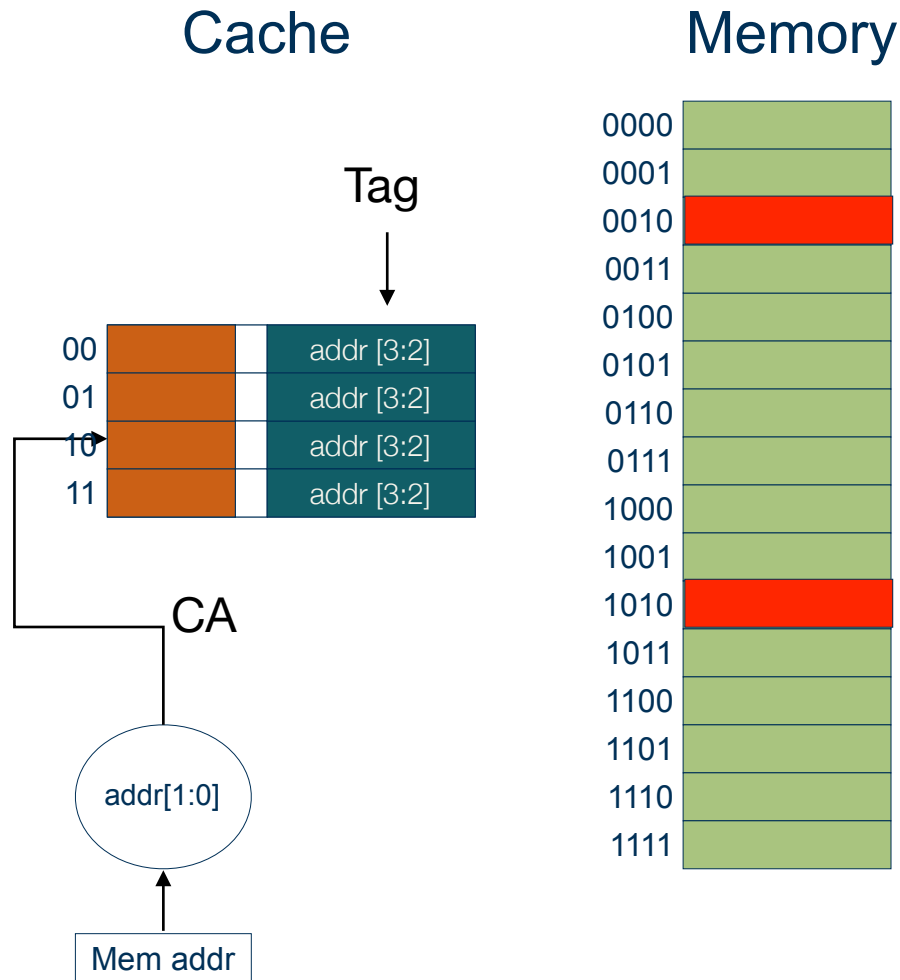
- Direct-Mapped Cache
 - $CA = ADDR[1], ADDR[0]$
- Multiple addresses can be mapped to the same location
 - E.g., 0010 and 1010
- How do we differentiate between different memory locations that are mapped to the same cache location?
 - Add a tag field for that purpose
 - What should the tag field be?
 - ADDR[3] and ADDR[2] in this particular example

Direct-Mapped Cache



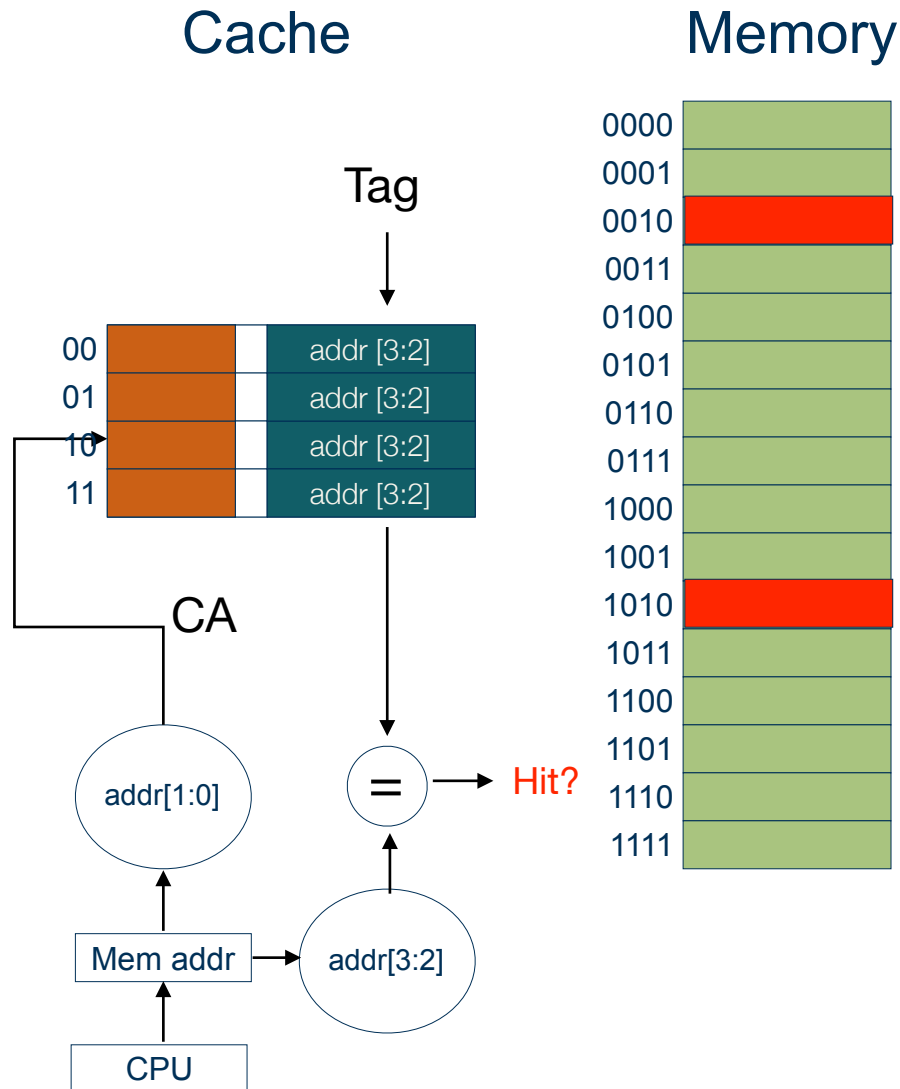
- Direct-Mapped Cache
 - $CA = ADDR[1], ADDR[0]$
- Multiple addresses can be mapped to the same location
 - E.g., 0010 and 1010
- How do we differentiate between different memory locations that are mapped to the same cache location?
 - Add a tag field for that purpose
 - What should the tag field be?
 - $ADDR[3]$ and $ADDR[2]$ in this particular example

Direct-Mapped Cache



- Direct-Mapped Cache
 - $CA = ADDR[1], ADDR[0]$
- Multiple addresses can be mapped to the same location
 - E.g., 0010 and 1010
- How do we differentiate between different memory locations that are mapped to the same cache location?
 - Add a tag field for that purpose
 - What should the tag field be?
 - ADDR[3] and ADDR[2] in this particular example

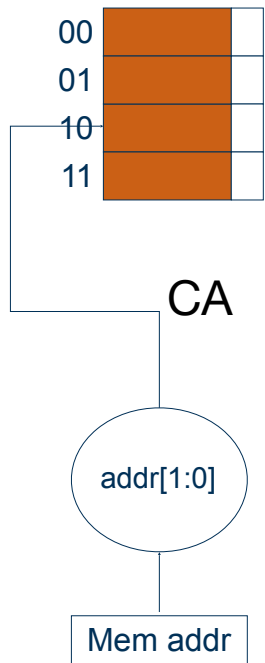
Direct-Mapped Cache



- Direct-Mapped Cache
 - $CA = ADDR[1], ADDR[0]$
- Multiple addresses can be mapped to the same location
 - E.g., 0010 and 1010
- How do we differentiate between different memory locations that are mapped to the same cache location?
 - Add a tag field for that purpose
 - What should the tag field be?
 - $ADDR[3]$ and $ADDR[2]$ in this particular example

Direct-Mapped Cache

Cache

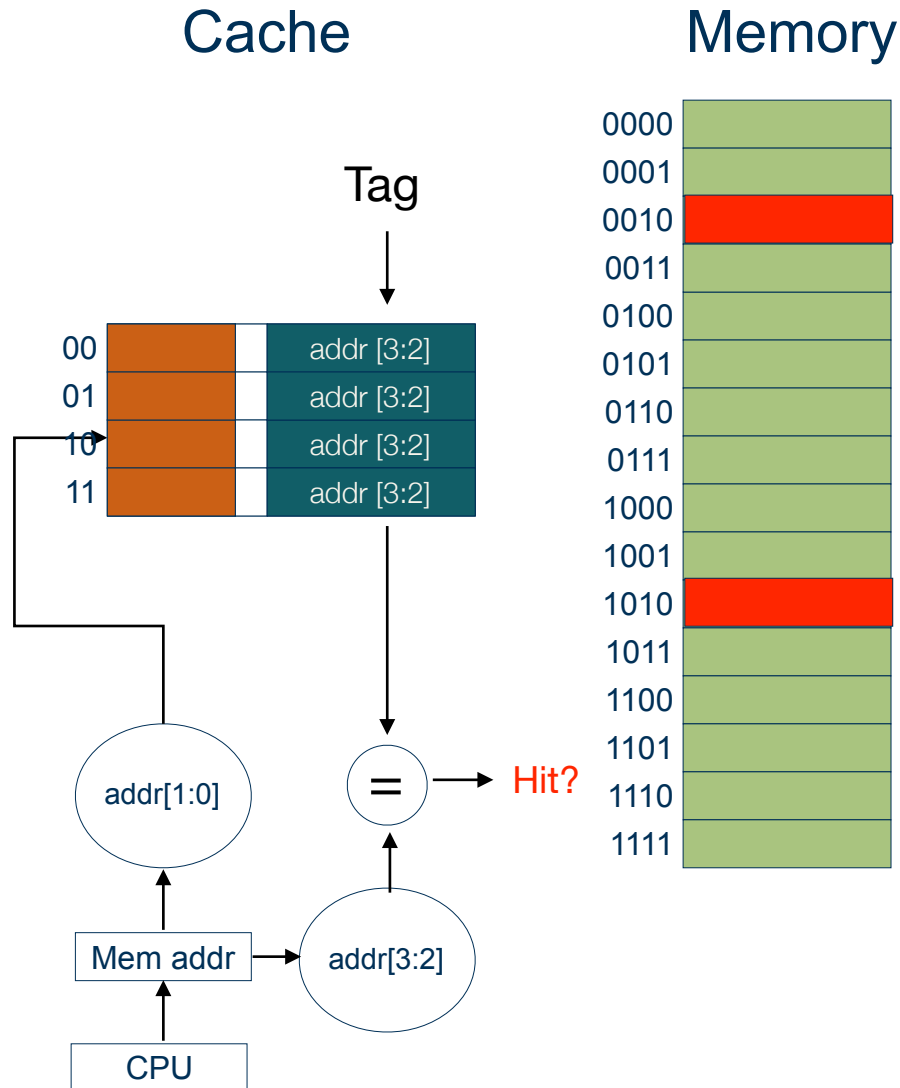


Memory

| | |
|------|--|
| 0000 | |
| 0001 | |
| 0010 | |
| 0011 | |
| 0100 | |
| 0101 | |
| 0110 | |
| 0111 | |
| 1000 | |
| 1001 | |
| 1010 | |
| 1011 | |
| 1100 | |
| 1101 | |
| 1110 | |
| 1111 | |

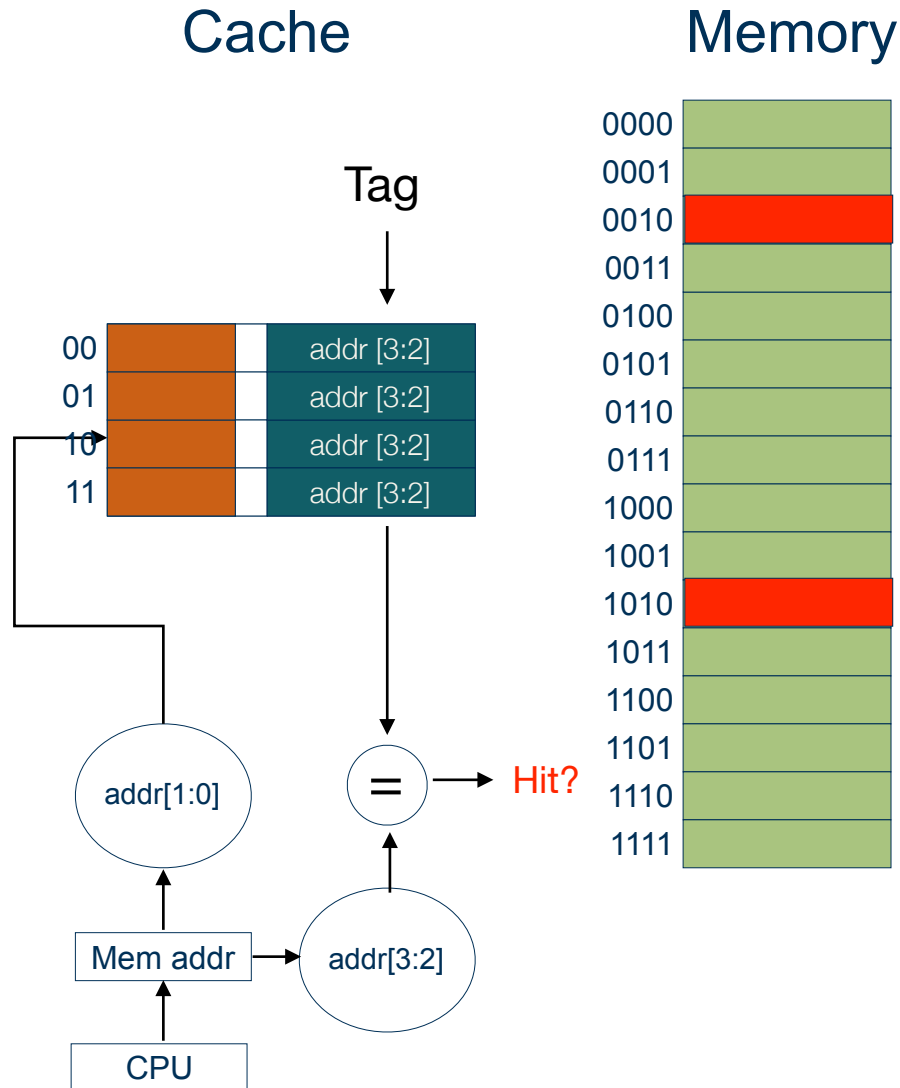
- Why use the lower two bits?
- Six combinations in total
 - $CA = ADDR[3], ADDR[2]$
 - $CA = ADDR[3], ADDR[1]$
 - $CA = ADDR[3], ADDR[0]$
 - $CA = ADDR[2], ADDR[1]$
 - $CA = ADDR[2], ADDR[0]$
 - $CA = ADDR[1], ADDR[0]$
- How about using $ADDR[3], ADDR[2]$?

Direct-Mapped Cache



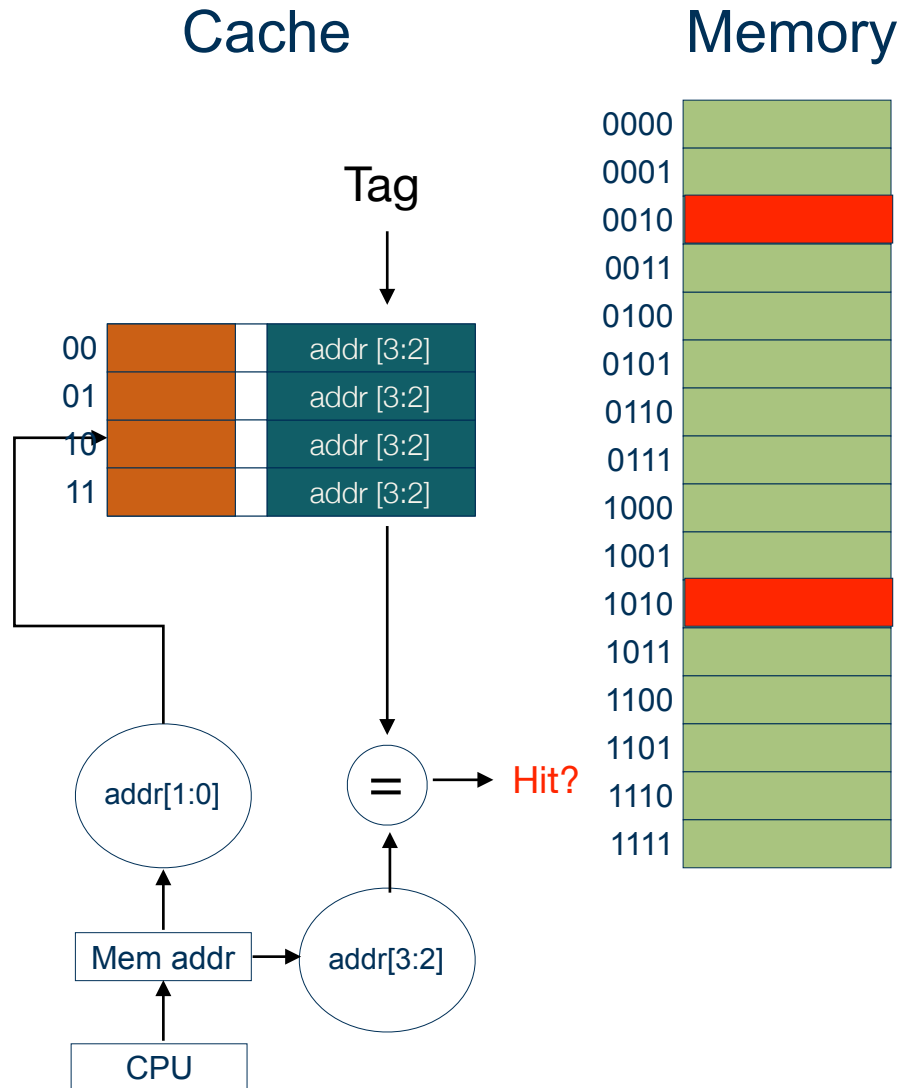
- Limitation: each memory location can be mapped to only one cache location.

Direct-Mapped Cache



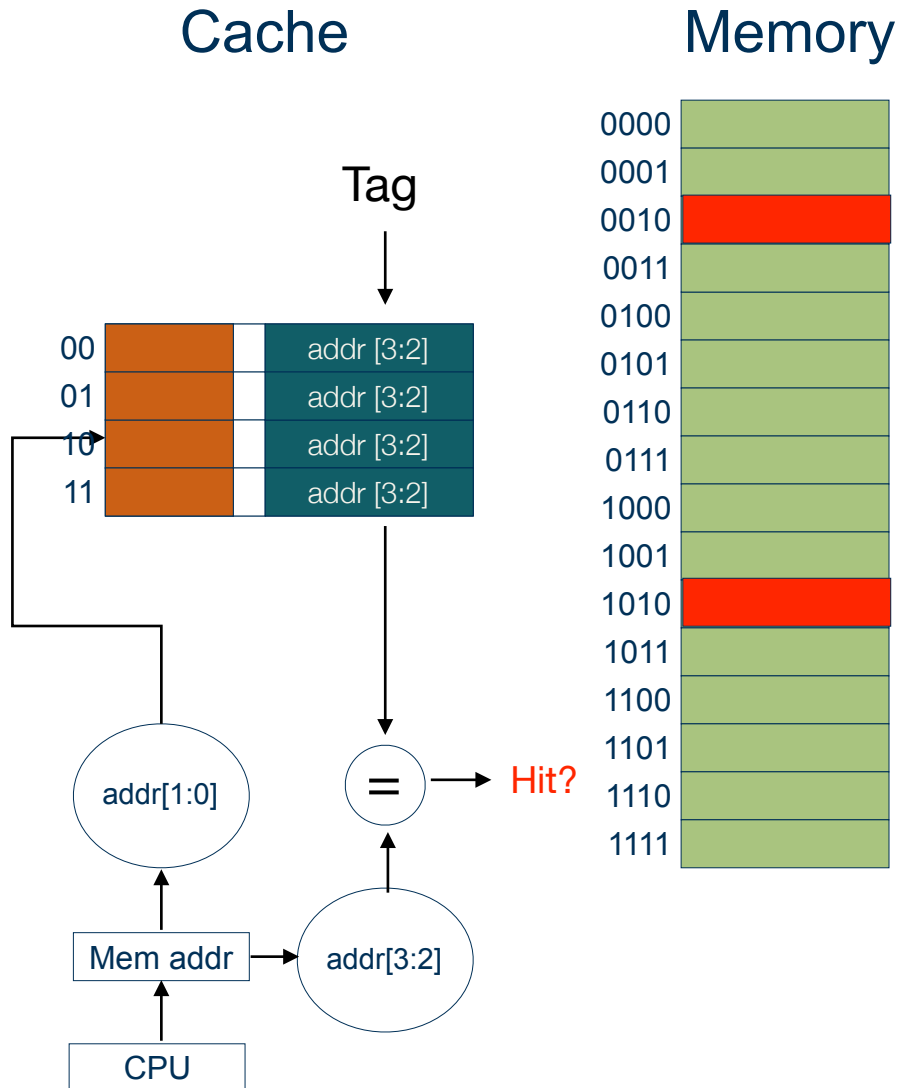
- Limitation: each memory location can be mapped to only one cache location.
- This leads to a lot of conflicts.

Direct-Mapped Cache



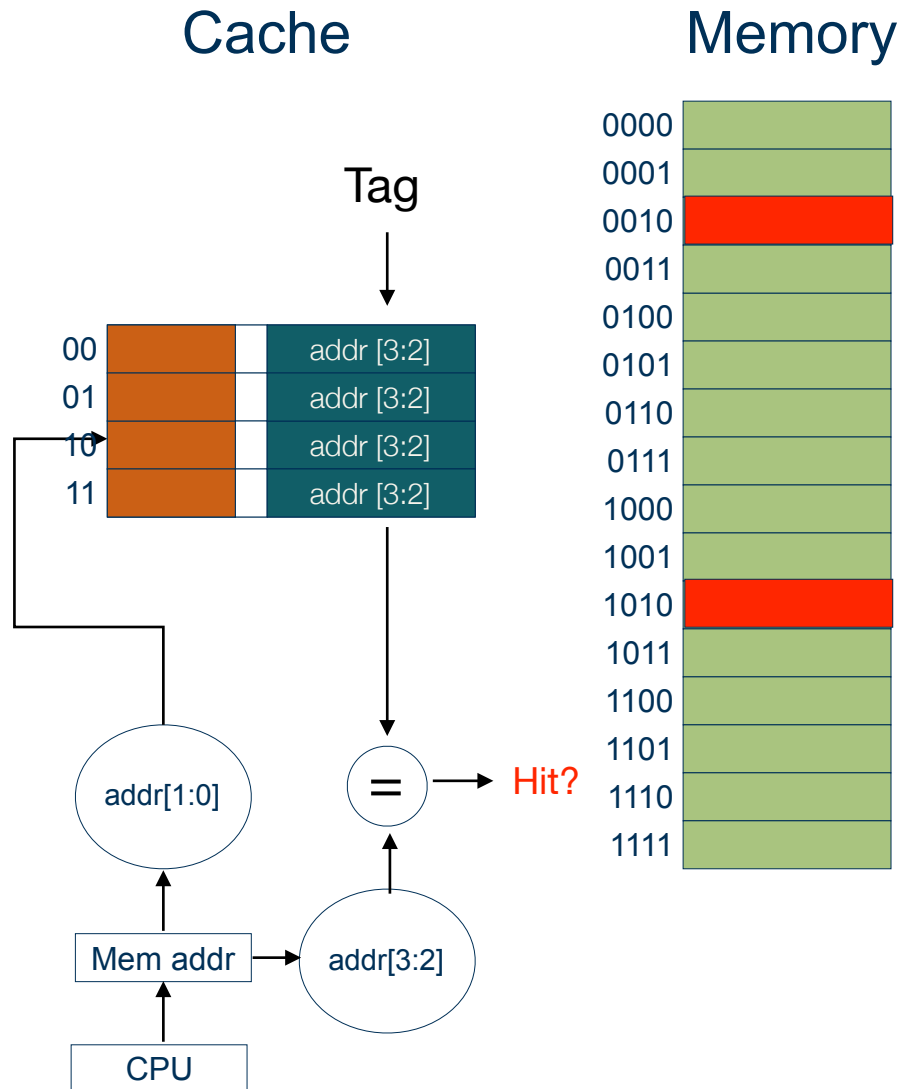
- Limitation: each memory location can be mapped to only one cache location.
- This leads to a lot of conflicts.
- How do we improve this?

Direct-Mapped Cache



- Limitation: each memory location can be mapped to only one cache location.
- This leads to a lot of conflicts.
- How do we improve this?
- Can each memory location have the flexibility to be mapped to different cache locations?

Direct-Mapped Cache



- Limitation: each memory location can be mapped to only one cache location.
- This leads to a lot of conflicts.
- How do we improve this?
- Can each memory location have the flexibility to be mapped to different cache locations?
 - Fully associative cache does this, but comes with the overhead of requiring more comparisons.

A Middle Ground: 2-Way Associative Cache



- 4 cache lines are organized into two sets; each set has 2 cache lines (i.e., 2 ways)

| | |
|------|------|
| 0000 | |
| 0001 | |
| 0010 | |
| 0011 | |
| 0100 | |
| 0101 | |
| 0110 | |
| 0111 | |
| 1000 | 0xEF |
| 1001 | 0xAC |
| 1010 | 0x06 |
| 1011 | |
| 1100 | |
| 1101 | 0x70 |
| 1110 | |
| 1111 | |

A Middle Ground: 2-Way Associative Cache



- 4 cache lines are organized into two sets; each set has 2 cache lines (i.e., 2 ways)
- Even address go to first set and odd addresses go to the second set

| | |
|------|------|
| 0000 | |
| 0001 | |
| 0010 | |
| 0011 | |
| 0100 | |
| 0101 | |
| 0110 | |
| 0111 | |
| 1000 | 0xEF |
| 1001 | 0xAC |
| 1010 | 0x06 |
| 1011 | |
| 1100 | |
| 1101 | 0x70 |
| 1110 | |
| 1111 | |

A Middle Ground: 2-Way Associative Cache



- 4 cache lines are organized into two sets; each set has 2 cache lines (i.e., 2 ways)
- Even address go to first set and odd addresses go to the second set
- Each address can be mapped to either cache line in the same set
 - Using the LSB to find the set (i.e., odd vs. even)
 - Tag now stores the higher 3 bits instead of the entire address

| | |
|------|------|
| 0000 | |
| 0001 | |
| 0010 | |
| 0011 | |
| 0100 | |
| 0101 | |
| 0110 | |
| 0111 | |
| 1000 | 0xEF |
| 1001 | 0xAC |
| 1010 | 0x06 |
| 1011 | |
| 1100 | |
| 1101 | 0x70 |
| 1110 | |
| 1111 | |

2-Way Associative Cache



- Given a request to address, say 1011, from the CPU, detecting cache hit/miss requires:

| | |
|------|------|
| 0000 | |
| 0001 | |
| 0010 | |
| 0011 | |
| 0100 | |
| 0101 | |
| 0110 | |
| 0111 | |
| 1000 | 0xEF |
| 1001 | 0xAC |
| 1010 | 0x06 |
| 1011 | |
| 1100 | |
| 1101 | 0x70 |
| 1110 | |
| 1111 | |

2-Way Associative Cache



- Given a request to address, say 1011, from the CPU, detecting cache hit/miss requires:
 - Using the LSB to index into the cache and find the corresponding set, in this case set 1

| | |
|------|------|
| 0000 | |
| 0001 | |
| 0010 | |
| 0011 | |
| 0100 | |
| 0101 | |
| 0110 | |
| 0111 | |
| 1000 | 0xEF |
| 1001 | 0xAC |
| 1010 | 0x06 |
| 1011 | |
| 1100 | |
| 1101 | 0x70 |
| 1110 | |
| 1111 | |

2-Way Associative Cache



- Given a request to address, say 1011, from the CPU, detecting cache hit/miss requires:
 - Using the LSB to index into the cache and find the corresponding set, in this case set 1
 - Then do an associative search in that set, i.e., compare the highest 3 bits 101 with both tags in set 1

| | |
|------|------|
| 0000 | |
| 0001 | |
| 0010 | |
| 0011 | |
| 0100 | |
| 0101 | |
| 0110 | |
| 0111 | |
| 1000 | 0xEF |
| 1001 | 0xAC |
| 1010 | 0x06 |
| 1011 | |
| 1100 | |
| 1101 | 0x70 |
| 1110 | |
| 1111 | |

2-Way Associative Cache



- Given a request to address, say 1011, from the CPU, detecting cache hit/miss requires:
 - Using the LSB to index into the cache and find the corresponding set, in this case set 1
 - Then do an associative search in that set, i.e., compare the highest 3 bits 101 with both tags in set 1
 - Only two comparisons required

| | |
|------|------|
| 0000 | |
| 0001 | |
| 0010 | |
| 0011 | |
| 0100 | |
| 0101 | |
| 0110 | |
| 0111 | |
| 1000 | 0xEF |
| 1001 | 0xAC |
| 1010 | 0x06 |
| 1011 | |
| 1100 | |
| 1101 | 0x70 |
| 1110 | |
| 1111 | |

Direct-Mapped (1-way Associative) Cache

| | | | |
|----|------|--|----|
| 00 | 0xEF | | 10 |
| 01 | 0xAC | | 10 |
| 10 | 0x06 | | 10 |
| 11 | | | |

Content Valid? Tag

- 4 cache lines are organized into four sets
- Each memory localization can only be mapped to one set
 - Using the 2 LSBs to find the set
 - Tag now stores the higher 2 bits

| | |
|------|------|
| 0000 | |
| 0001 | |
| 0010 | |
| 0011 | |
| 0100 | |
| 0101 | |
| 0110 | |
| 0111 | |
| 1000 | 0xEF |
| 1001 | 0xAC |
| 1010 | 0x06 |
| 1011 | |
| 1100 | |
| 1101 | 0x70 |
| 1110 | |
| 1111 | |

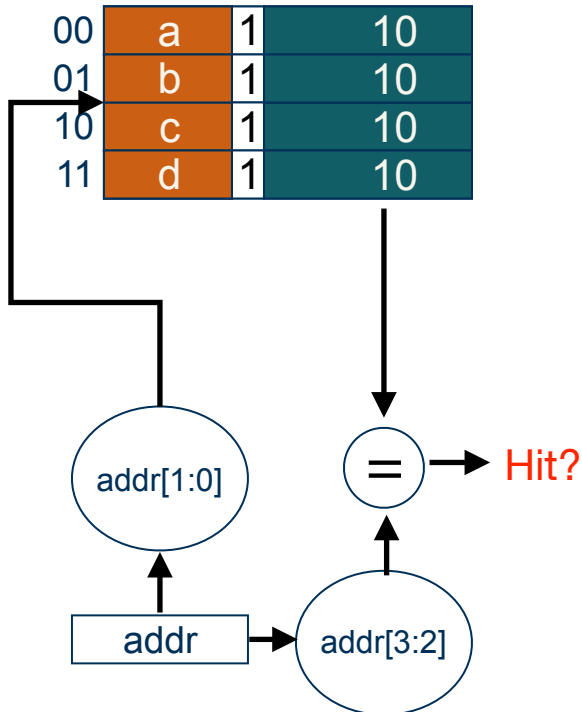
Associative verses Direct Mapped Trade-offs

Associative verses Direct Mapped Trade-offs

- Direct-Mapped cache
 - Generally lower hit rate
 - Simpler, Faster

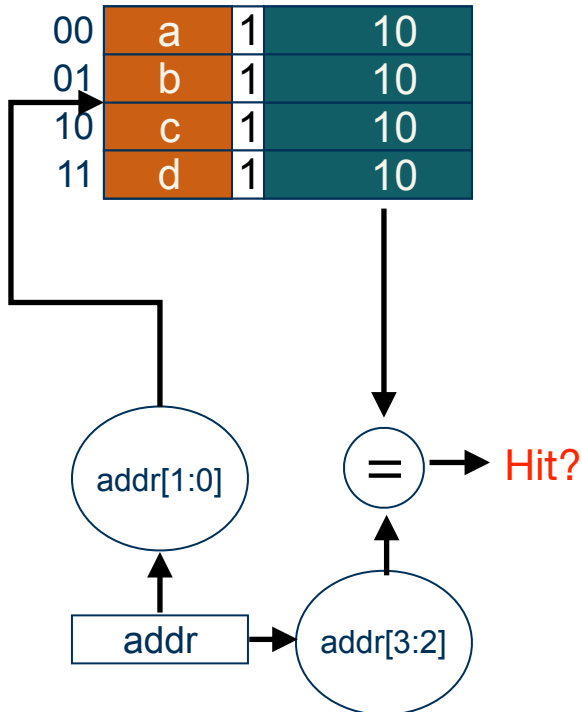
Associative verses Direct Mapped Trade-offs

- Direct-Mapped cache
 - Generally lower hit rate
 - Simpler, Faster



Associative verses Direct Mapped Trade-offs

- Direct-Mapped cache
 - Generally lower hit rate
 - Simpler, Faster
- Associative cache
 - Generally higher hit rate. Better utilization of cache resources
 - Slower and higher power consumption. Why?

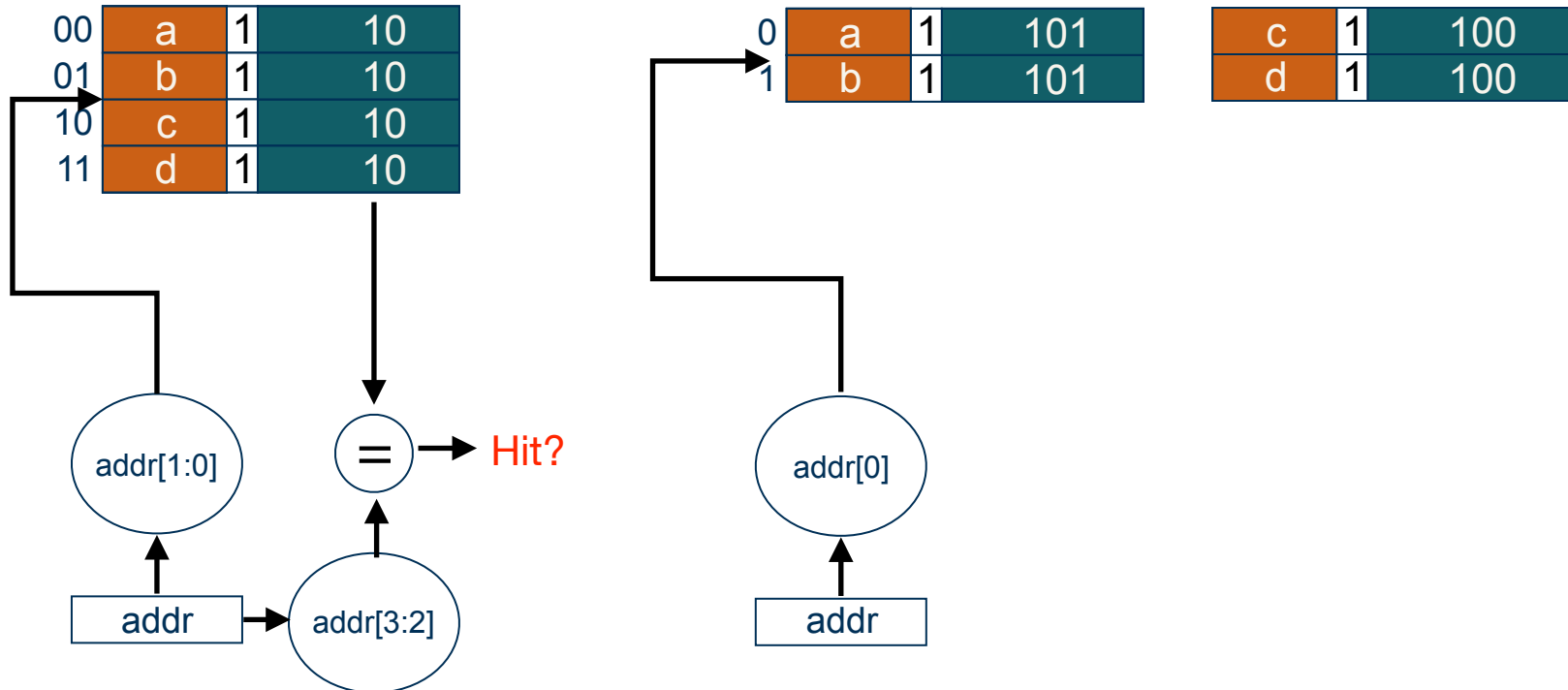


| | | | |
|---|---|---|-----|
| 0 | a | 1 | 101 |
| 1 | b | 1 | 101 |

| | | |
|---|---|-----|
| c | 1 | 100 |
| d | 1 | 100 |

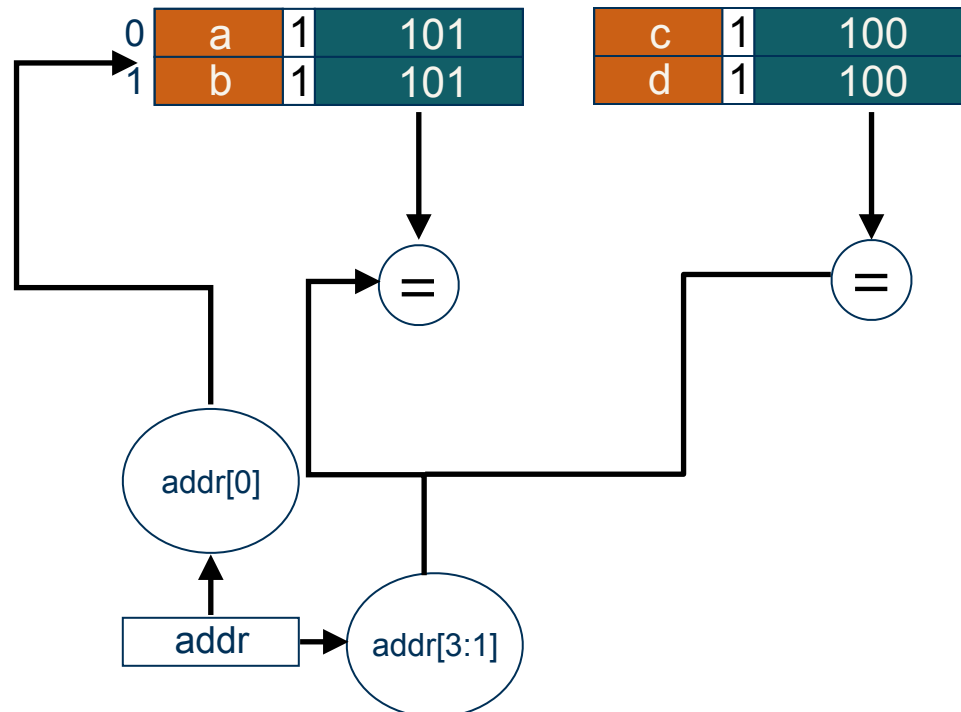
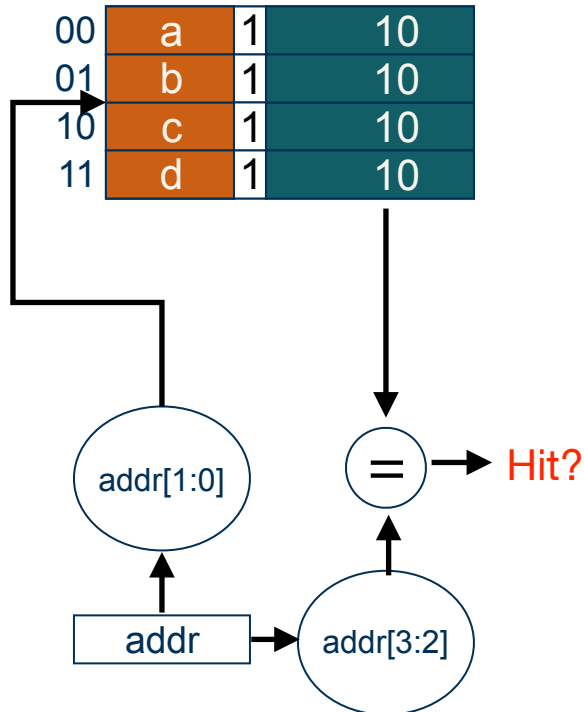
Associative verses Direct Mapped Trade-offs

- Direct-Mapped cache
 - Generally lower hit rate
 - Simpler, Faster
- Associative cache
 - Generally higher hit rate. Better utilization of cache resources
 - Slower and higher power consumption. Why?



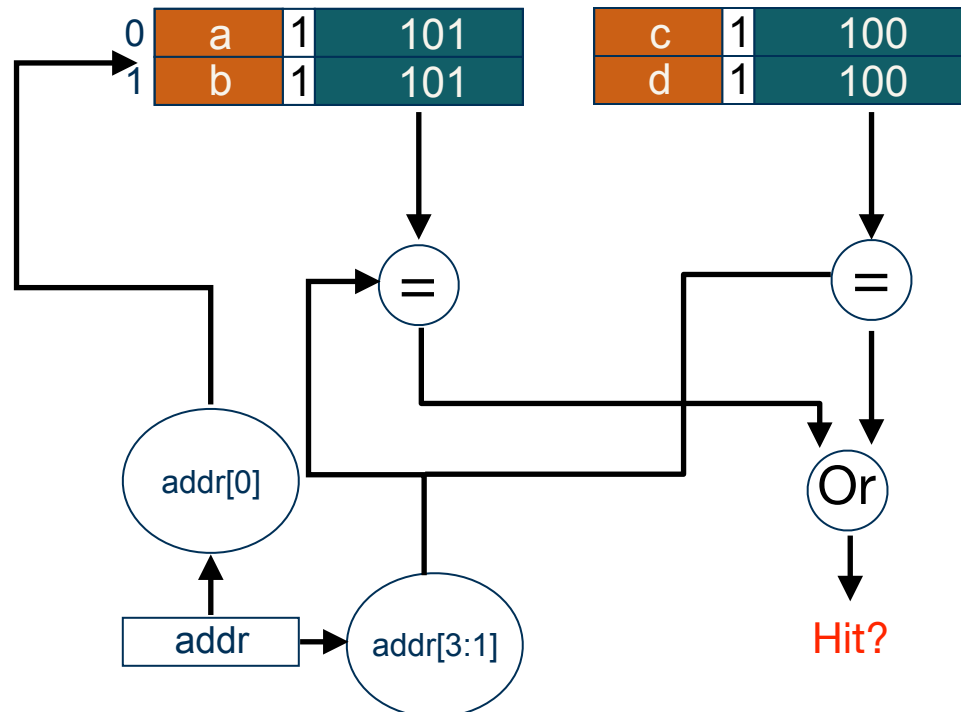
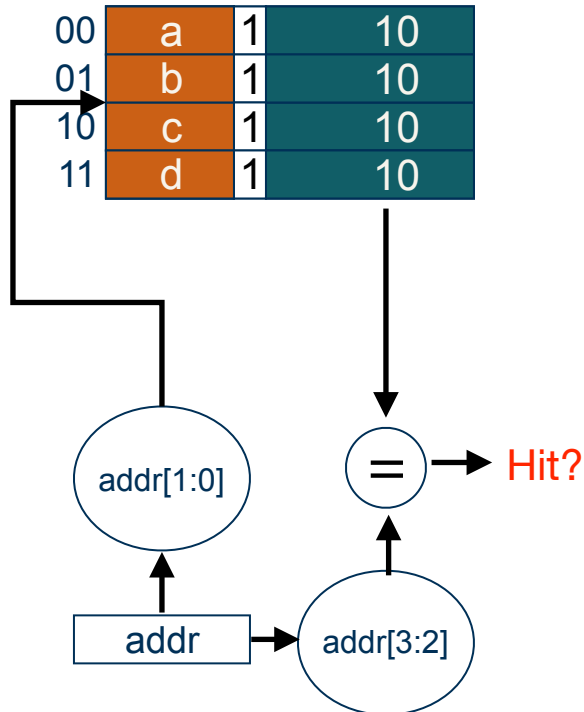
Associative verses Direct Mapped Trade-offs

- Direct-Mapped cache
 - Generally lower hit rate
 - Simpler, Faster
- Associative cache
 - Generally higher hit rate. Better utilization of cache resources
 - Slower and higher power consumption. Why?

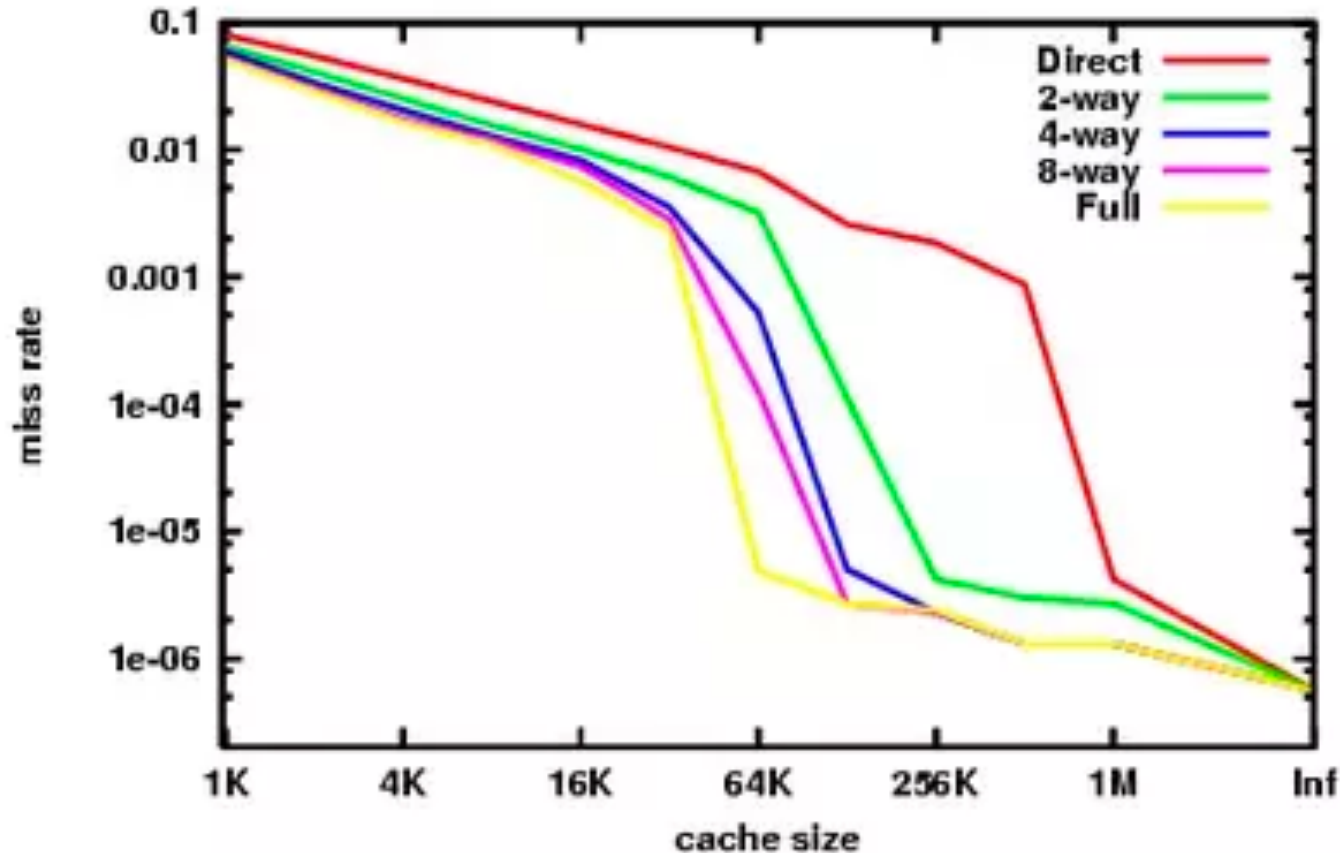


Associative verses Direct Mapped Trade-offs

- Direct-Mapped cache
 - Generally lower hit rate
 - Simpler, Faster
- Associative cache
 - Generally higher hit rate. Better utilization of cache resources
 - Slower and higher power consumption. Why?



Associative versus Direct Mapped Trade-offs



Miss rate versus cache size on the Integer portion of SPEC CPU2000

A Few Terminologies



Content Valid? Tag

- A cache line: content + valid bit + tag bits
 - Valid bit + tag bits are “overhead”
 - Content is what you really want to store
 - But we need valid and tag bits to correctly access the cache

| | |
|------|------|
| 0000 | |
| 0001 | |
| 0010 | |
| 0011 | |
| 0100 | |
| 0101 | |
| 0110 | |
| 0111 | |
| 1000 | 0xEF |
| 1001 | 0xAC |
| 1010 | 0x06 |
| 1011 | |
| 1100 | |
| 1101 | 0x70 |
| 1110 | |
| 1111 | |

Cache Organization

- Finding a name in a roster
- If the roster is completely unorganized
 - Need to compare the name with all the names in the roster
 - Same as a fully-associative cache
- If the roster is ordered by last name, and within the same last name different first names are unordered
 - First find the last name group
 - Then compare the first name with all the first names in the same group
 - Same as a set-associative cache

Cache Access Summary (So far...)

- Assuming b bits in a memory address
- The b bits are split into two halves:
 - Lower s bits used as index to find a set. Total sets $S = 2^s$
 - The higher $(b - s)$ bits are used for the tag
- Associativity n (i.e., the number of ways in a cache set) is **independent** of the the split between index and tag

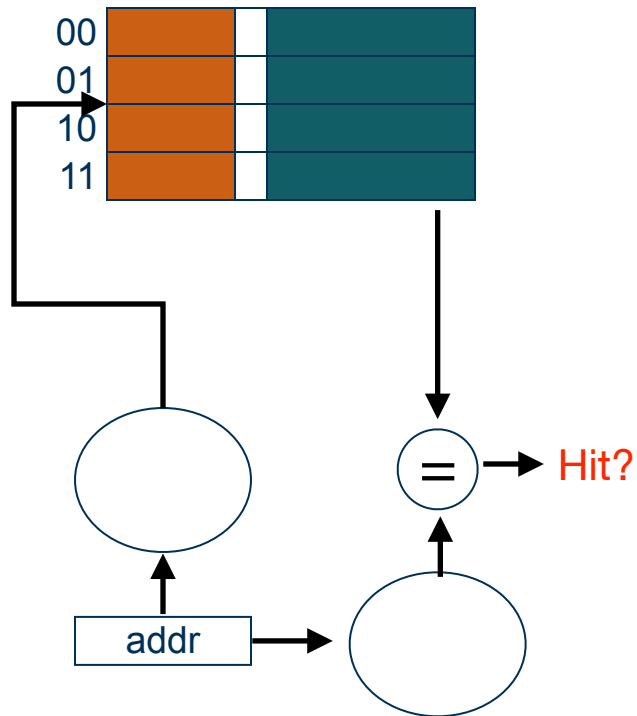


Locality again

- So far: temporal locality
- What about spatial?
- Idea: Each cache location (cache line) store multiple bytes

Cache-Line Size of 2

Cache

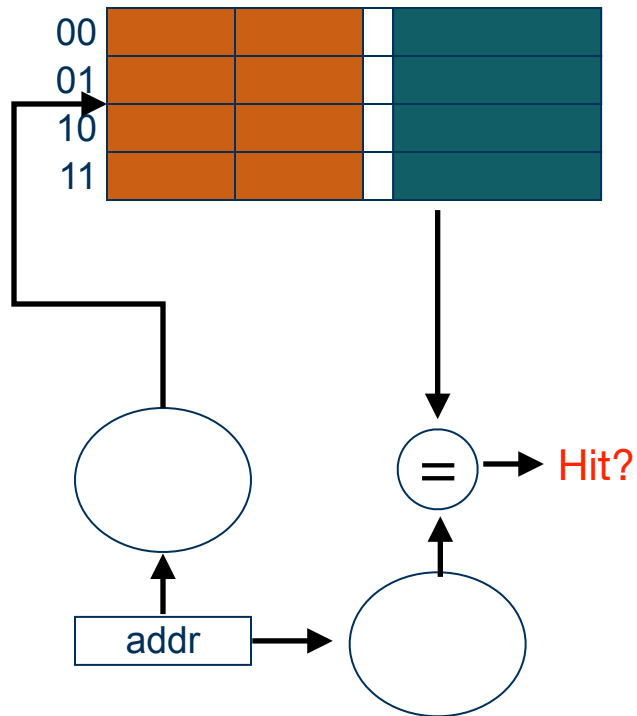


Memory

| | |
|------|---|
| 0000 | |
| 0001 | |
| 0010 | |
| 0011 | |
| 0100 | |
| 0101 | |
| 0110 | |
| 0111 | |
| 1000 | a |
| 1001 | b |
| 1010 | c |
| 1011 | d |
| 1100 | |
| 1101 | |
| 1110 | |
| 1111 | |

Cache-Line Size of 2

Cache

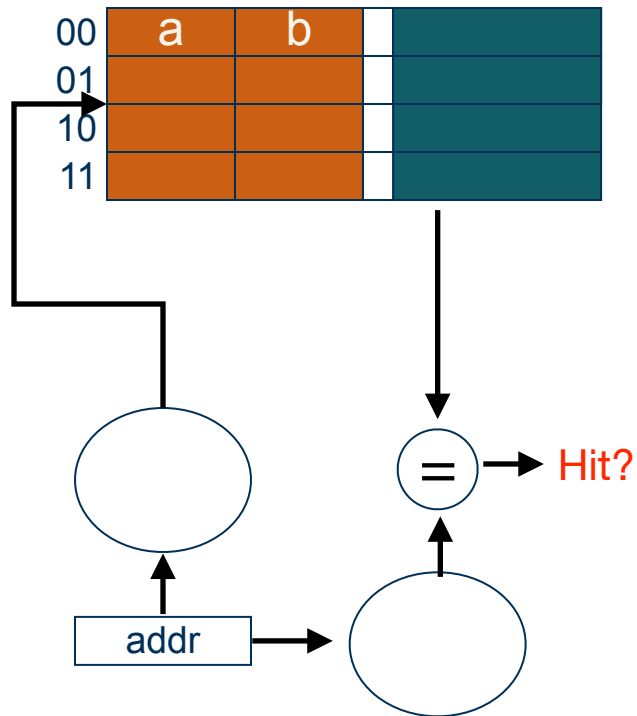


Memory

| | |
|------|---|
| 0000 | |
| 0001 | |
| 0010 | |
| 0011 | |
| 0100 | |
| 0101 | |
| 0110 | |
| 0111 | |
| 1000 | a |
| 1001 | b |
| 1010 | c |
| 1011 | d |
| 1100 | |
| 1101 | |
| 1110 | |
| 1111 | |

Cache-Line Size of 2

Cache



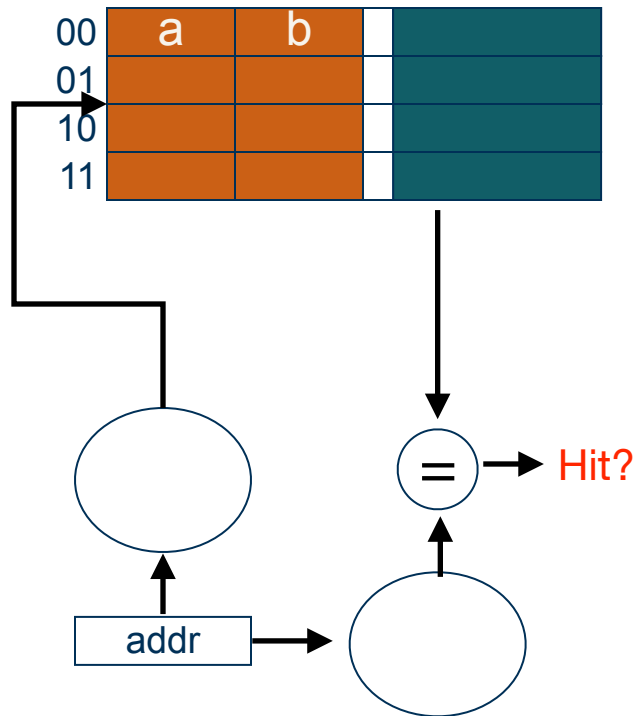
Memory

| | |
|------|---|
| 0000 | |
| 0001 | |
| 0010 | |
| 0011 | |
| 0100 | |
| 0101 | |
| 0110 | |
| 0111 | |
| 1000 | a |
| 1001 | b |
| 1010 | c |
| 1011 | d |
| 1100 | |
| 1101 | |
| 1110 | |
| 1111 | |

- Read 1000

Cache-Line Size of 2

Cache



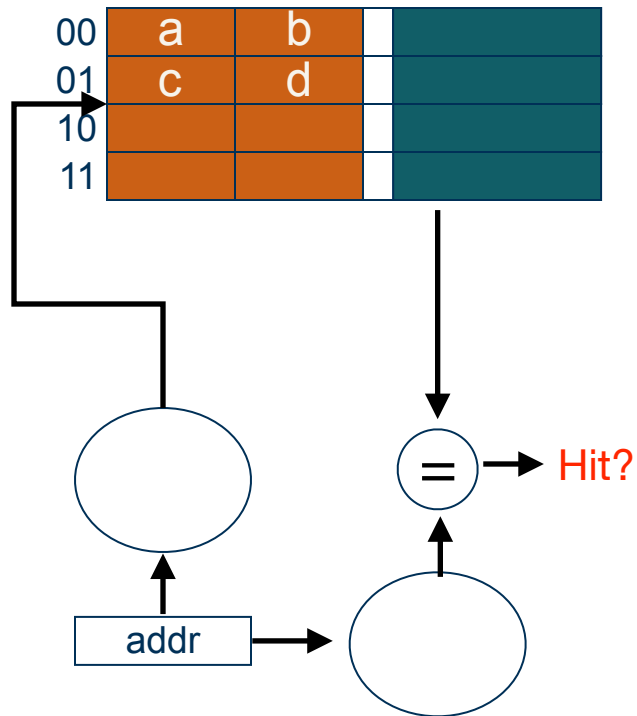
Memory

| | |
|------|---|
| 0000 | |
| 0001 | |
| 0010 | |
| 0011 | |
| 0100 | |
| 0101 | |
| 0110 | |
| 0111 | |
| 1000 | a |
| 1001 | b |
| 1010 | c |
| 1011 | d |
| 1100 | |
| 1101 | |
| 1110 | |
| 1111 | |

- Read 1000
- Read 1001 (**Hit!**)

Cache-Line Size of 2

Cache



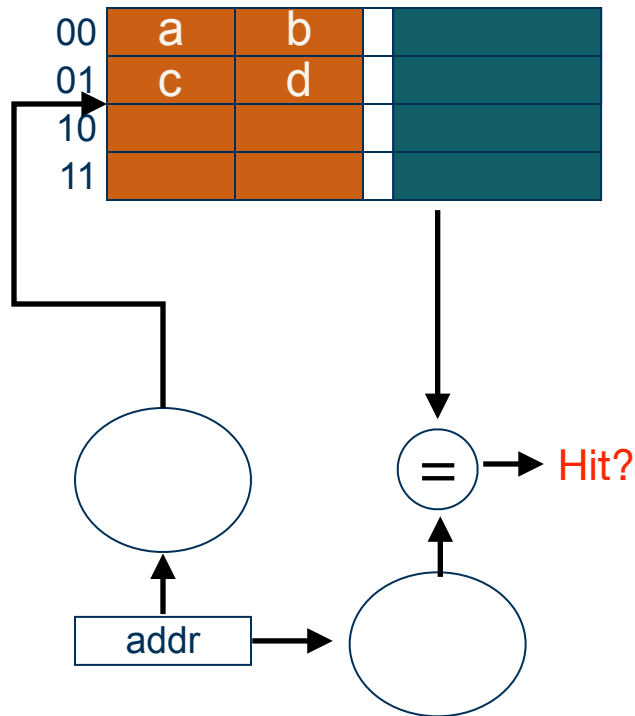
Memory

| | |
|------|---|
| 0000 | |
| 0001 | |
| 0010 | |
| 0011 | |
| 0100 | |
| 0101 | |
| 0110 | |
| 0111 | |
| 1000 | a |
| 1001 | b |
| 1010 | c |
| 1011 | d |
| 1100 | |
| 1101 | |
| 1110 | |
| 1111 | |

- Read 1000
- Read 1001 (Hit!)
- Read 1010

Cache-Line Size of 2

Cache



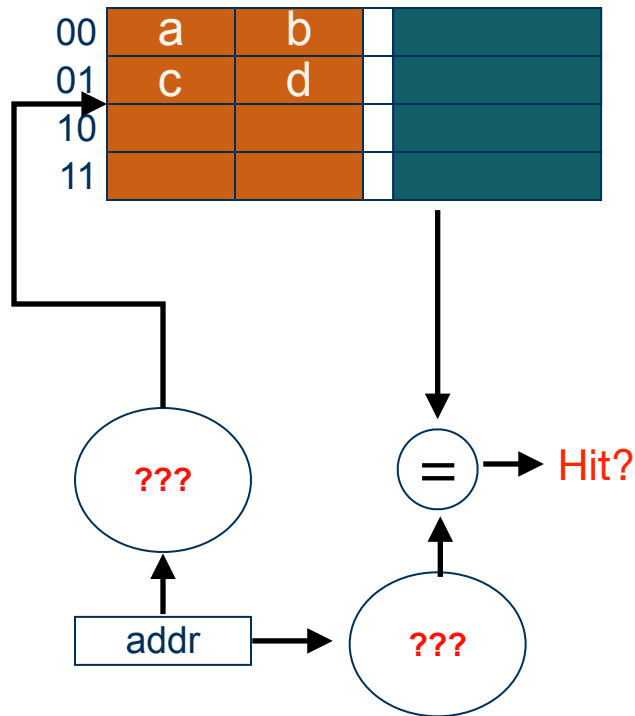
Memory

| | |
|------|---|
| 0000 | |
| 0001 | |
| 0010 | |
| 0011 | |
| 0100 | |
| 0101 | |
| 0110 | |
| 0111 | |
| 1000 | a |
| 1001 | b |
| 1010 | c |
| 1011 | d |
| 1100 | |
| 1101 | |
| 1110 | |
| 1111 | |

- Read 1000
- Read 1001 (Hit!)
- Read 1010
- Read 1011 (Hit!)

Cache-Line Size of 2

Cache



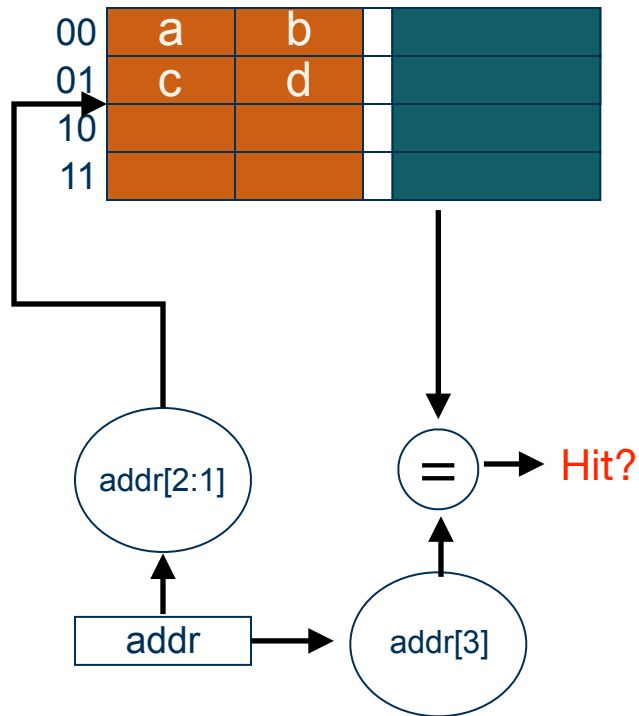
Memory

| | |
|------|---|
| 0000 | |
| 0001 | |
| 0010 | |
| 0011 | |
| 0100 | |
| 0101 | |
| 0110 | |
| 0111 | |
| 1000 | a |
| 1001 | b |
| 1010 | c |
| 1011 | d |
| 1100 | |
| 1101 | |
| 1110 | |
| 1111 | |

- Read 1000
- Read 1001 (Hit!)
- Read 1010
- Read 1011 (Hit!)
- How to access the cache now?

Cache-Line Size of 2

Cache



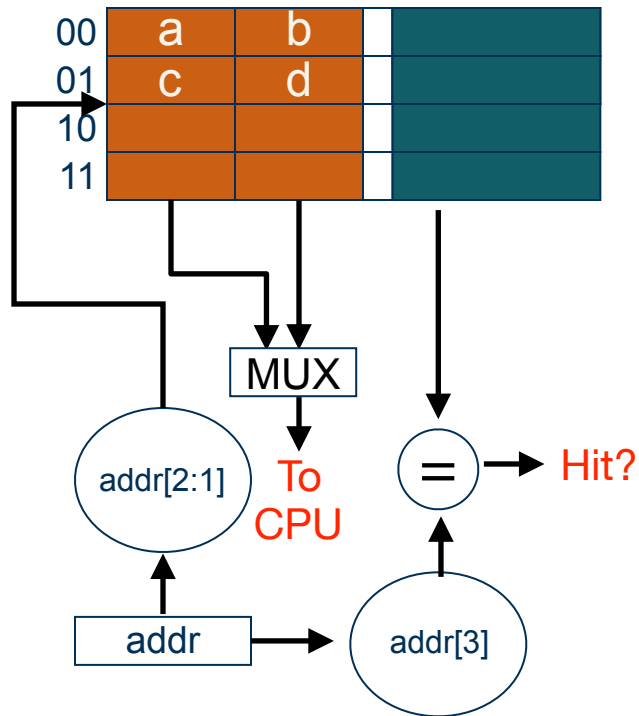
Memory

| | |
|------|---|
| 0000 | |
| 0001 | |
| 0010 | |
| 0011 | |
| 0100 | |
| 0101 | |
| 0110 | |
| 0111 | |
| 1000 | a |
| 1001 | b |
| 1010 | c |
| 1011 | d |
| 1100 | |
| 1101 | |
| 1110 | |
| 1111 | |

- Read 1000
- Read 1001 (Hit!)
- Read 1010
- Read 1011 (Hit!)

Cache-Line Size of 2

Cache



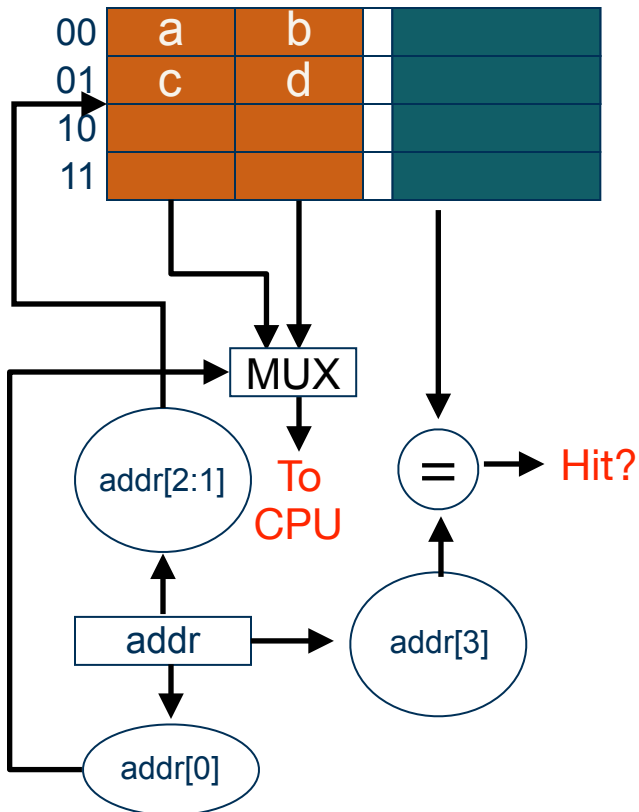
Memory

| | |
|------|---|
| 0000 | |
| 0001 | |
| 0010 | |
| 0011 | |
| 0100 | |
| 0101 | |
| 0110 | |
| 0111 | |
| 1000 | a |
| 1001 | b |
| 1010 | c |
| 1011 | d |
| 1100 | |
| 1101 | |
| 1110 | |
| 1111 | |

- Read 1000
- Read 1001 (**Hit!**)
- Read 1010
- Read 1011 (**Hit!**)

Cache-Line Size of 2

Cache



Memory

| | |
|------|---|
| 0000 | |
| 0001 | |
| 0010 | |
| 0011 | |
| 0100 | |
| 0101 | |
| 0110 | |
| 0111 | |
| 1000 | a |
| 1001 | b |
| 1010 | c |
| 1011 | d |
| 1100 | |
| 1101 | |
| 1110 | |
| 1111 | |

- Read 1000
- Read 1001 (**Hit!**)
- Read 1010
- Read 1011 (**Hit!**)

Cache Access Summary

- Assuming b bits in a memory address
- The b bits are split into three fields:
 - Lower l bits are used for byte offset within a cache line. Cache line size $L = 2^l$
 - Next s bits used as index to find a set. Total sets $S = 2^s$
 - The higher $(b - l - s)$ bits are used for the tag
- Associativity n is independent of the the split between index and tag



Handling Reads

Handling Reads

- Read miss: Put into cache

Handling Reads

- Read miss: Put into cache
 - Any reason not to put into cache?

Handling Reads

- Read miss: Put into cache
 - Any reason not to put into cache?
 - What to replace? Depends on the replacement policy. More on this later.

Handling Reads

- Read miss: Put into cache
 - Any reason not to put into cache?
 - What to replace? Depends on the replacement policy. More on this later.
- Read hit: Nothing special. Enjoy the hit!

Handling Writes (Hit)

- Intricacy: data value is modified!

Handling Writes (Hit)

- Intricacy: data value is modified!
- Implication: value in cache will be different from that in memory!

Handling Writes (Hit)

- Intricacy: data value is modified!
- Implication: value in cache will be different from that in memory!
- When do we write the modified data in a cache to the next level?
 - Write through: At the time the write happens
 - Write back: When the cache line is evicted

Handling Writes (Hit)

- Intricacy: data value is modified!
- Implication: value in cache will be different from that in memory!
- When do we write the modified data in a cache to the next level?
 - Write through: At the time the write happens
 - Write back: When the cache line is evicted
- Write-back
 - + Can consolidate multiple writes to the same block before eviction.
Potentially saves bandwidth between cache and memory + saves energy
 - - Need a bit in the tag store indicating the block is “dirty/modified”

Handling Writes (Hit)

- Intricacy: data value is modified!
- Implication: value in cache will be different from that in memory!
- When do we write the modified data in a cache to the next level?
 - Write through: At the time the write happens
 - Write back: When the cache line is evicted
- Write-back
 - + Can consolidate multiple writes to the same block before eviction.
Potentially saves bandwidth between cache and memory + saves energy
 - - Need a bit in the tag store indicating the block is “dirty/modified”
- Write-through
 - + Simpler
 - + Memory is up to date
 - - More bandwidth intensive; no coalescing of writes
 - - Requires transfer of the whole cache line (although only one byte might have been modified)

Handling Writes (Miss)

- Do we allocate a cache line on a write miss?
 - **Write-allocate**: Allocate on write miss
 - **Non-Write-Allocate**: No-allocate on write miss

Handling Writes (Miss)

- Do we allocate a cache line on a write miss?
 - **Write-allocate**: Allocate on write miss
 - **Non-Write-Allocate**: No-allocate on write miss
- Allocate on write miss
 - + Can consolidate writes instead of writing each of them individually to memory
 - + Simpler because write misses can be treated the same way as read misses

Handling Writes (Miss)

- Do we allocate a cache line on a write miss?
 - **Write-allocate**: Allocate on write miss
 - **Non-Write-Allocate**: No-allocate on write miss
- Allocate on write miss
 - + Can consolidate writes instead of writing each of them individually to memory
 - + Simpler because write misses can be treated the same way as read misses
- Non-allocate
 - + Conserves cache space if locality of writes is low (potentially better cache hit rate)

Instruction vs. Data Caches

- Separate or Unified?
- Unified:

Instruction vs. Data Caches

- Separate or Unified?
- Unified:
 - + Dynamic sharing of cache space: no overprovisioning that might happen with static partitioning (i.e., split Inst and Data caches)

Instruction vs. Data Caches

- Separate or Unified?
- Unified:
 - + Dynamic sharing of cache space: no overprovisioning that might happen with static partitioning (i.e., split Inst and Data caches)
 - - Instructions and data can thrash each other (i.e., no guaranteed space for either)

Instruction vs. Data Caches

- Separate or Unified?
- Unified:
 - + Dynamic sharing of cache space: no overprovisioning that might happen with static partitioning (i.e., split Inst and Data caches)
 - - Instructions and data can thrash each other (i.e., no guaranteed space for either)
 - - Inst and Data are accessed in different places in the pipeline. Where do we place the unified cache for fast access?

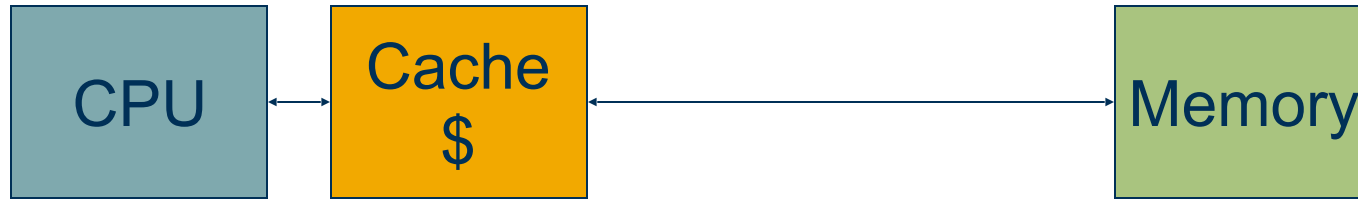
Instruction vs. Data Caches

- Separate or Unified?
- Unified:
 - + Dynamic sharing of cache space: no overprovisioning that might happen with static partitioning (i.e., split Inst and Data caches)
 - - Instructions and data can thrash each other (i.e., no guaranteed space for either)
 - - Inst and Data are accessed in different places in the pipeline.
Where do we place the unified cache for fast access?
- **First level caches are almost always split**
 - Mainly for the last reason above

Instruction vs. Data Caches

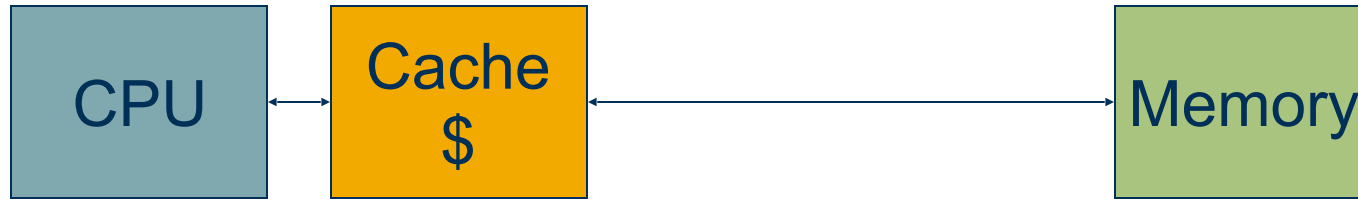
- Separate or Unified?
- Unified:
 - + Dynamic sharing of cache space: no overprovisioning that might happen with static partitioning (i.e., split Inst and Data caches)
 - - Instructions and data can thrash each other (i.e., no guaranteed space for either)
 - - Inst and Data are accessed in different places in the pipeline.
Where do we place the unified cache for fast access?
- **First level caches are almost always split**
 - Mainly for the last reason above
- **Second and higher levels are almost always unified**

General Rule: Bigger == Slower



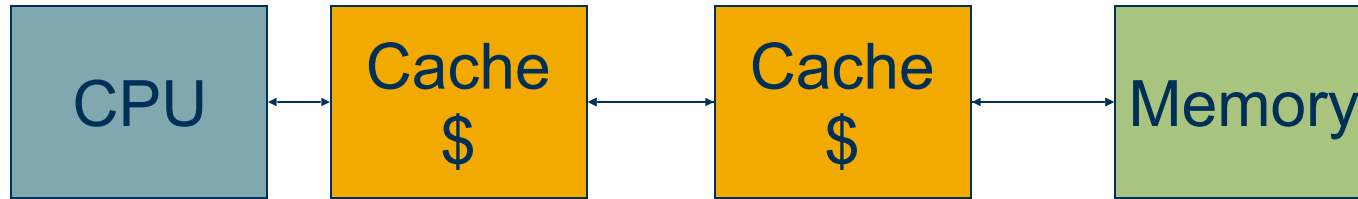
- How big should the cache be?
 - Too small and too much memory traffic
 - Too large and cache slows down execution (high latency)

General Rule: Bigger == Slower



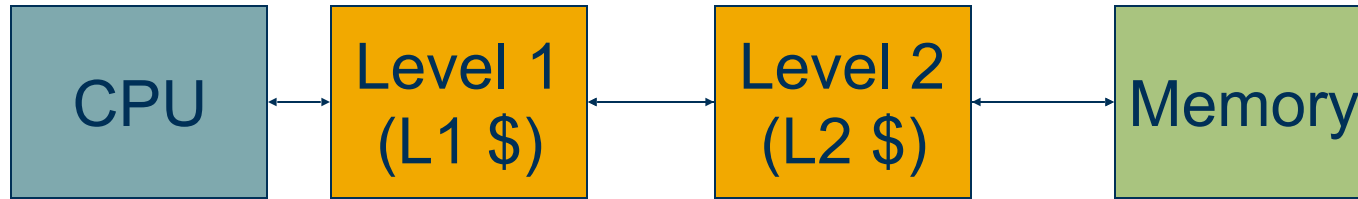
- How big should the cache be?
 - Too small and too much memory traffic
 - Too large and cache slows down execution (high latency)
- Make multiple levels of cache
 - Small L1 backed up by larger L2
 - Today's processors typically have 3 cache levels

General Rule: Bigger == Slower



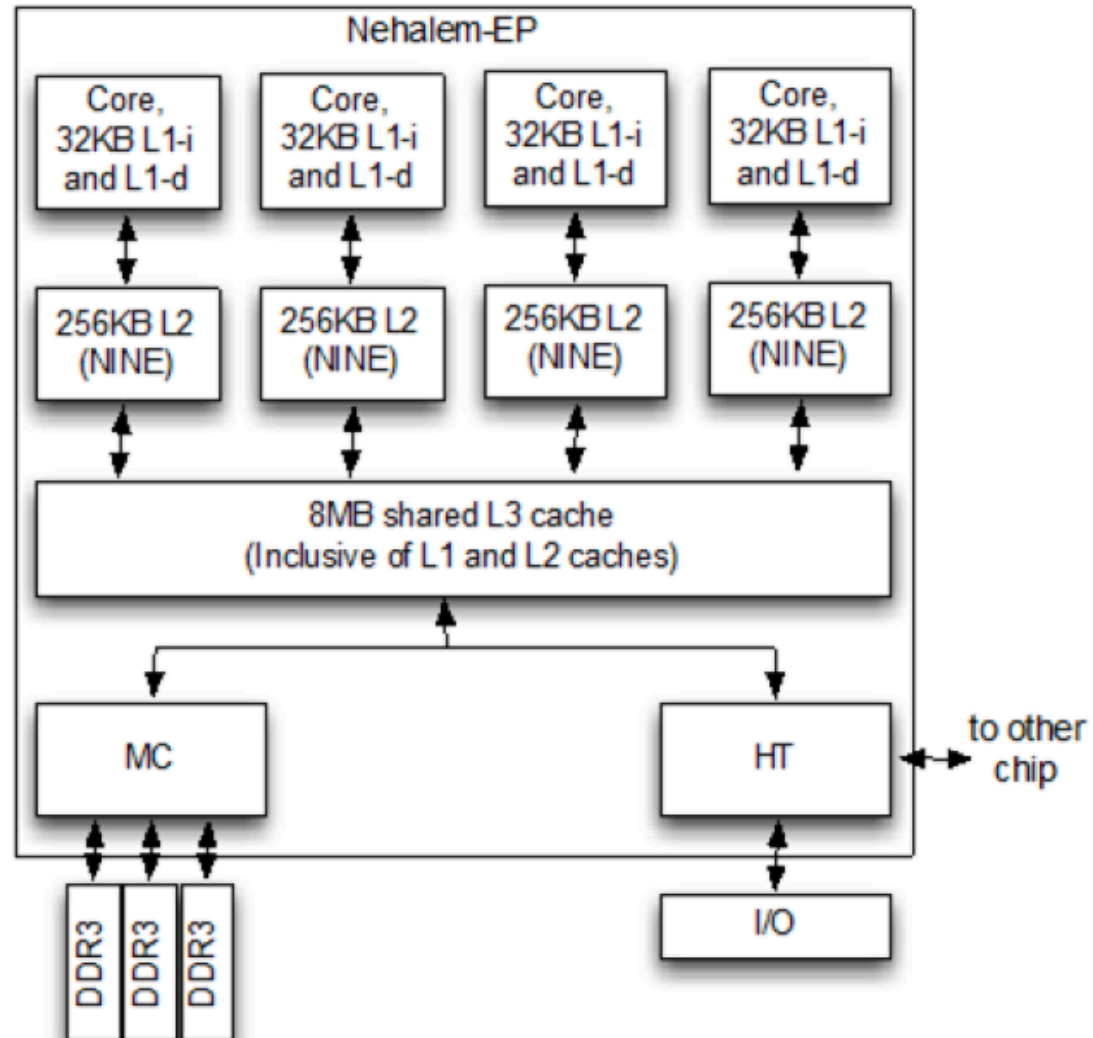
- How big should the cache be?
 - Too small and too much memory traffic
 - Too large and cache slows down execution (high latency)
- Make multiple levels of cache
 - Small L1 backed up by larger L2
 - Today's processors typically have 3 cache levels

General Rule: Bigger == Slower



- How big should the cache be?
 - Too small and too much memory traffic
 - Too large and cache slows down execution (high latency)
- Make multiple levels of cache
 - Small L1 backed up by larger L2
 - Today's processors typically have 3 cache levels

A Real Intel Processor



Eviction/Replacement Policy

- Which cache line should be replaced?

Eviction/Replacement Policy

- Which cache line should be replaced?
 - Direct mapped? Only one place!

Eviction/Replacement Policy



- Which cache line should be replaced?
 - Direct mapped? Only one place!
 - Associative caches? Multiple places!

Eviction/Replacement Policy



- Which cache line should be replaced?
 - Direct mapped? Only one place!
 - Associative caches? Multiple places!
- For associative cache:

Eviction/Replacement Policy



- Which cache line should be replaced?
 - Direct mapped? Only one place!
 - Associative caches? Multiple places!
- For associative cache:
 - Any invalid cache line first

Eviction/Replacement Policy



- Which cache line should be replaced?
 - Direct mapped? Only one place!
 - Associative caches? Multiple places!
- For associative cache:
 - Any invalid cache line first
 - If all are valid, consult the replacement policy

Eviction/Replacement Policy



- Which cache line should be replaced?
 - Direct mapped? Only one place!
 - Associative caches? Multiple places!
- For associative cache:
 - Any invalid cache line first
 - If all are valid, consult the replacement policy
 - Randomly pick one???

Eviction/Replacement Policy



- Which cache line should be replaced?
 - Direct mapped? Only one place!
 - Associative caches? Multiple places!
- For associative cache:
 - Any invalid cache line first
 - If all are valid, consult the **replacement policy**
 - Randomly pick one???
 - Ideally: Replace the cache line that's least likely going to be used again

Eviction/Replacement Policy



- Which cache line should be replaced?
 - Direct mapped? Only one place!
 - Associative caches? Multiple places!
- For associative cache:
 - Any invalid cache line first
 - If all are valid, consult the **replacement policy**
 - Randomly pick one???
 - Ideally: Replace the cache line that's least likely going to be used again
 - Approximation: Least recently used (LRU)

Implementing LRU

- Idea: Evict the least recently accessed block
- Challenge: Need to keep track of access ordering of blocks
- Question: 2-way set associative cache:
 - What do you need to implement LRU perfectly? One bit?

Cache Lines

0

1

LRU index (1-bit)



Implementing LRU

- Idea: Evict the least recently accessed block
- Challenge: Need to keep track of access ordering of blocks
- Question: 2-way set associative cache:
 - What do you need to implement LRU perfectly? One bit?

Cache Lines

0

1

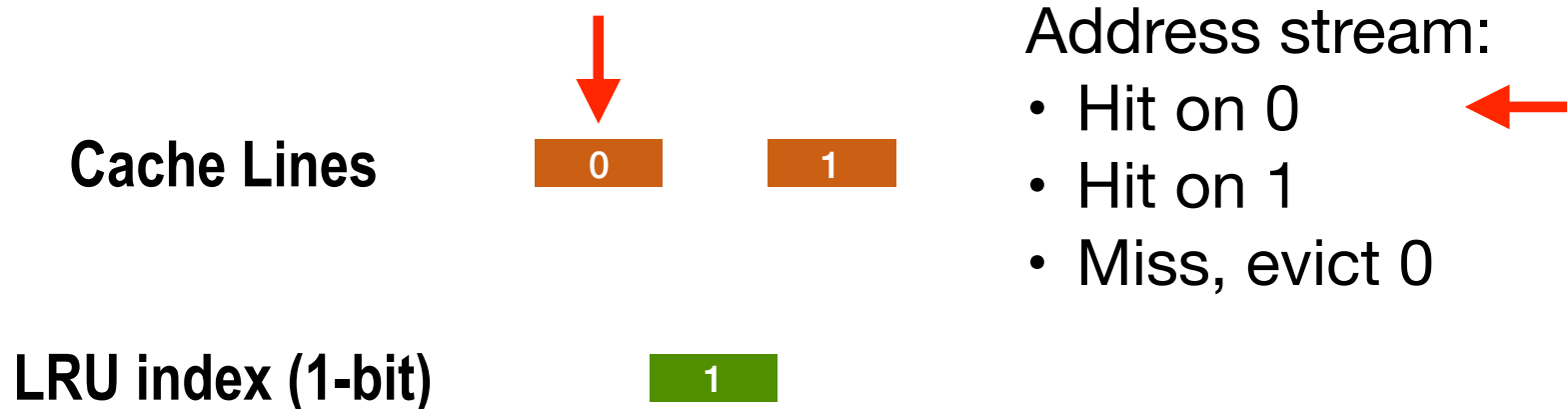
LRU index (1-bit)

Address stream:

- Hit on 0
- Hit on 1
- Miss, evict 0

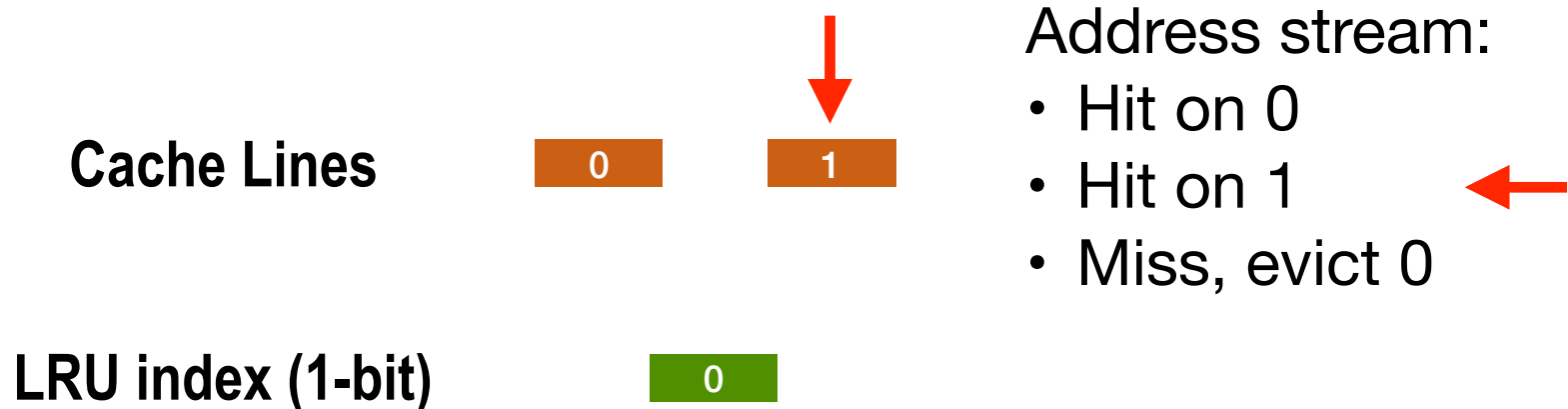
Implementing LRU

- Idea: Evict the least recently accessed block
- Challenge: Need to keep track of access ordering of blocks
- Question: 2-way set associative cache:
 - What do you need to implement LRU perfectly? One bit?



Implementing LRU

- Idea: Evict the least recently accessed block
- Challenge: Need to keep track of access ordering of blocks
- Question: 2-way set associative cache:
 - What do you need to implement LRU perfectly? One bit?



Implementing LRU

- Idea: Evict the least recently accessed block
- Challenge: Need to keep track of access ordering of blocks
- Question: 2-way set associative cache:
 - What do you need to implement LRU perfectly? One bit?

Cache Lines

0

1

LRU index (1-bit)

0

Address stream:

- Hit on 0
- Hit on 1
- Miss, evict 0



Implementing LRU

- Idea: Evict the least recently accessed block
- Challenge: Need to keep track of access ordering of blocks
- Question: 2-way set associative cache:
 - What do you need to implement LRU perfectly? One bit?

Cache Lines

0

1

LRU index (1-bit)

1

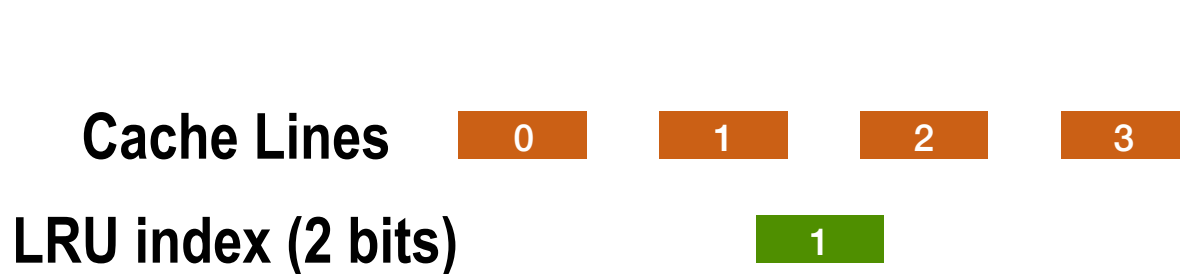
Address stream:

- Hit on 0
- Hit on 1
- Miss, evict 0



Implementing LRU

- Question: 4-way set associative cache:

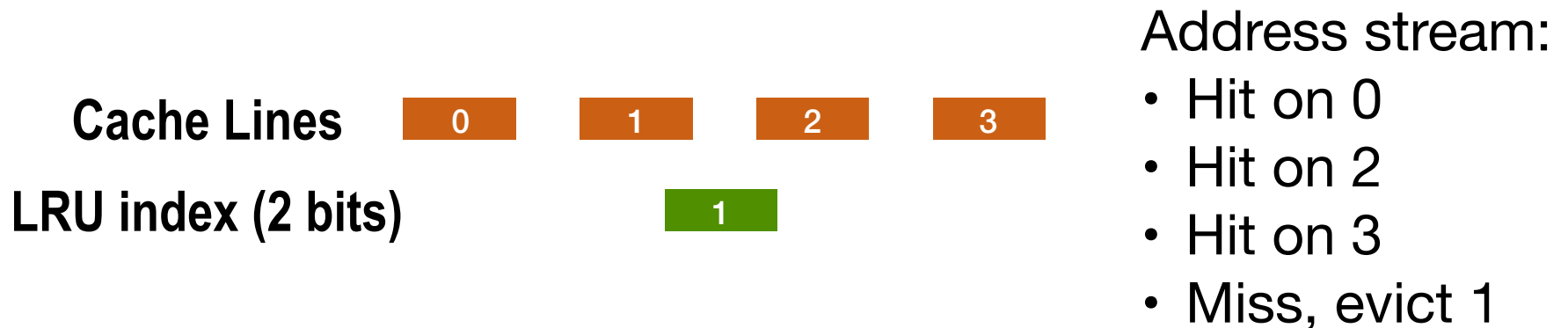


Address stream:

- Hit on 0
- Hit on 2
- Hit on 3
- Miss, evict 1

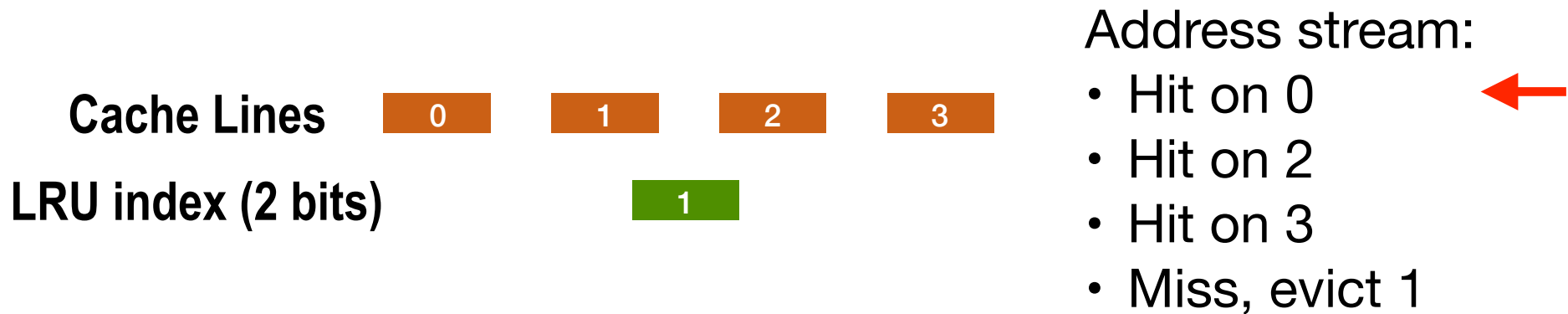
Implementing LRU

- Question: 4-way set associative cache:
 - What do you need to implement LRU perfectly? Will the same mechanism work?



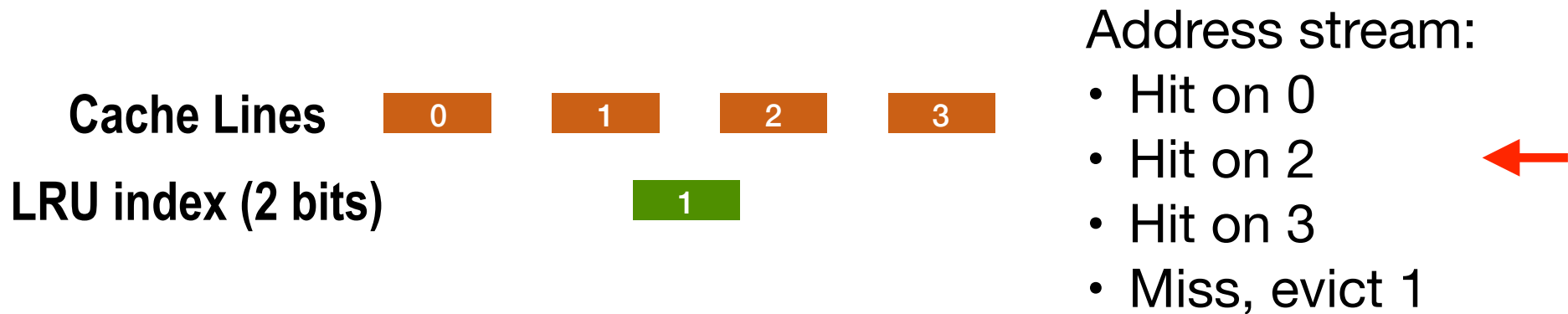
Implementing LRU

- Question: 4-way set associative cache:
 - What do you need to implement LRU perfectly? Will the same mechanism work?



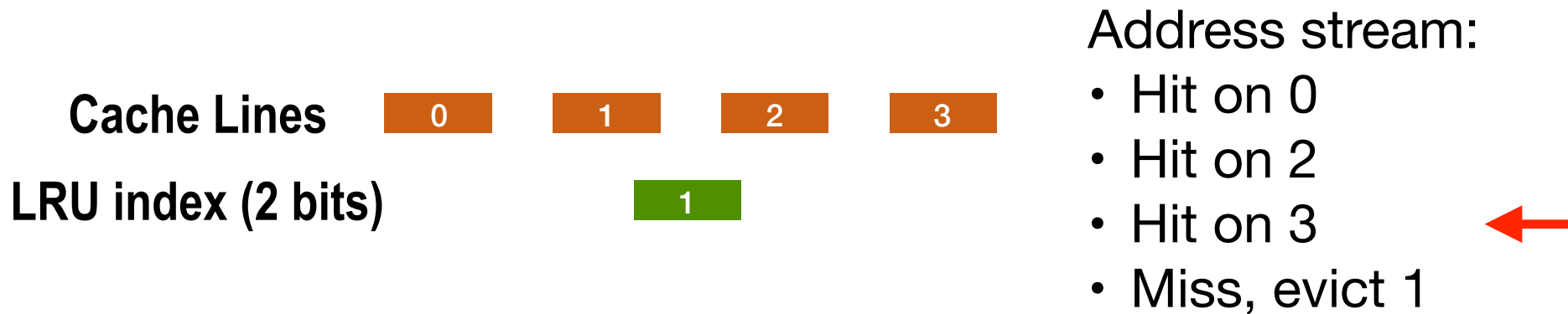
Implementing LRU

- Question: 4-way set associative cache:
 - What do you need to implement LRU perfectly? Will the same mechanism work?



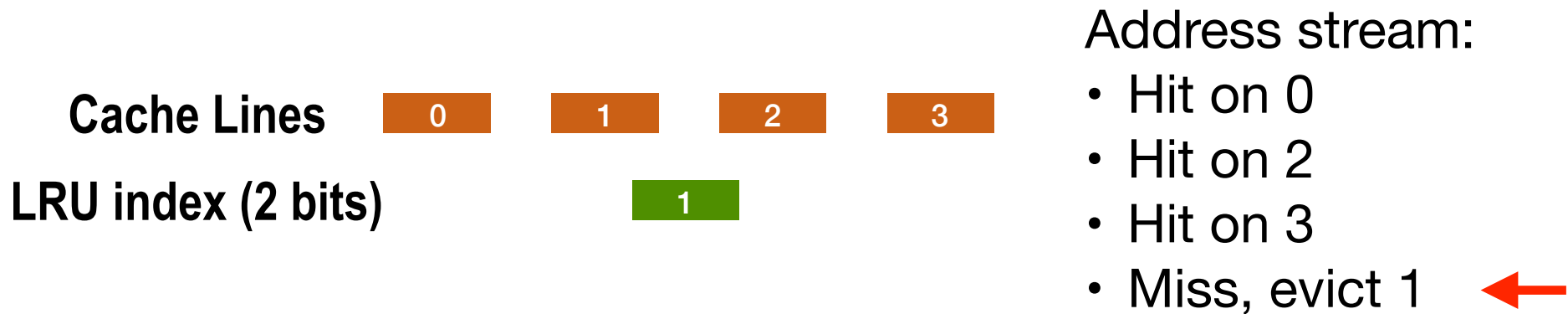
Implementing LRU

- Question: 4-way set associative cache:
 - What do you need to implement LRU perfectly? Will the same mechanism work?



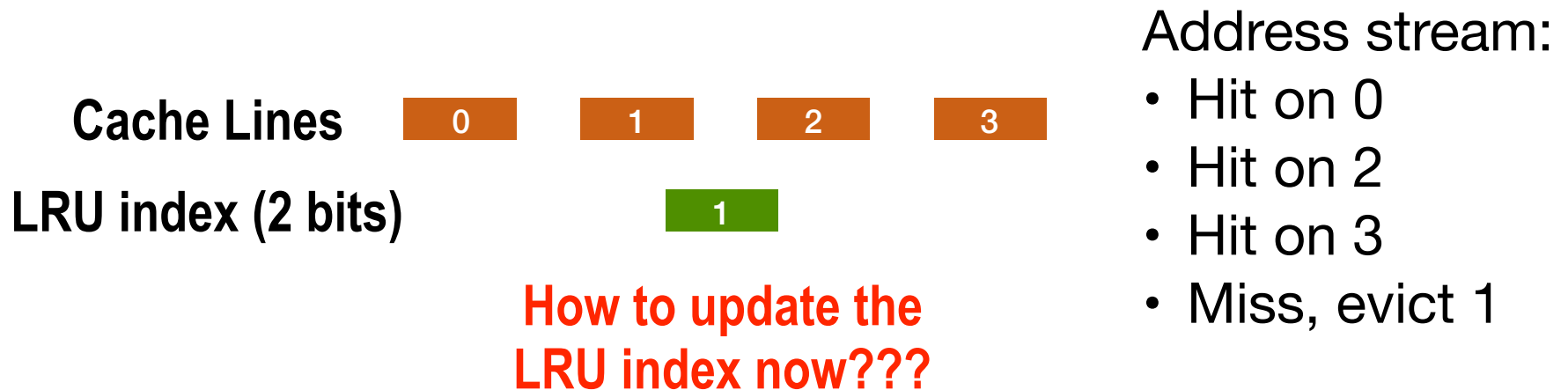
Implementing LRU

- Question: 4-way set associative cache:
 - What do you need to implement LRU perfectly? Will the same mechanism work?



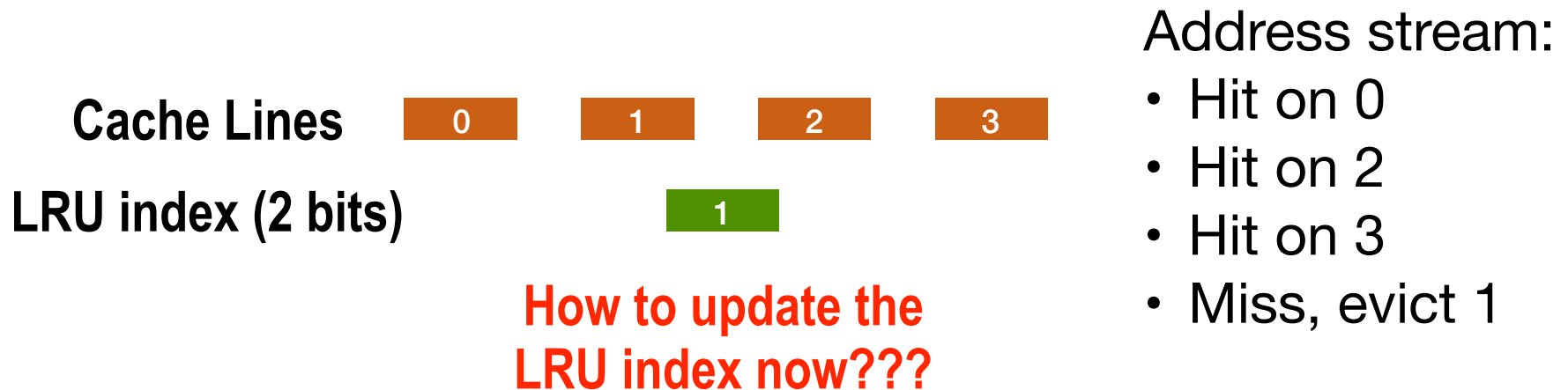
Implementing LRU

- Question: 4-way set associative cache:
 - What do you need to implement LRU perfectly? Will the same mechanism work?



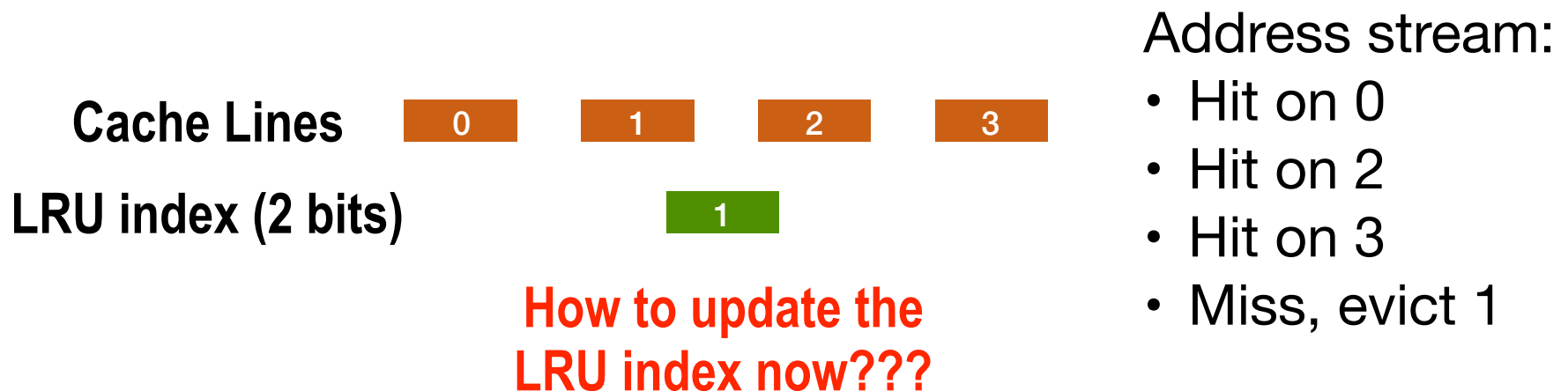
Implementing LRU

- Question: 4-way set associative cache:
 - What do you need to implement LRU perfectly? Will the same mechanism work?
 - Essentially have to track the ordering of all cache lines



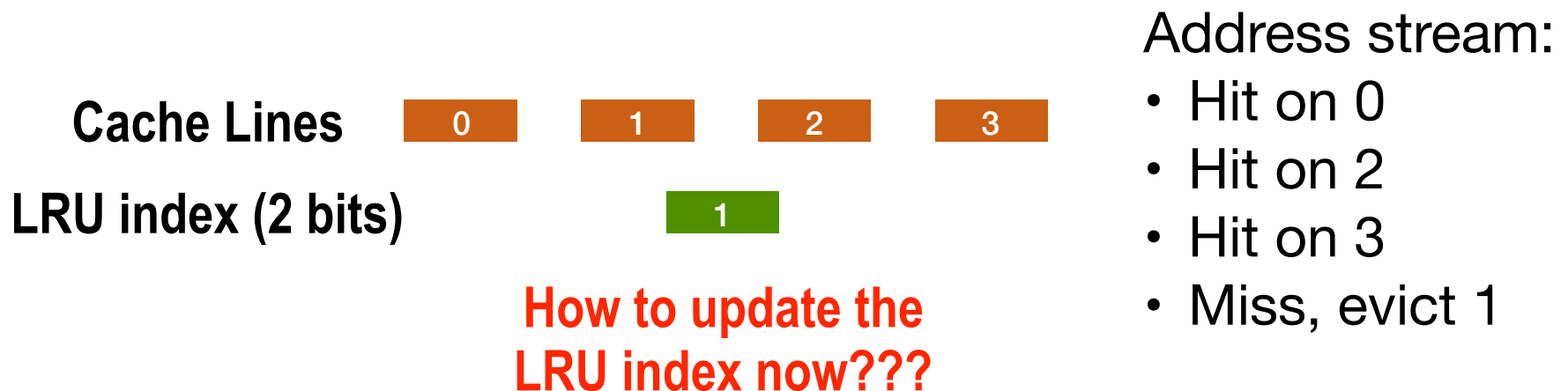
Implementing LRU

- Question: 4-way set associative cache:
 - What do you need to implement LRU perfectly? Will the same mechanism work?
 - Essentially have to track the ordering of all cache lines
 - What are the hardware structures needed?



Implementing LRU

- Question: 4-way set associative cache:
 - What do you need to implement LRU perfectly? Will the same mechanism work?
 - Essentially have to track the ordering of all cache lines
 - What are the hardware structures needed?
 - In reality, true LRU is never implemented. Too complex.



Implementing LRU

- Question: 4-way set associative cache:
 - What do you need to implement LRU perfectly? Will the same mechanism work?
 - Essentially have to track the ordering of all cache lines
 - What are the hardware structures needed?
 - In reality, true LRU is never implemented. Too complex.
 - “Pseudo-LRU” is usually used in real processors.

