

CSC 252: Computer Organization

Spring 2023: Lecture 4

Instructor: Yuhao Zhu

Department of Computer Science
University of Rochester

Announcement

- Programming Assignment 1 is out
 - Details: <https://www.cs.rochester.edu/courses/252/spring2023/labs/assignment1.html>
 - Due on Jan. 27, 11:59 PM
 - You have 3 slip days

15	16	17	18	19	20	21
22	23	24	25	26	27	28
					Today	
					Due	

Announcement

- Programming assignment 1 is in C language. Seek help from TAs.
- TAs are best positioned to answer your questions about programming assignments!!!
- Programming assignments do NOT repeat the lecture materials. They ask you to synthesize what you have learned from the lectures and work out something new.

Multiplication

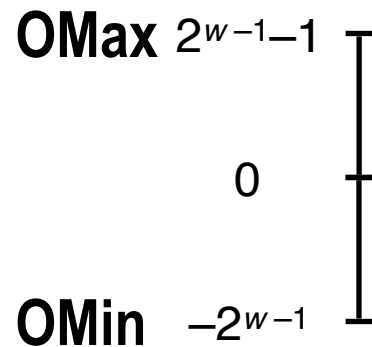
Multiplication

- Goal: Computing Product of w -bit numbers x, y

Multiplication

- Goal: Computing Product of w -bit numbers x, y

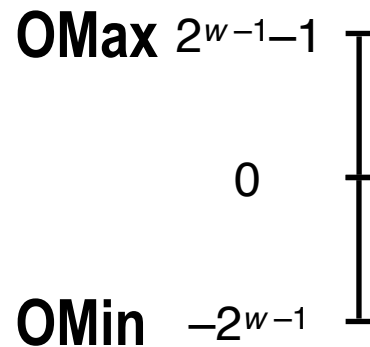
Original Number (w bits)



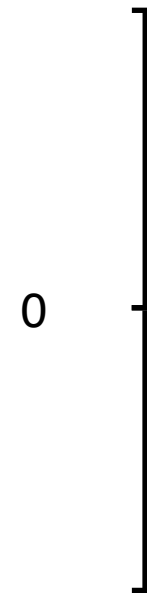
Multiplication

- Goal: Computing Product of w -bit numbers x, y

Original Number (w bits)



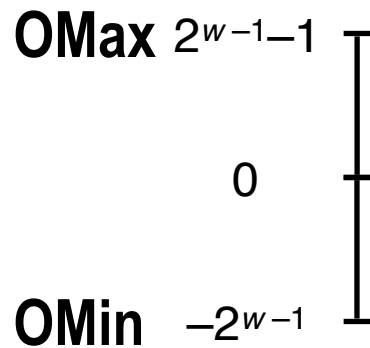
Product



Multiplication

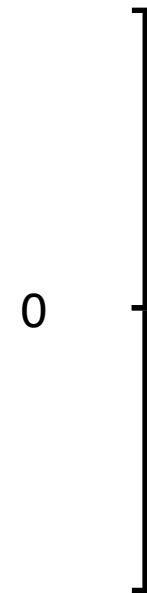
- Goal: Computing Product of w -bit numbers x, y

Original Number (w bits)



Product

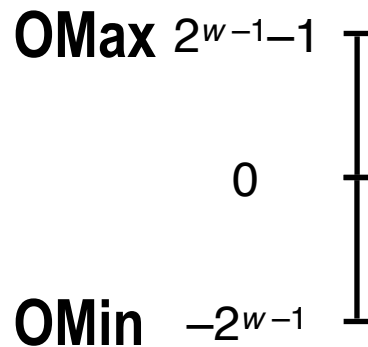
PMax



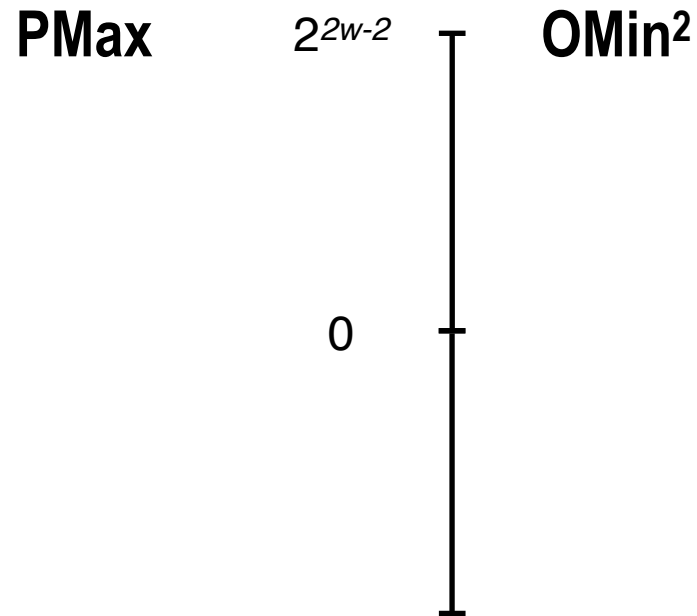
Multiplication

- Goal: Computing Product of w -bit numbers x, y

Original Number (w bits)



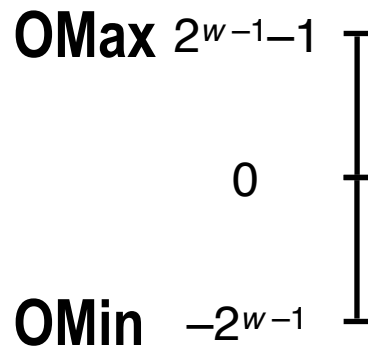
Product



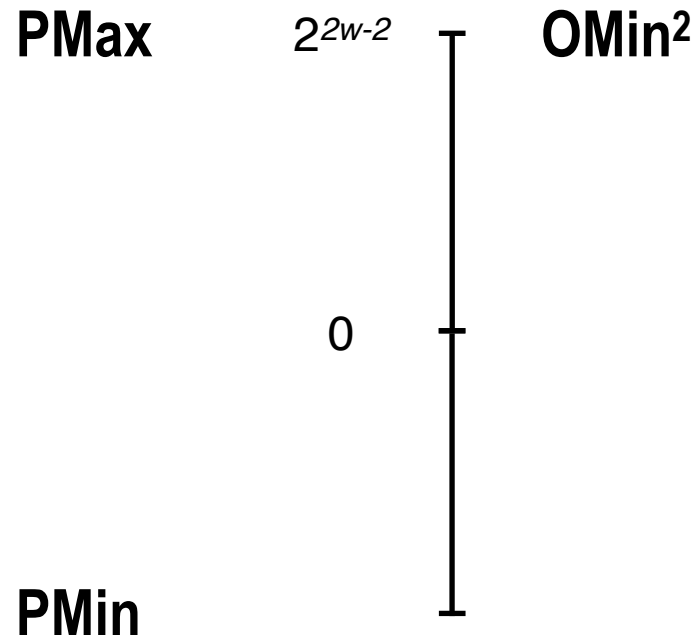
Multiplication

- Goal: Computing Product of w -bit numbers x, y

Original Number (w bits)



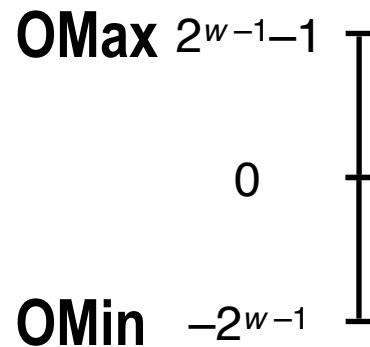
Product



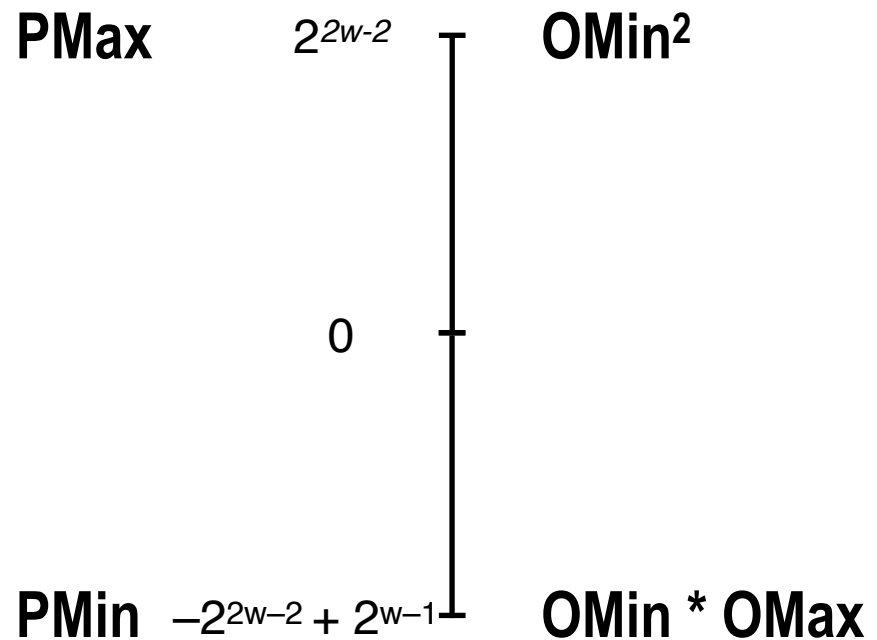
Multiplication

- Goal: Computing Product of w -bit numbers x, y

Original Number (w bits)



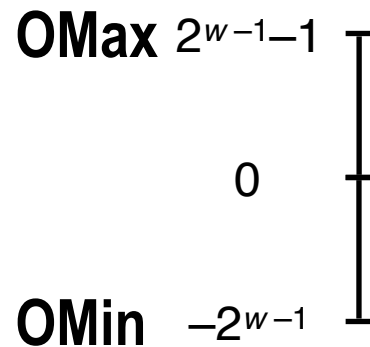
Product



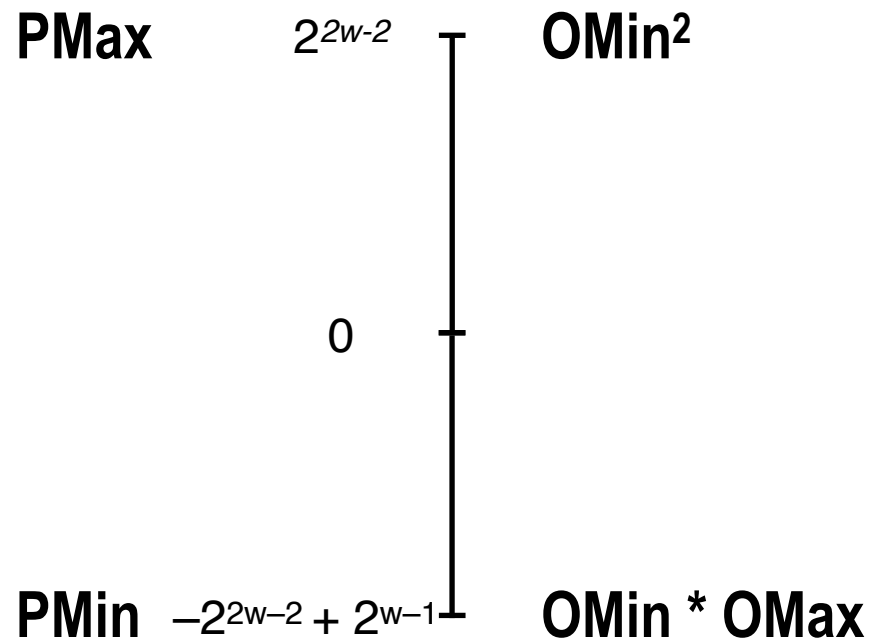
Multiplication

- Goal: Computing Product of w -bit numbers x, y

Original Number (w bits)



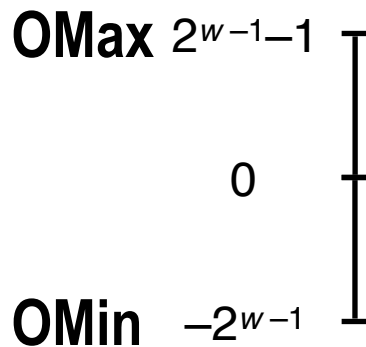
Product ($2w$ bits)



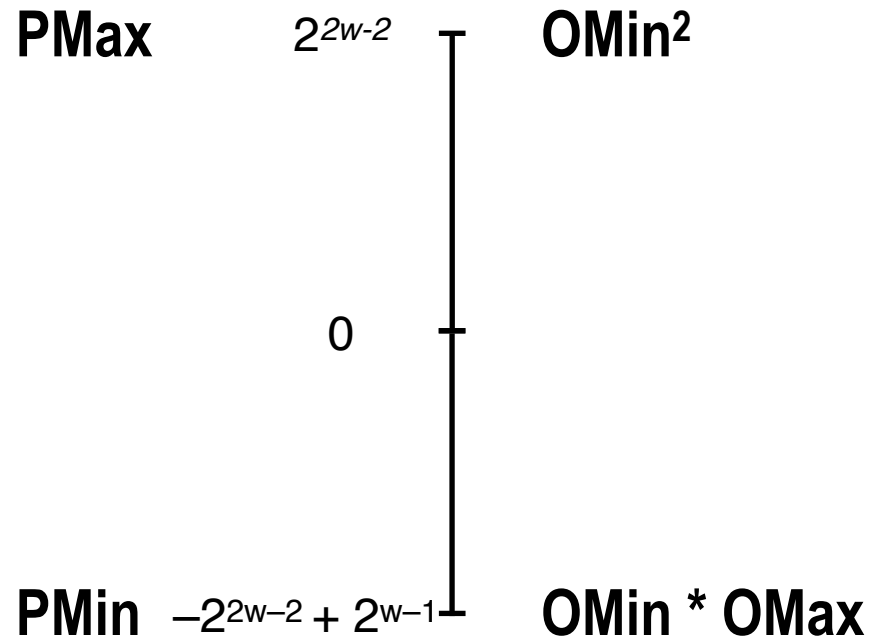
Multiplication

- Goal: Computing Product of w -bit numbers x, y
- Exact results can be bigger than w bits
 - Up to $2w$ bits (both signed and unsigned)

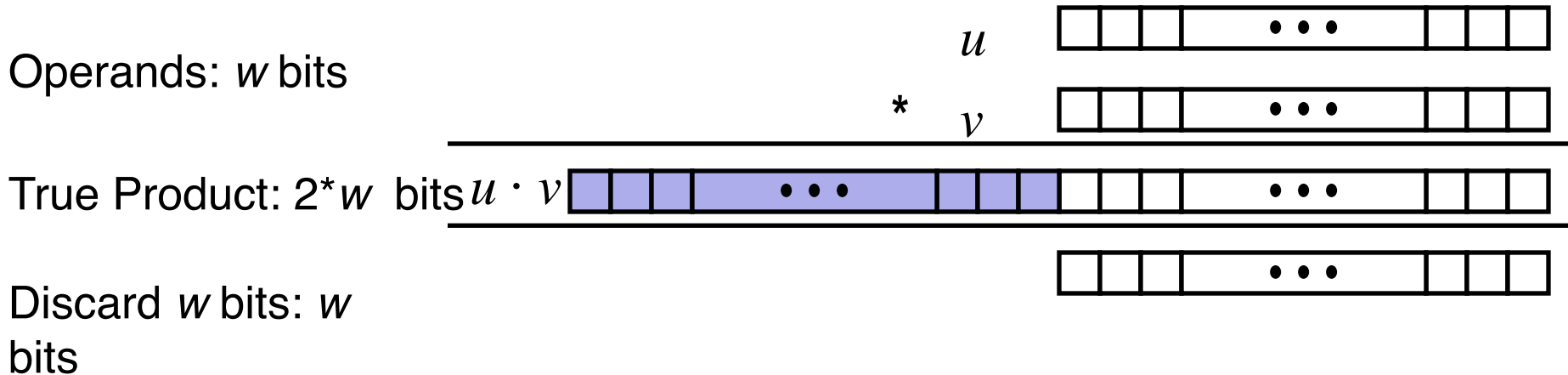
Original Number (w bits)



Product ($2w$ bits)



Unsigned Multiplication in C



- Standard Multiplication Function
 - Ignores high order w bits
- Effectively Implements the following:

$$\text{UMult}_w(u, v) = u \cdot v \bmod 2^w$$

Today: Floating Point

- Background: Fractional binary numbers and fixed-point
- Floating point representation
- IEEE 754 standard
- Rounding, addition, multiplication
- Floating point in C
- Summary

Recall: Represent Fractions in Binary

- What does 10.01_2 mean?
 - C.f., Decimal

Recall: Represent Fractions in Binary


- What does 10.01_2 mean?
 - C.f., Decimal

$$12.45 = 1 * 10^1 + 2 * 10^0 + 4 * 10^{-1} + 5 * 10^{-2}$$

Recall: Represent Fractions in Binary


- What does 10.01_2 mean?
 - C.f., Decimal

$$12.45 = 1 * 10^1 + 2 * 10^0 + 4 * 10^{-1} + 5 * 10^{-2}$$




Recall: Represent Fractions in Binary

- What does 10.01_2 mean?
 - C.f., Decimal

$$12.45 = 1 * 10^1 + 2 * 10^0 + 4 * 10^{-1} + 5 * 10^{-2}$$


Recall: Represent Fractions in Binary


- What does 10.01_2 mean?
 - C.f., Decimal

$$12.45 = 1 * 10^1 + 2 * 10^0 + 4 * 10^{-1} + 5 * 10^{-2}$$


Recall: Represent Fractions in Binary

- What does 10.01_2 mean?
 - C.f., Decimal

$$12.45 = 1 * 10^1 + 2 * 10^0 + 4 * 10^{-1} + 5 * 10^{-2}$$



Recall: Represent Fractions in Binary

- What does 10.01_2 mean?
 - C.f., Decimal


$$12.45 = 1 * 10^1 + 2 * 10^0 + 4 * 10^{-1} + 5 * 10^{-2}$$

$$10.01_2 = 1 * 2^1 + 0 * 2^0 + 0 * 2^{-1} + 1 * 2^{-2}$$

Recall: Represent Fractions in Binary

- What does 10.01_2 mean?
 - C.f., Decimal


$$12.45 = 1 \cdot 10^1 + 2 \cdot 10^0 + 4 \cdot 10^{-1} + 5 \cdot 10^{-2}$$

$$10.01_2 = 1 \cdot 2^1 + 0 \cdot 2^0 + 0 \cdot 2^{-1} + 1 \cdot 2^{-2}$$


Recall: Represent Fractions in Binary

- What does 10.01_2 mean?
 - C.f., Decimal

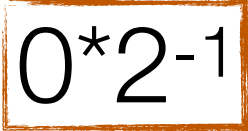

$$12.45 = 1 * 10^1 + 2 * 10^0 + 4 * 10^{-1} + 5 * 10^{-2}$$

$$10.01_2 = 1 * 2^1 + 0 * 2^0 + 0 * 2^{-1} + 1 * 2^{-2}$$


Recall: Represent Fractions in Binary

- What does 10.01_2 mean?
 - C.f., Decimal

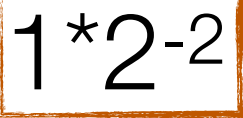

$$12.45 = 1 * 10^1 + 2 * 10^0 + 4 * 10^{-1} + 5 * 10^{-2}$$

$$10.01_2 = 1 * 2^1 + 0 * 2^0 + 0 * 2^{-1} + 1 * 2^{-2}$$


Recall: Represent Fractions in Binary

- What does 10.01_2 mean?
 - C.f., Decimal

$$12.45 = 1 * 10^1 + 2 * 10^0 + 4 * 10^{-1} + 5 * 10^{-2}$$

$$10.01_2 = 1 * 2^1 + 0 * 2^0 + 0 * 2^{-1} + 1 * 2^{-2}$$


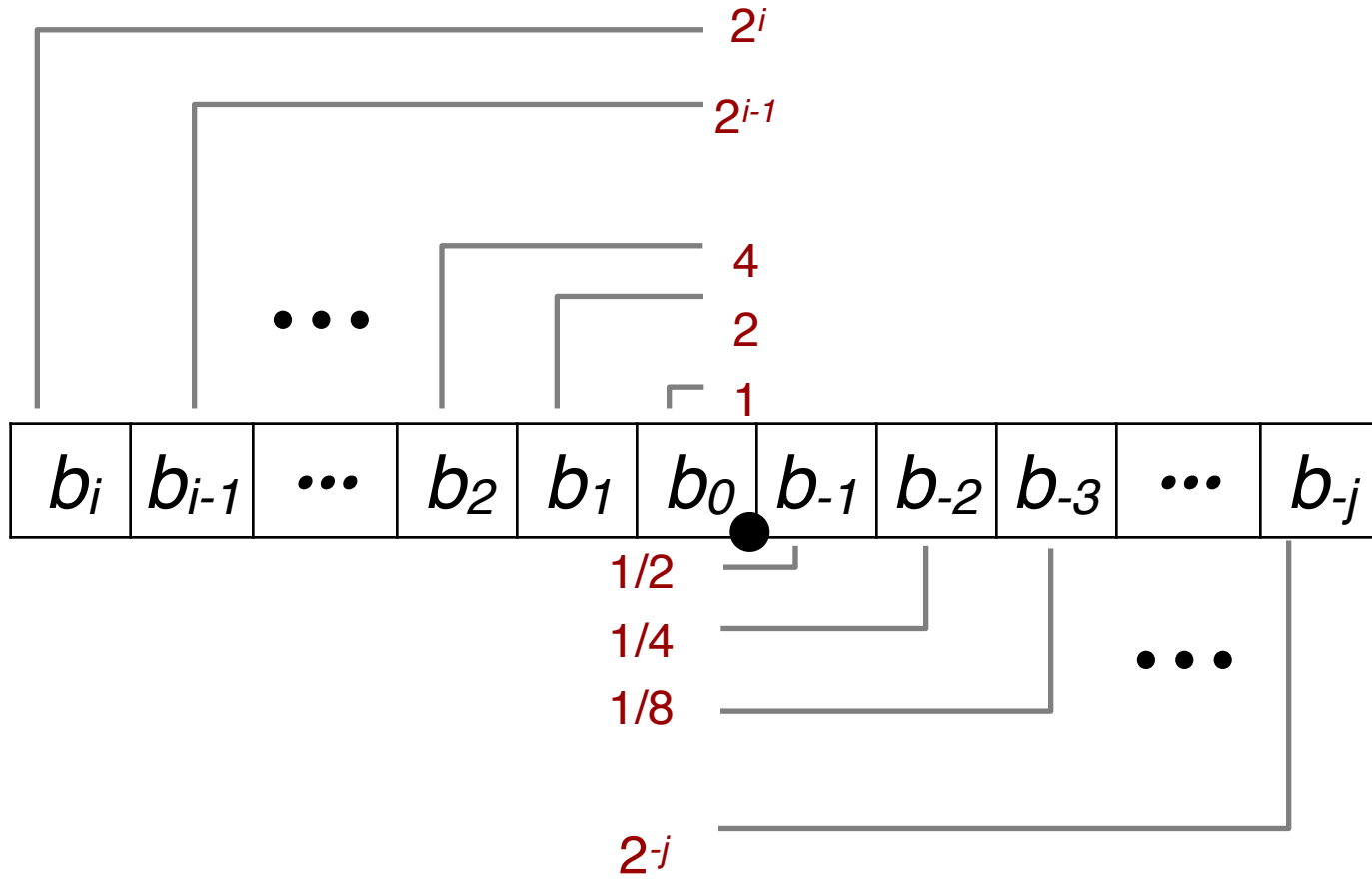
Recall: Represent Fractions in Binary

- What does 10.01_2 mean?
 - C.f., Decimal

$$12.45 = 1 \cdot 10^1 + 2 \cdot 10^0 + 4 \cdot 10^{-1} + 5 \cdot 10^{-2}$$

$$\begin{aligned} 10.01_2 &= 1 \cdot 2^1 + 0 \cdot 2^0 + 0 \cdot 2^{-1} + 1 \cdot 2^{-2} \\ &= 2.25_{10} \end{aligned}$$

Fractional Binary Numbers



Fixed-Point Representation

Fixed-Point Representation

- Binary point stays fixed

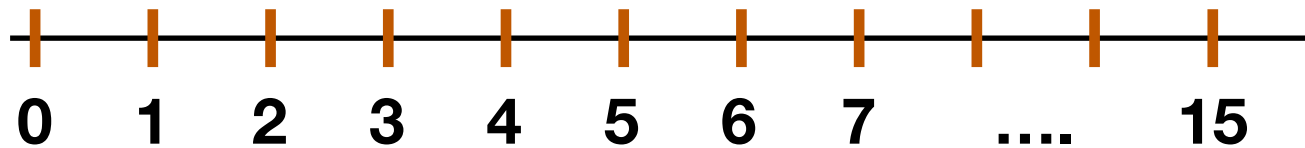
Fixed-Point Representation

- Binary point stays fixed

Decimal	Binary
0	0000.
1	0001.
2	0010.
3	0011.
4	0100.
5	0101.
6	0110.
7	0111.
8	1000.
9	1001.
10	1010.
11	1011.
12	1100.
13	1101.
14	1110.
15	1111.

Fixed-Point Representation

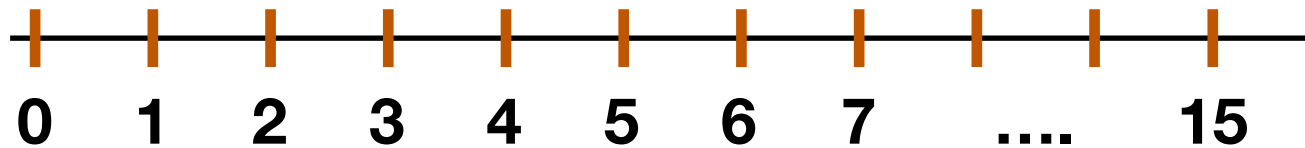
- Binary point stays fixed



Decimal	Binary
0	0000.
1	0001.
2	0010.
3	0011.
4	0100.
5	0101.
6	0110.
7	0111.
8	1000.
9	1001.
10	1010.
11	1011.
12	1100.
13	1101.
14	1110.
15	1111.

Fixed-Point Representation


- Binary point stays fixed



Decimal	Binary
0	00.00
0.25	00.01
0.5	00.10
0.75	00.11
1	01.00
1.25	01.01
1.5	01.10
1.75	01.11
2	10.00
2.25	10.01
2.5	10.10
2.75	10.11
3	11.00
3.25	11.01
3.5	11.10
3.75	11.11

Fixed-Point Representation


- Binary point stays fixed



Decimal	Binary
0	00.00
0.25	00.01
0.5	00.10
0.75	00.11
1	01.00
1.25	01.01
1.5	01.10
1.75	01.11
2	10.00
2.25	10.01
2.5	10.10
2.75	10.11
3	11.00
3.25	11.01
3.5	11.10
3.75	11.11

Fixed-Point Representation


- Binary point stays fixed
- Fixed interval between representable numbers
 - The interval in this example is 0.25_{10}



Decimal	Binary
0	00.00
0.25	00.01
0.5	00.10
0.75	00.11
1	01.00
1.25	01.01
1.5	01.10
1.75	01.11
2	10.00
2.25	10.01
2.5	10.10
2.75	10.11
3	11.00
3.25	11.01
3.5	11.10
3.75	11.11

Fixed-Point Representation

- Binary point stays fixed
- Fixed interval between representable numbers
 - The interval in this example is 0.25_{10}




- Still need to remember the binary point, but just once for all numbers, which is implicit given the data type

Decimal	Binary
0	00.00
0.25	00.01
0.5	00.10
0.75	00.11
1	01.00
1.25	01.01
1.5	01.10
1.75	01.11
2	10.00
2.25	10.01
2.5	10.10
2.75	10.11
3	11.00
3.25	11.01
3.5	11.10
3.75	11.11

Fixed-Point Representation

- Binary point stays fixed
- Fixed interval between representable numbers
 - The interval in this example is 0.25_{10}



- Still need to remember the binary point, but just once for all numbers, which is implicit given the data type
- Usual arithmetics still work
 - No need to align (already aligned)

Decimal	Binary
0	00.00
0.25	00.01
0.5	00.10
0.75	00.11
1	01.00
1.25	01.01
1.5	01.10
1.75	01.11
2	10.00
2.25	10.01
2.5	10.10
2.75	10.11
3	11.00
3.25	11.01
3.5	11.10
3.75	11.11

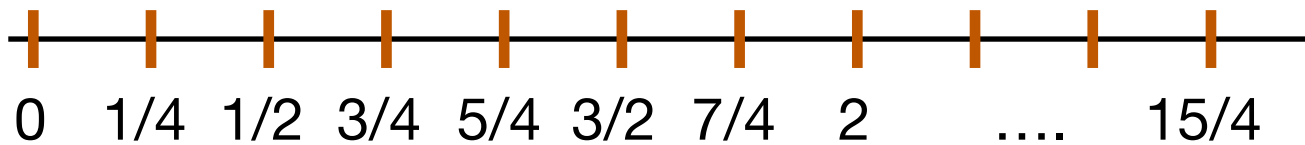
Limitations of Fixed-Point (#1)

Limitations of Fixed-Point (#1)

- Can exactly represent numbers only of the form $x/2^k$

Limitations of Fixed-Point (#1)

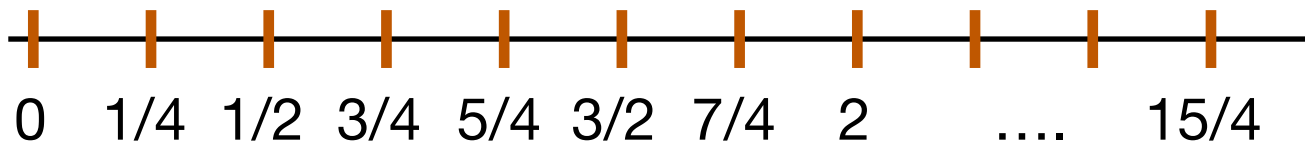
- Can exactly represent numbers only of the form $x/2^k$



$b_3b_2.b_1b_0$

Limitations of Fixed-Point (#1)

- Can exactly represent numbers only of the form $x/2^k$
 - Other rational numbers have repeating bit representations

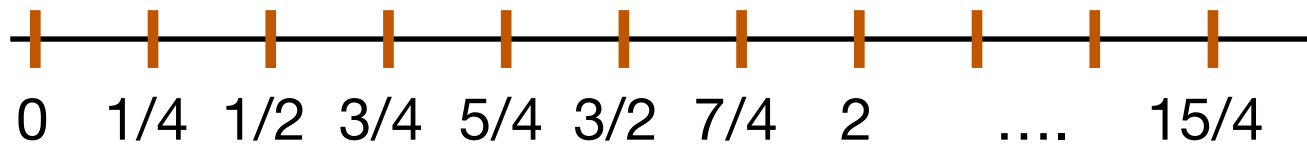


$b_3b_2.b_1b_0$

Limitations of Fixed-Point (#1)

- Can exactly represent numbers only of the form $x/2^k$
 - Other rational numbers have repeating bit representations

Decimal Value	Binary Representation
1/3	0.0101010101[01]...
1/5	0.001100110011[0011]...
1/10	0.0001100110011[0011]...



$b_3b_2.b_1b_0$

Limitations of Fixed-Point (#2)

Limitations of Fixed-Point (#2)

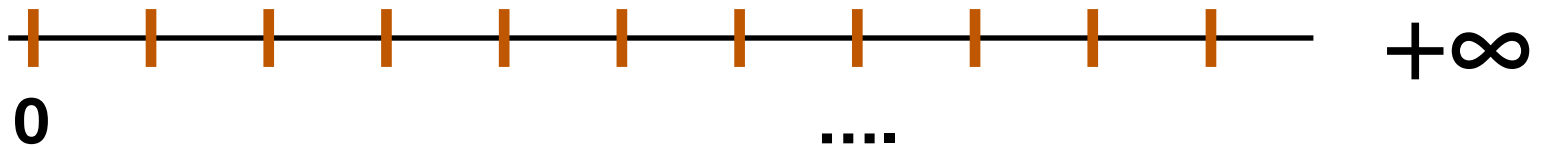
- Can't represent very small and very large numbers at the same time

Limitations of Fixed-Point (#2)

- Can't represent very small and very large numbers at the same time
 - To represent very large numbers, the (fixed) interval needs to be large, making it hard to represent small numbers

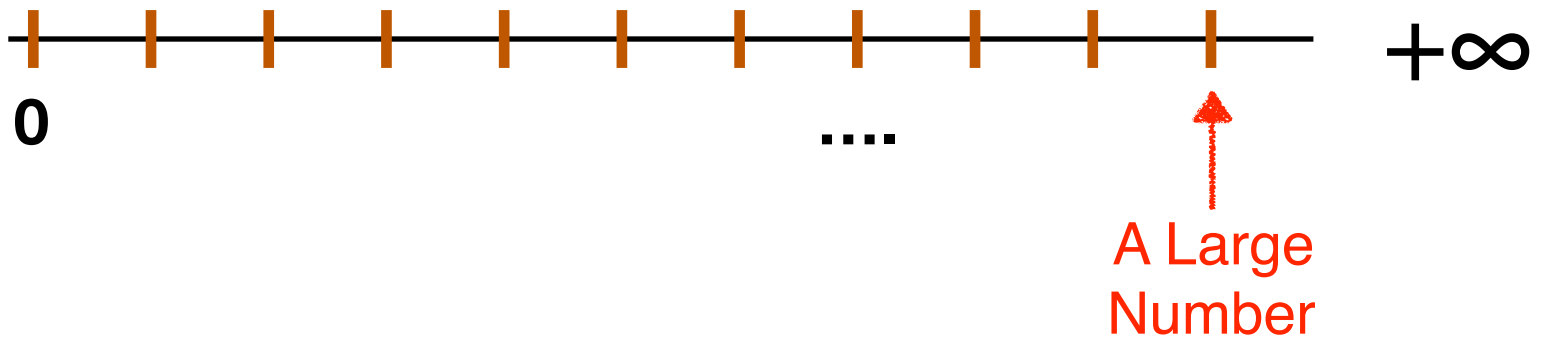
Limitations of Fixed-Point (#2)

- Can't represent very small and very large numbers at the same time
 - To represent very large numbers, the (fixed) interval needs to be large, making it hard to represent small numbers



Limitations of Fixed-Point (#2)

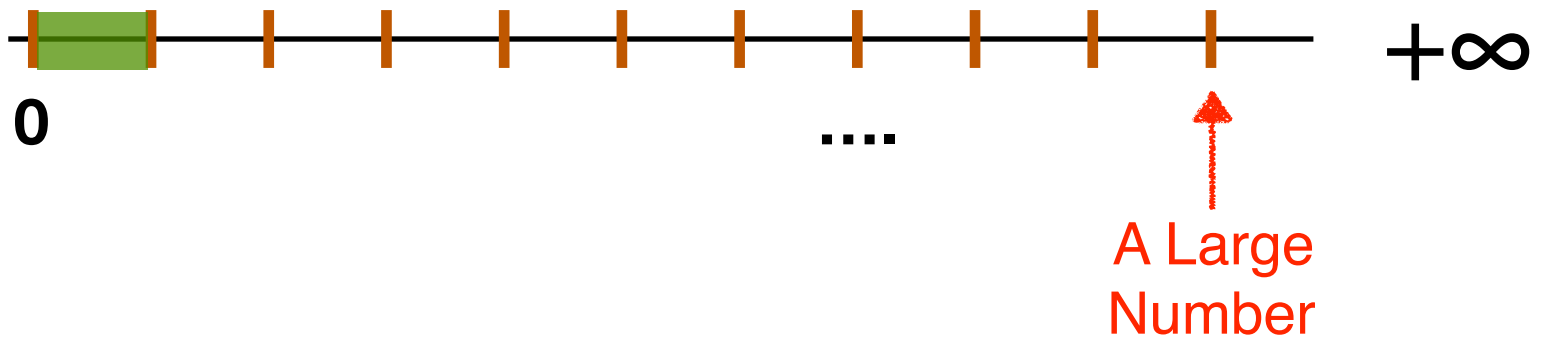
- Can't represent very small and very large numbers at the same time
 - To represent very large numbers, the (fixed) interval needs to be large, making it hard to represent small numbers



Limitations of Fixed-Point (#2)


- Can't represent very small and very large numbers at the same time
 - To represent very large numbers, the (fixed) interval needs to be large, making it hard to represent small numbers

Unrepresentable
small numbers



Limitations of Fixed-Point (#2)

- Can't represent very small and very large numbers at the same time
 - To represent very large numbers, the (fixed) interval needs to be large, making it hard to represent small numbers
 - To represent very small numbers, the (fixed) interval needs to be small, making it hard to represent large numbers



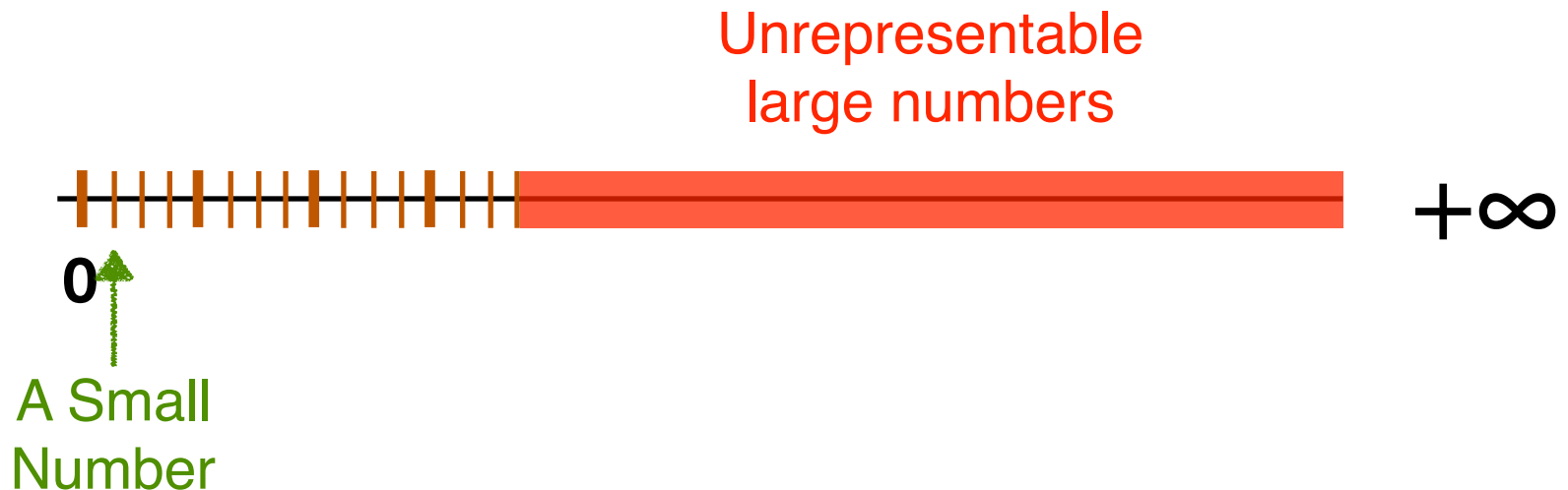
Limitations of Fixed-Point (#2)

- Can't represent very small and very large numbers at the same time
 - To represent very large numbers, the (fixed) interval needs to be large, making it hard to represent small numbers
 - To represent very small numbers, the (fixed) interval needs to be small, making it hard to represent large numbers



Limitations of Fixed-Point (#2)

- Can't represent very small and very large numbers at the same time
 - To represent very large numbers, the (fixed) interval needs to be large, making it hard to represent small numbers
 - To represent very small numbers, the (fixed) interval needs to be small, making it hard to represent large numbers



Today: Floating Point

- Background: Fractional binary numbers and fixed-point
- Floating point representation
- IEEE 754 standard
- Rounding, addition, multiplication
- Floating point in C
- Summary

Primer: (Normalized) Scientific Notation

Primer: (Normalized) Scientific Notation

Decimal Value	Scientific Notation
2	2×10^0
-4,321.768	-4.321768×10^3
0.000 000 007 51	7.51×10^{-9}

Primer: (Normalized) Scientific Notation

- In decimal: $M \times 10^E$
 - E is an integer
 - Normalized form: $1 \leq |M| < 10$

Decimal Value	Scientific Notation
2	2×10^0
-4,321.768	-4.321768×10^3
0.000 000 007 51	7.51×10^{-9}

Primer: (Normalized) Scientific Notation

- In decimal: $M \times 10^E$
 - E is an integer
 - Normalized form: $1 \leq |M| < 10$


$$M \times 10^E$$

Decimal Value	Scientific Notation
2	2×10^0
-4,321.768	-4.321768×10^3
0.000 000 007 51	7.51×10^{-9}

Primer: (Normalized) Scientific Notation

- In decimal: $M \times 10^E$
 - E is an integer
 - Normalized form: $1 \leq |M| < 10$

$$M \times 10^E$$


Significand

Decimal Value	Scientific Notation
2	2×10^0
-4,321.768	-4.321768×10^3
0.000 000 007 51	7.51×10^{-9}

Primer: (Normalized) Scientific Notation

- In decimal: $M \times 10^E$
 - E is an integer
 - Normalized form: $1 \leq |M| < 10$

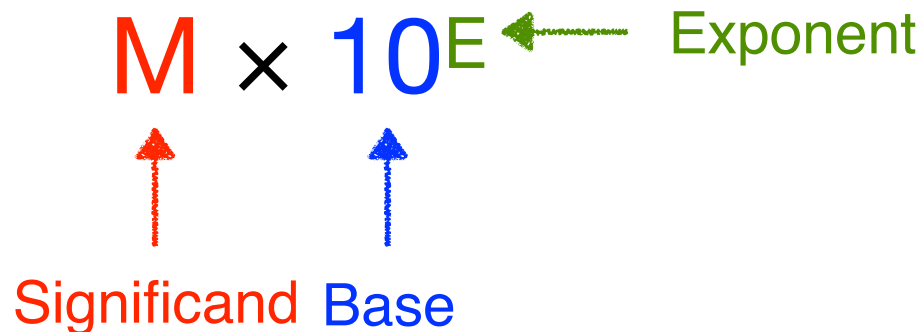
$$\begin{array}{c} M \times 10^E \\ \uparrow \quad \uparrow \\ \text{Significand} \quad \text{Base} \end{array}$$

Decimal Value	Scientific Notation
2	2×10^0
-4,321.768	-4.321768×10^3
0.000 000 007 51	7.51×10^{-9}

Primer: (Normalized) Scientific Notation

- In decimal: $M \times 10^E$
 - E is an integer
 - Normalized form: $1 \leq |M| < 10$

$$M \times 10^E$$



Decimal Value	Scientific Notation
2	2×10^0
-4,321.768	-4.321768×10^3
0.000 000 007 51	7.51×10^{-9}

Primer: (Normalized) Scientific Notation

Binary Value	Scientific Notation
1110110110110	$(-1)^0 1.110110110110 \times 2^{12}$
-101.11	$(-1)^1 1.0111 \times 2^2$
0.00101	$(-1)^0 1.01 \times 2^{-3}$

Primer: (Normalized) Scientific Notation

$$(-1)^s M \times 2^E$$

Binary Value	Scientific Notation
1110110110110	$(-1)^0 1.110110110110 \times 2^{12}$
-101.11	$(-1)^1 1.0111 \times 2^2$
0.00101	$(-1)^0 1.01 \times 2^{-3}$

Primer: (Normalized) Scientific Notation

$$(-1)^s M \times 2^E$$

↑
Base

Binary Value	Scientific Notation
1110110110110	$(-1)^0 1.110110110110 \times 2^{12}$
-101.11	$(-1)^1 1.0111 \times 2^2$
0.00101	$(-1)^0 1.01 \times 2^{-3}$

Primer: (Normalized) Scientific Notation

$$(-1)^s M \times 2^E$$

Exponent

Base

Binary Value	Scientific Notation
1110110110110	$(-1)^0 1.110110110110 \times 2^{12}$
-101.11	$(-1)^1 1.0111 \times 2^2$
0.00101	$(-1)^0 1.01 \times 2^{-3}$

Primer: (Normalized) Scientific Notation

$$(-1)^s M \times 2^E$$

Diagram illustrating the components of scientific notation:

- Exponent** (green text) points to the E in 2^E .
- Significand** (red text) points to the M .
- Base** (blue text) points to the 2 .

Binary Value	Scientific Notation
1110110110110	$(-1)^0 1.110110110110 \times 2^{12}$
-101.11	$(-1)^1 1.0111 \times 2^2$
0.00101	$(-1)^0 1.01 \times 2^{-3}$

Primer: (Normalized) Scientific Notation

Diagram illustrating the components of scientific notation: $(-1)^s M \times 2^E$. The components are labeled as follows:

- Sign** (orange text) points to the exponent s in $(-1)^s$.
- Exponent** (green text) points to the exponent E in 2^E .
- Significand** (red text) points to the significand M .
- Base** (blue text) points to the base 2 .

Binary Value	Scientific Notation
1110110110110	$(-1)^0 1.110110110110 \times 2^{12}$
-101.11	$(-1)^1 1.0111 \times 2^2$
0.00101	$(-1)^0 1.01 \times 2^{-3}$

Primer: (Normalized) Scientific Notation

- In binary: $(-1)^s M 2^E$
- Normalized form:
 - $1 \leq M < 2$
 - $M = 1.b_0b_1b_2b_3\dots$

Diagram illustrating the components of scientific notation: $(-1)^s M \times 2^E$. The components are labeled as follows:

- Sign** (orange text) points to $(-1)^s$.
- Exponent** (green text) points to E .
- Significand** (red text) points to M .
- Base** (blue text) points to 2 .

Binary Value	Scientific Notation
1110110110110	$(-1)^0 1.110110110110 \times 2^{12}$
-101.11	$(-1)^1 1.0111 \times 2^2$
0.00101	$(-1)^0 1.01 \times 2^{-3}$

Primer: (Normalized) Scientific Notation

- In binary: $(-1)^s M 2^E$
- Normalized form:
 - $1 \leq M < 2$
 - $M = 1.b_0b_1b_2b_3\dots$
Fraction

Diagram illustrating the components of scientific notation: $(-1)^s M \times 2^E$. The components are labeled as follows:

- Sign** (orange arrow pointing to $(-1)^s$)
- Exponent** (green arrow pointing to E)
- Significand** (red arrow pointing to M)
- Base** (blue arrow pointing to 2)

Binary Value	Scientific Notation
1110110110110	$(-1)^0 1.110110110110 \times 2^{12}$
-101.11	$(-1)^1 1.0111 \times 2^2$
0.00101	$(-1)^0 1.01 \times 2^{-3}$

Primer: (Normalized) Scientific Notation

- In binary: $(-1)^s M 2^E$
- Normalized form:
 - $1 \leq M < 2$
 - $M = 1.b_0b_1b_2b_3\dots$
Fraction

The diagram shows the components of the scientific notation formula $(-1)^s M \times 2^E$. Colored arrows point from labels to the corresponding parts of the formula: an orange arrow from 'Sign' to the exponent 's', a green arrow from 'Exponent' to the power 'E', a red arrow from 'Significand' to 'M', and a blue arrow from 'Base' to the '2'.

$$(-1)^s M \times 2^E$$

- If I tell you that there is a number where:
 - Fraction = 0101
 - $s = 1$
 - $E = 10$
 - You could reconstruct the number as $(-1)^1 1.0101 \times 2^{10}$

Primer: Floating Point Representation

- In binary: $(-1)^s M 2^E$
- Normalized form:
 - $1 \leq M < 2$
 - $M = 1.b_0b_1b_2b_3\dots$
Fraction

The diagram shows the floating point representation formula $(-1)^s M \times 2^E$ with four color-coded labels and arrows pointing to their respective parts: 'Sign' (orange) points to the exponent s in $(-1)^s$; 'Exponent' (green) points to the exponent E in 2^E ; 'Significand' (red) points to the mantissa M ; and 'Base' (blue) points to the base 2 in 2^E .

$$(-1)^s M \times 2^E$$

Primer: Floating Point Representation

- In binary: $(-1)^s M 2^E$
- Normalized form:
 - $1 \leq M < 2$
 - $M = 1.b_0b_1b_2b_3\dots$
Fraction
- Encoding

The diagram shows the floating point representation formula $(-1)^s M \times 2^E$ with color-coded labels and arrows indicating their relationship to the formula components:

- Sign** (orange text) has a downward arrow pointing to the exponent s in $(-1)^s$.
- Exponent** (green text) has a downward arrow pointing to the exponent E in 2^E .
- Significand** (red text) has an upward arrow pointing to the mantissa M .
- Base** (blue text) has an upward arrow pointing to the base 2 .

The formula itself is written as $(-1)^s M \times 2^E$, where (-1) is black, s is orange, M is red, \times is black, 2 is blue, and E is green.

Primer: Floating Point Representation

- In binary: $(-1)^s M 2^E$
- Normalized form:
 - $1 \leq M < 2$
 - $M = 1.b_0b_1b_2b_3\dots$
Fraction
- Encoding

$$\begin{array}{ccc} \text{Sign} & & \text{Exponent} \\ \downarrow & & \downarrow \\ (-1)^s & M & \times 2^E \\ \uparrow & \uparrow & \uparrow \\ \text{Significand} & & \text{Base} \end{array}$$



Primer: Floating Point Representation

- In binary: $(-1)^s M 2^E$
- Normalized form:
 - $1 \leq M < 2$
 - $M = 1.b_0b_1b_2b_3\dots$
Fraction
- Encoding
 - MSB s is sign bit s

$$\begin{array}{ccc} \text{Sign} & & \text{Exponent} \\ \downarrow & & \downarrow \\ (-1)^s & M & \times 2^E \\ \uparrow & \uparrow & \uparrow \\ \text{Significand} & & \text{Base} \end{array}$$



Primer: Floating Point Representation

- In binary: $(-1)^s M 2^E$
- Normalized form:
 - $1 \leq M < 2$
 - $M = 1.b_0b_1b_2b_3\dots$
Fraction

$$\begin{array}{ccc} \text{Sign} & & \text{Exponent} \\ \downarrow & & \downarrow \\ (-1)^s & M & \times 2^E \\ \uparrow & \uparrow & \uparrow \\ \text{Significand} & & \text{Base} \end{array}$$

- Encoding
 - MSB s is sign bit s
 - exp field encodes **Exponent** (but not exactly the same, more later)



Primer: Floating Point Representation

- In binary: $(-1)^s M 2^E$
- Normalized form:
 - $1 \leq M < 2$
 - $M = 1.b_0b_1b_2b_3\dots$
 Fraction

The diagram shows the formula $(-1)^s M \times 2^E$ with color-coded labels and arrows. The label "Sign" in orange has a downward arrow pointing to the exponent s in the term $(-1)^s$. The label "Exponent" in green has a downward arrow pointing to the exponent E in the term 2^E . The label "Significand" in red has an upward arrow pointing to the mantissa M . The label "Base" in blue has an upward arrow pointing to the base 2 .

- Encoding
 - MSB s is sign bit s
 - exp field encodes **Exponent** (but not exactly the same, more later)
 - $frac$ field encodes **Fraction** (but not exactly the same, more later)



6-bit Floating Point Example

$$v = (-1)^s M 2^E$$



6-bit Floating Point Example


$$v = (-1)^s M 2^E$$



- *exp* has 3 bits, interpreted as an unsigned value

6-bit Floating Point Example

$$v = (-1)^s M 2^E$$



- *exp* has 3 bits, interpreted as an unsigned value
 - If *exp* were *E*, we could represent exponents from **0 to 7**

6-bit Floating Point Example


$$v = (-1)^s M 2^E$$



- *exp* has 3 bits, interpreted as an unsigned value
 - If *exp* were E , we could represent exponents from **0 to 7**
 - How about negative exponent?

6-bit Floating Point Example


$$v = (-1)^s M 2^E$$



- *exp* has 3 bits, interpreted as an unsigned value
 - If *exp* were E , we could represent exponents from **0 to 7**
 - How about negative exponent?
 - Subtract a bias term: $E = \text{exp} - \text{bias}$ (i.e., $\text{exp} = E + \text{bias}$)

6-bit Floating Point Example


$$v = (-1)^s M 2^E$$



- *exp* has 3 bits, interpreted as an unsigned value
 - If *exp* were E , we could represent exponents from **0 to 7**
 - How about negative exponent?
 - Subtract a bias term: $E = \text{exp} - \text{bias}$ (i.e., $\text{exp} = E + \text{bias}$)
 - bias is always $2^{k-1} - 1$, where k is number of exponent bits

6-bit Floating Point Example


$$v = (-1)^s M 2^E$$



- *exp* has 3 bits, interpreted as an unsigned value
 - If *exp* were E , we could represent exponents from **0 to 7**
 - How about negative exponent?
 - Subtract a bias term: $E = exp - bias$ (i.e., $exp = E + bias$)
 - bias is always $2^{k-1} - 1$, where k is number of exponent bits
- Example when we use 3 bits for *exp* (i.e., $k = 3$):

6-bit Floating Point Example


$$v = (-1)^s M 2^E$$



- *exp* has 3 bits, interpreted as an unsigned value
 - If *exp* were E , we could represent exponents from **0 to 7**
 - How about negative exponent?
 - Subtract a bias term: $E = exp - bias$ (i.e., $exp = E + bias$)
 - bias is always $2^{k-1} - 1$, where k is number of exponent bits
- Example when we use 3 bits for *exp* (i.e., $k = 3$):
 - bias = 3

6-bit Floating Point Example


$$v = (-1)^s M 2^E$$



- *exp* has 3 bits, interpreted as an unsigned value
 - If *exp* were E , we could represent exponents from **0 to 7**
 - How about negative exponent?
 - Subtract a bias term: $E = \text{exp} - \text{bias}$ (i.e., $\text{exp} = E + \text{bias}$)
 - bias is always $2^{k-1} - 1$, where k is number of exponent bits
- Example when we use 3 bits for *exp* (i.e., $k = 3$):
 - bias = 3
 - If $E = -2$, *exp* is 1 (001_2)

6-bit Floating Point Example

$$v = (-1)^s M 2^E$$




- *exp* has 3 bits, interpreted as an unsigned value
 - If *exp* were *E*, we could represent exponents from **0 to 7**
 - How about negative exponent?
 - Subtract a bias term: $E = exp - bias$ (i.e., $exp = E + bias$)
 - bias is always $2^{k-1} - 1$, where *k* is number of exponent bits
- Example when we use 3 bits for *exp* (i.e., $k = 3$):
 - bias = 3
 - If $E = -2$, *exp* is 1 (001_2)

E	exp
-3	000
-2	001
-1	010
0	011
1	100
2	101
3	110
4	111

6-bit Floating Point Example

$$v = (-1)^s M 2^E$$




- *exp* has 3 bits, interpreted as an unsigned value
 - If *exp* were *E*, we could represent exponents from **0 to 7**
 - How about negative exponent?
 - Subtract a bias term: $E = \text{exp} - \text{bias}$ (i.e., $\text{exp} = E + \text{bias}$)
 - bias is always $2^{k-1} - 1$, where *k* is number of exponent bits
- Example when we use 3 bits for *exp* (i.e., $k = 3$):
 - bias = 3
 - If $E = -2$, *exp* is 1 (001_2)
 - Reserve 000 and 111 for other purposes (more on this later)

E	exp
3	000
-2	001
-1	010
0	011
1	100
2	101
3	110
4	111

6-bit Floating Point Example

$$v = (-1)^s M 2^E$$



- *exp* has 3 bits, interpreted as an unsigned value
 - If *exp* were *E*, we could represent exponents from **0 to 7**
 - How about negative exponent?
 - Subtract a bias term: $E = \text{exp} - \text{bias}$ (i.e., $\text{exp} = E + \text{bias}$)
 - bias is always $2^{k-1} - 1$, where *k* is number of exponent bits
- Example when we use 3 bits for *exp* (i.e., $k = 3$):
 - bias = 3
 - If $E = -2$, *exp* is 1 (001_2)
 - Reserve 000 and 111 for other purposes (more on this later)
 - We can now represent exponents from **-2 (exp 001) to 3 (exp 110)**

E	exp
8	000
-2	001
-1	010
0	011
1	100
2	101
3	110
4	111

6-bit Floating Point Example

$$v = (-1)^s M 2^E$$



6-bit Floating Point Example

$$v = (-1)^s M 2^E$$



- *frac* has 2 bits, append them after “1.” to form M
 - *frac* = 10 implies M = 1.10

6-bit Floating Point Example

$$v = (-1)^s M 2^E$$



- *frac* has 2 bits, append them after “1.” to form M
 - *frac* = 10 implies M = 1.10
- Putting it Together: An Example:

$$-10.1_2 = (-1)^1 1.01 \times 2^1$$

6-bit Floating Point Example

$$v = (-1)^s M 2^E$$



- *frac* has 2 bits, append them after “1.” to form M
 - *frac* = 10 implies M = 1.10
- Putting it Together: An Example:

$$-10.1_2 = (-1)^1 1.01 \times 2^1$$

6-bit Floating Point Example

$$v = (-1)^s M 2^E$$



- *frac* has 2 bits, append them after “1.” to form M
 - *frac* = 10 implies M = 1.10
- Putting it Together: An Example:

↓


$$-10.1_2 = (-1)^1 1.01 \times 2^1$$

6-bit Floating Point Example

$$v = (-1)^s M 2^E$$



- *frac* has 2 bits, append them after “1.” to form M
 - *frac* = 10 implies M = 1.10
- Putting it Together: An Example:

$$-10.1_2 = (-1)^1 1.01 \times 2^1$$


6-bit Floating Point Example

$$v = (-1)^s M 2^E$$



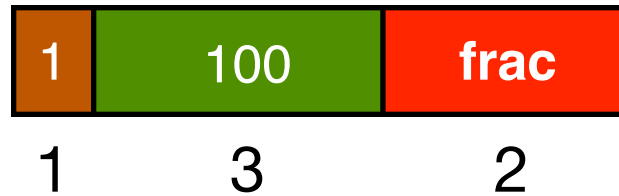
- *frac* has 2 bits, append them after “1.” to form M
 - *frac* = 10 implies M = 1.10
- Putting it Together: An Example:

$$-10.1_2 = (-1)^1 1.01 \times 2^1$$

E	exp
0	000
-2	001
-1	010
0	011
1	100
2	101
3	110
4	111

6-bit Floating Point Example

$$v = (-1)^s M 2^E$$



- *frac* has 2 bits, append them after “1.” to form M
 - *frac* = 10 implies M = 1.10
- Putting it Together: An Example:

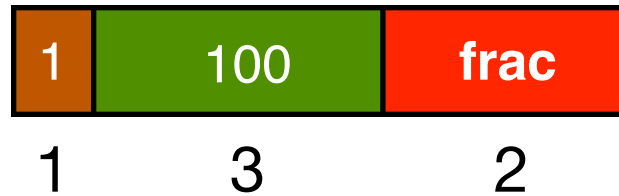
$$-10.1_2 = (-1)^1 1.01 \times 2^1$$

E	exp
0	000
-2	001
-1	010
0	011
1	100
2	101
3	110
4	111



6-bit Floating Point Example

$$v = (-1)^s M 2^E$$



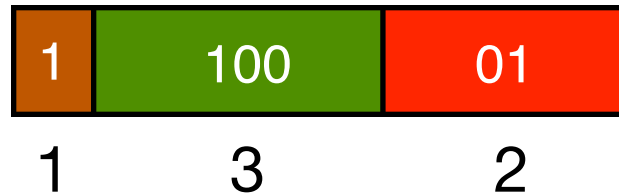
- *frac* has 2 bits, append them after “1.” to form M
 - *frac* = 10 implies M = 1.10
- Putting it Together: An Example:

$$-10.1_2 = (-1)^1 1.01 \times 2^1$$

E	exp
0	000
-2	001
-1	010
0	011
1	100
2	101
3	110
4	111

6-bit Floating Point Example

$$v = (-1)^s M 2^E$$



- *frac* has 2 bits, append them after “1.” to form M
 - *frac* = 10 implies M = 1.10
- Putting it Together: An Example:

$$-10.1_2 = (-1)^1 1.01 \times 2^1$$


E	exp
0	000
-2	001
-1	010
0	011
1	100
2	101
3	110
4	111

Representable Numbers (Positive Only)

$$v = (-1)^s M 2^E$$



E	exp	E	exp
-3	000	1	100
-2	001	2	101
-1	010	3	110
0	011	4	111




Representable Numbers (Positive Only)

$$v = (-1)^s M 2^E$$



E	exp	E	exp
-3	000	1	100
-2	001	2	101
-1	010	3	110
0	011	4	111




Representable Numbers (Positive Only)

$$v = (-1)^s M 2^E$$



E	exp	E	exp
-3	000	1	100
-2	001	2	101
-1	010	3	110
0	011	4	111




Representable Numbers (Positive Only)

$$v = (-1)^s M 2^E$$



E	exp	E	exp
-3	000	1	100
-2	001	2	101
-1	010	3	110
0	011	4	111




Representable Numbers (Positive Only)

$$v = (-1)^s M 2^E$$



E	exp	E	exp
-3	000	1	100
-2	001	2	101
-1	010	3	110
0	011	4	111




Representable Numbers (Positive Only)

$$v = (-1)^s M 2^E$$



E	exp	E	exp
-3	000	1	100
-2	001	2	101
-1	010	3	110
0	011	4	111




Representable Numbers (Positive Only)

$$v = (-1)^s M 2^E$$



E	exp	E	exp
-3	000	1	100
-2	001	2	101
-1	010	3	110
0	011	4	111




Representable Numbers (Positive Only)

$$v = (-1)^s M 2^E$$



E	exp	E	exp
-3	000	1	100
-2	001	2	101
-1	010	3	110
0	011	4	111




Representable Numbers (Positive Only)

$$v = (-1)^s M 2^E$$



E	exp	E	exp
-3	000	1	100
-2	001	2	101
-1	010	3	110
0	011	4	111




Representable Numbers (Positive Only)

$$v = (-1)^s M 2^E$$



E	exp	E	exp
-3	000	1	100
-2	001	2	101
-1	010	3	110
0	011	4	111




Representable Numbers (Positive Only)

$$v = (-1)^s M 2^E$$



E	exp	E	exp
-3	000	1	100
-2	001	2	101
-1	010	3	110
0	011	4	111




Representable Numbers (Positive Only)

$$v = (-1)^s M 2^E$$



E	exp	E	exp
-3	000	1	100
-2	001	2	101
-1	010	3	110
0	011	4	111




Representable Numbers (Positive Only)

$$v = (-1)^s M 2^E$$



E	exp	E	exp
-3	000	1	100
-2	001	2	101
-1	010	3	110
0	011	4	111

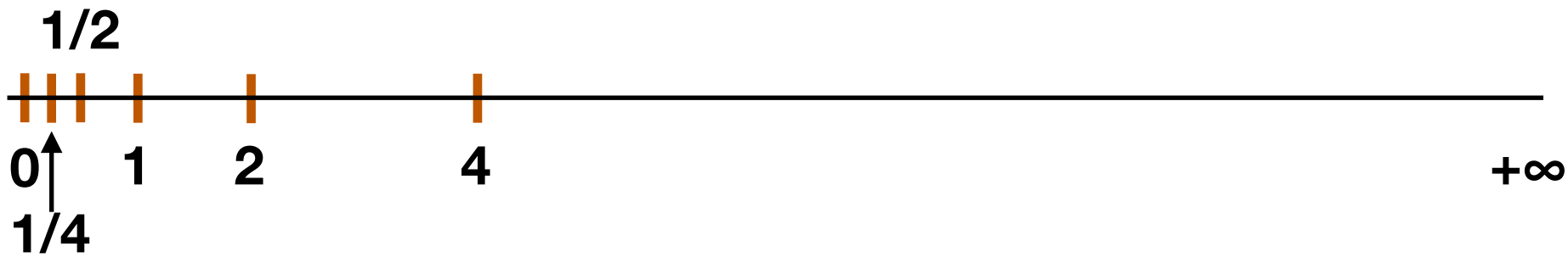


Representable Numbers (Positive Only)

$$v = (-1)^s M 2^E$$



E	exp	E	exp
-3	000	1	100
-2	001	2	101
-1	010	3	110
0	011	4	111

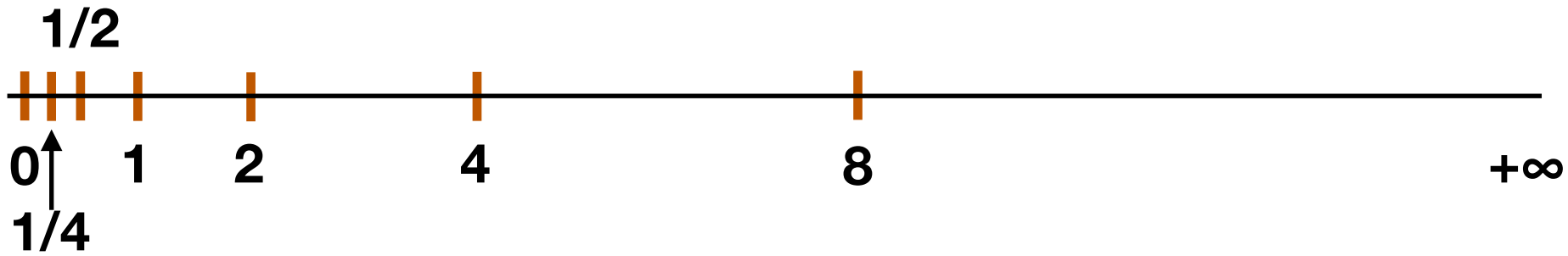


Representable Numbers (Positive Only)

$$v = (-1)^s M 2^E$$



E	exp	E	exp
-3	000	1	100
-2	001	2	101
-1	010	3	110
0	011	4	111

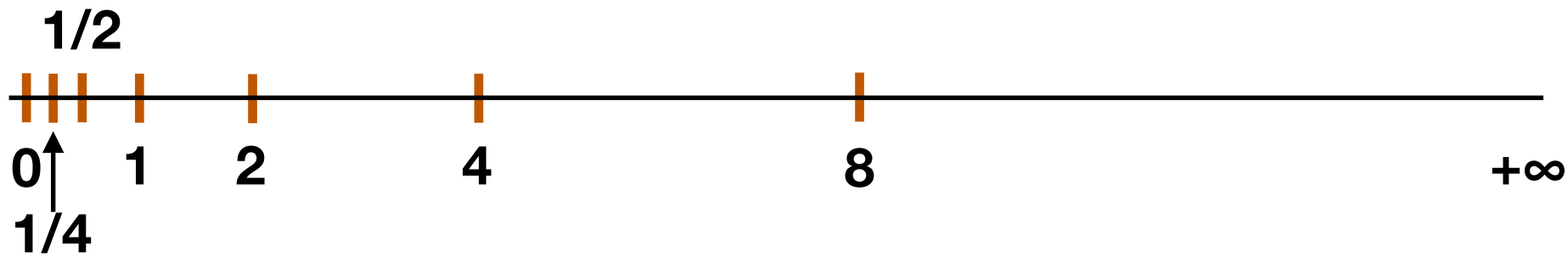


Representable Numbers (Positive Only)

$$v = (-1)^s M 2^E$$



E	exp	E	exp
-3	000	1	100
-2	001	2	101
-1	010	3	110
0	011	4	111

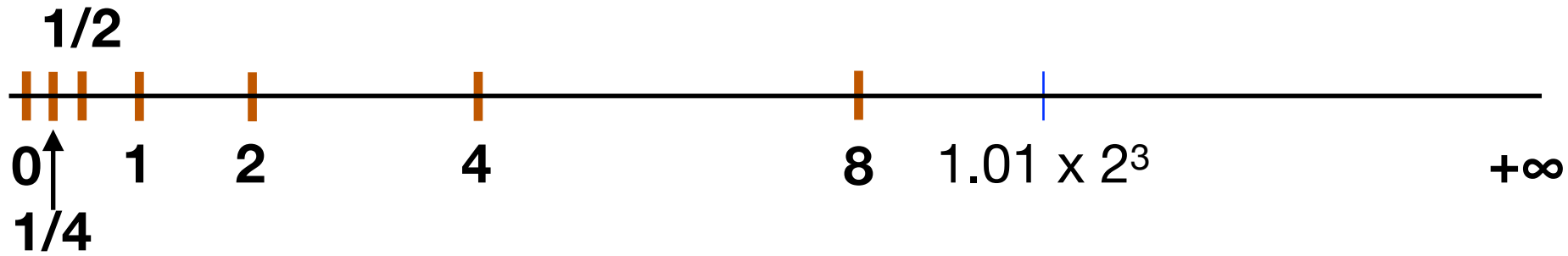


Representable Numbers (Positive Only)

$$v = (-1)^s M 2^E$$



E	exp	E	exp
-3	000	1	100
-2	001	2	101
-1	010	3	110
0	011	4	111

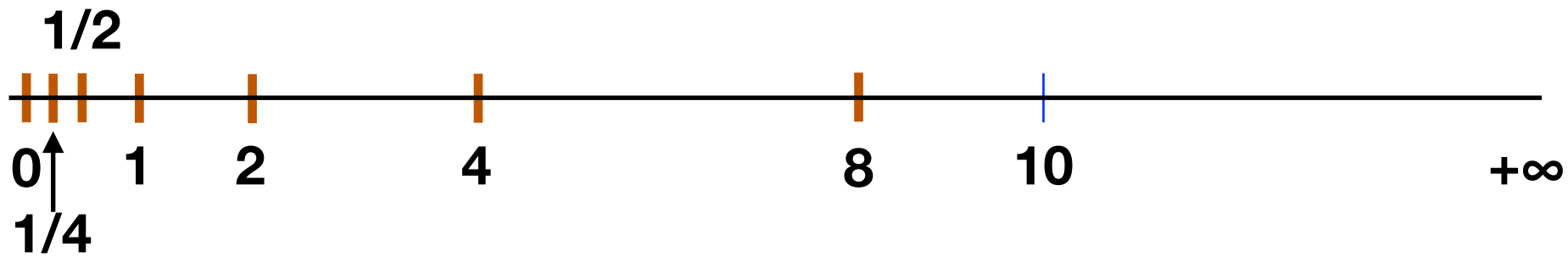


Representable Numbers (Positive Only)

$$v = (-1)^s M 2^E$$



E	exp	E	exp
-3	000	1	100
-2	001	2	101
-1	010	3	110
0	011	4	111

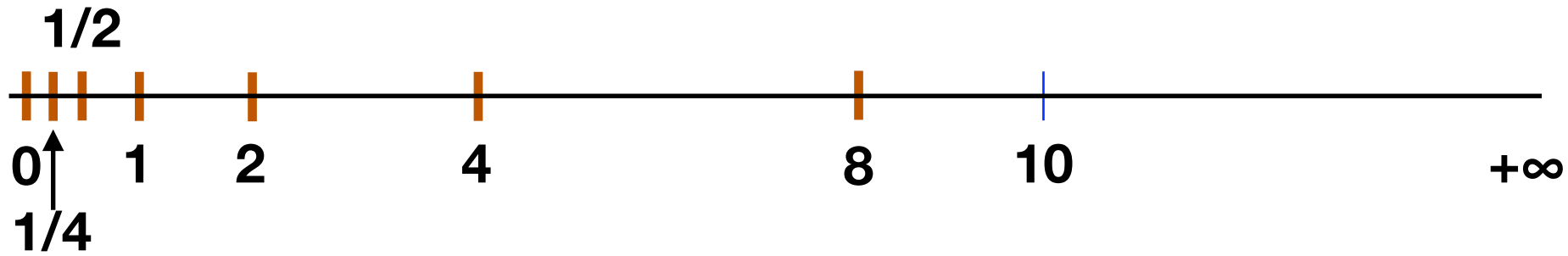


Representable Numbers (Positive Only)

$$v = (-1)^s M 2^E$$



E	exp	E	exp
-3	000	1	100
-2	001	2	101
-1	010	3	110
0	011	4	111

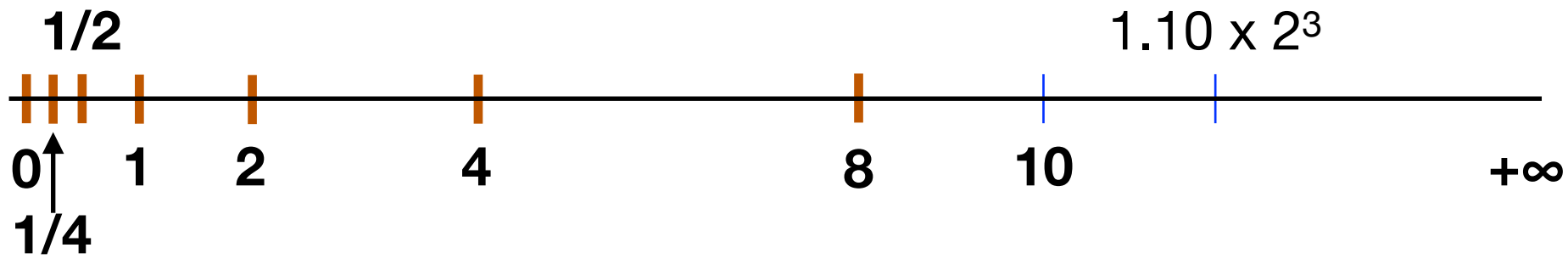


Representable Numbers (Positive Only)

$$v = (-1)^s M 2^E$$



E	exp	E	exp
-3	000	1	100
-2	001	2	101
-1	010	3	110
0	011	4	111

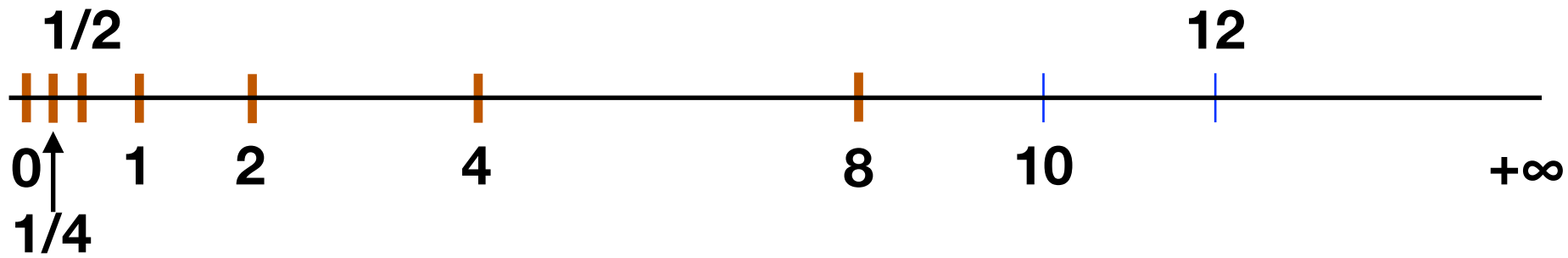


Representable Numbers (Positive Only)

$$v = (-1)^s M 2^E$$



E	exp	E	exp
-3	000	1	100
-2	001	2	101
-1	010	3	110
0	011	4	111

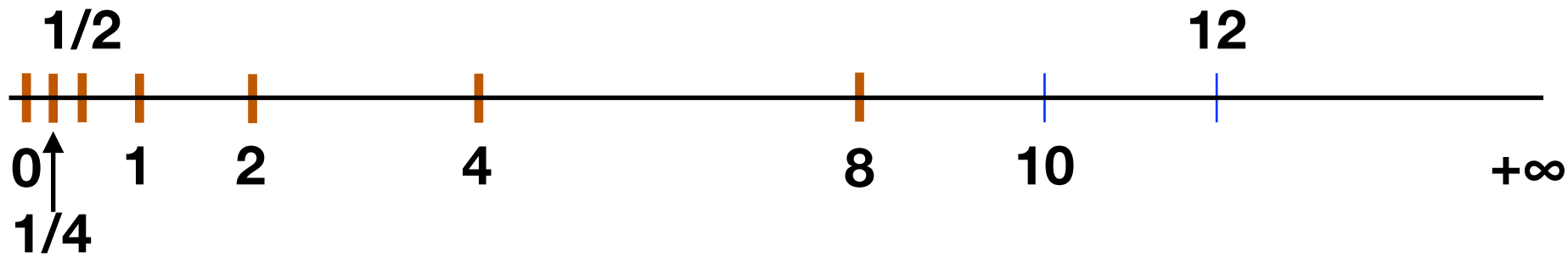


Representable Numbers (Positive Only)

$$v = (-1)^s M 2^E$$



E	exp	E	exp
-3	000	1	100
-2	001	2	101
-1	010	3	110
0	011	4	111

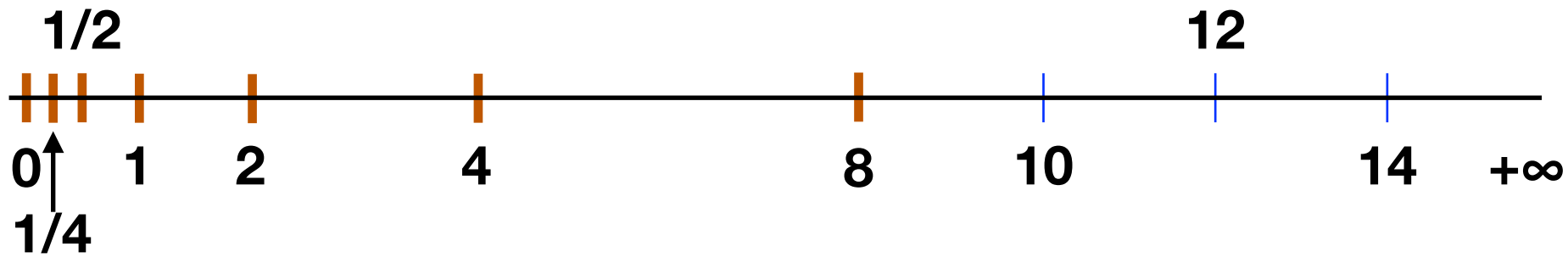


Representable Numbers (Positive Only)

$$v = (-1)^s M 2^E$$



E	exp	E	exp
-3	000	1	100
-2	001	2	101
-1	010	3	110
0	011	4	111

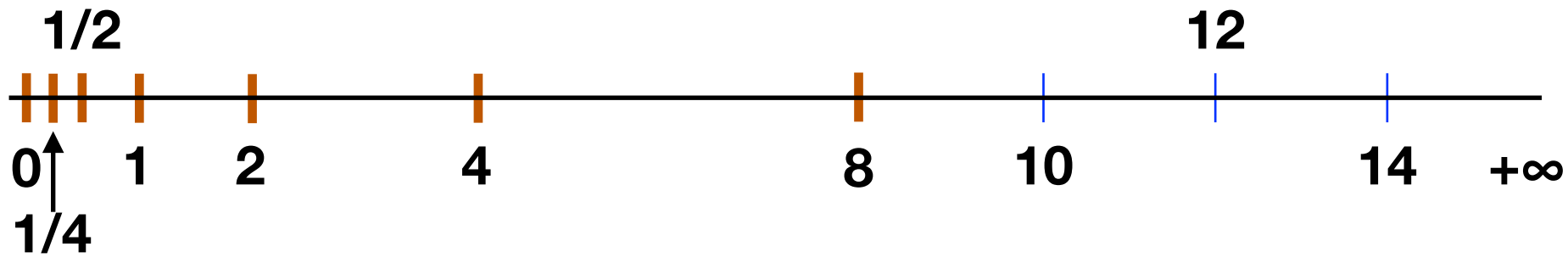


Representable Numbers (Positive Only)

$$v = (-1)^s M 2^E$$



E	exp	E	exp
-3	000	1	100
-2	001	2	101
-1	010	3	110
0	011	4	111

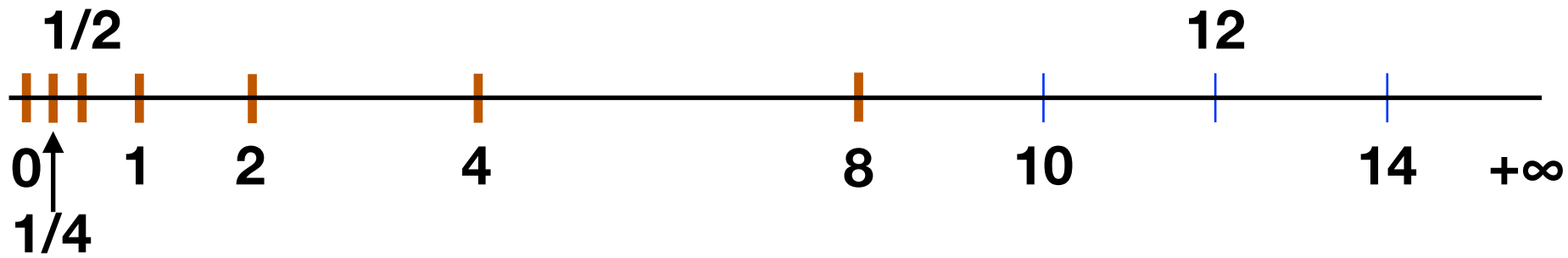


Representable Numbers (Positive Only)

$$v = (-1)^s M 2^E$$



E	exp	E	exp
-3	000	1	100
-2	001	2	101
-1	010	3	110
0	011	4	111

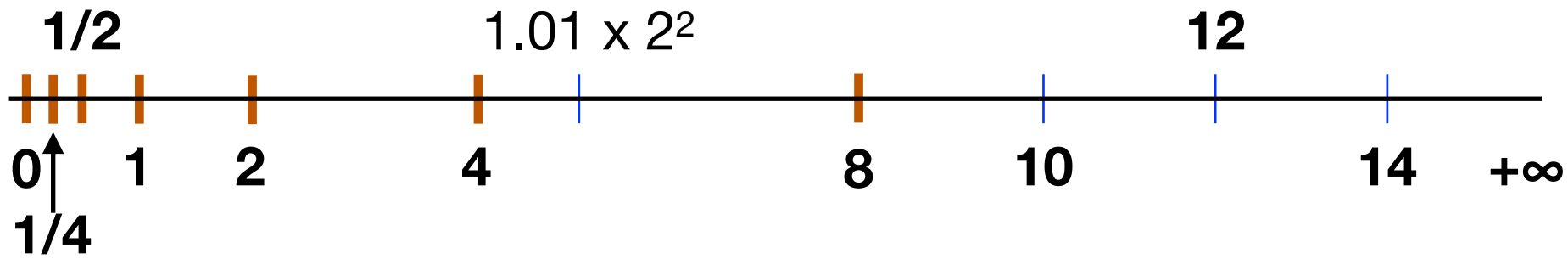


Representable Numbers (Positive Only)

$$v = (-1)^s M 2^E$$



E	exp	E	exp
-3	000	1	100
-2	001	2	101
-1	010	3	110
0	011	4	111

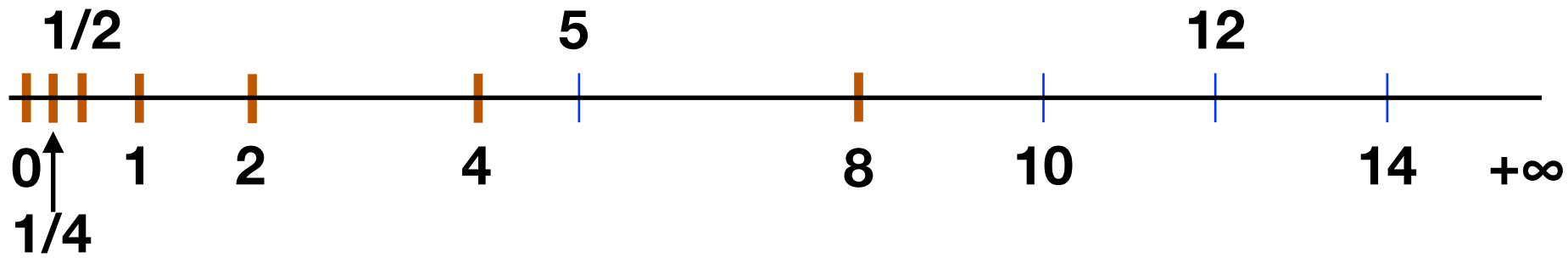


Representable Numbers (Positive Only)

$$v = (-1)^s M 2^E$$



E	exp	E	exp
-3	000	1	100
-2	001	2	101
-1	010	3	110
0	011	4	111

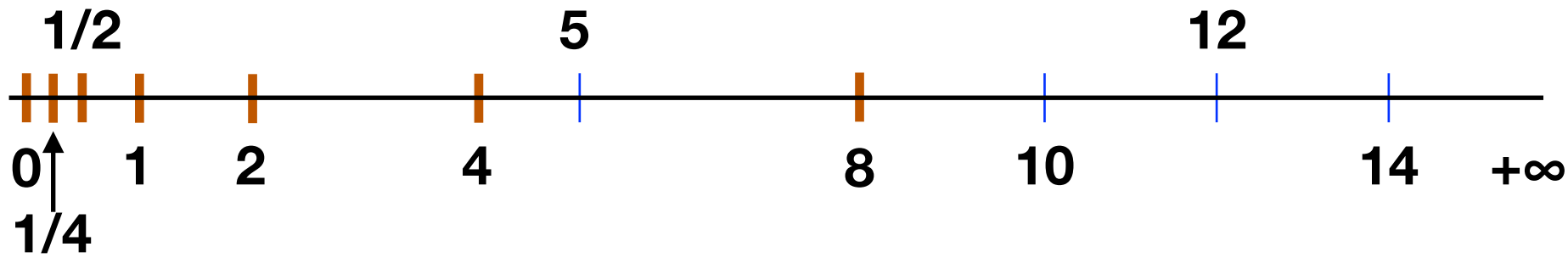


Representable Numbers (Positive Only)

$$v = (-1)^s M 2^E$$



E	exp	E	exp
-3	000	1	100
-2	001	2	101
-1	010	3	110
0	011	4	111

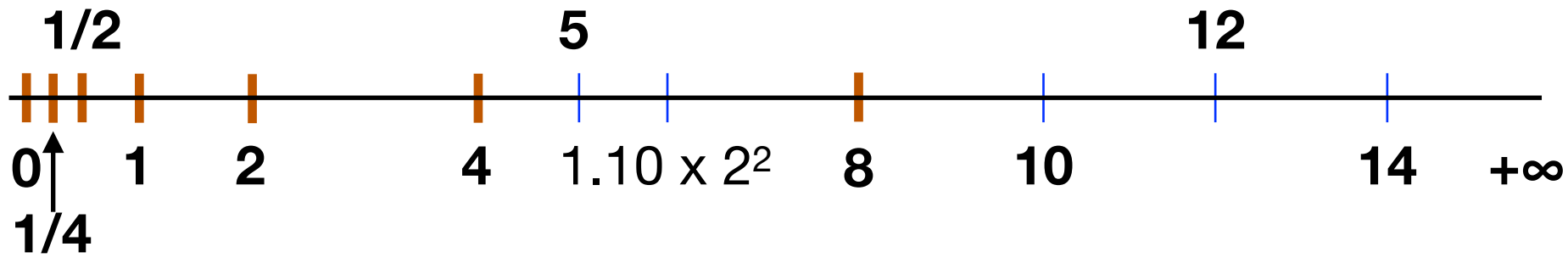


Representable Numbers (Positive Only)

$$v = (-1)^s M 2^E$$



E	exp	E	exp
-3	000	1	100
-2	001	2	101
-1	010	3	110
0	011	4	111

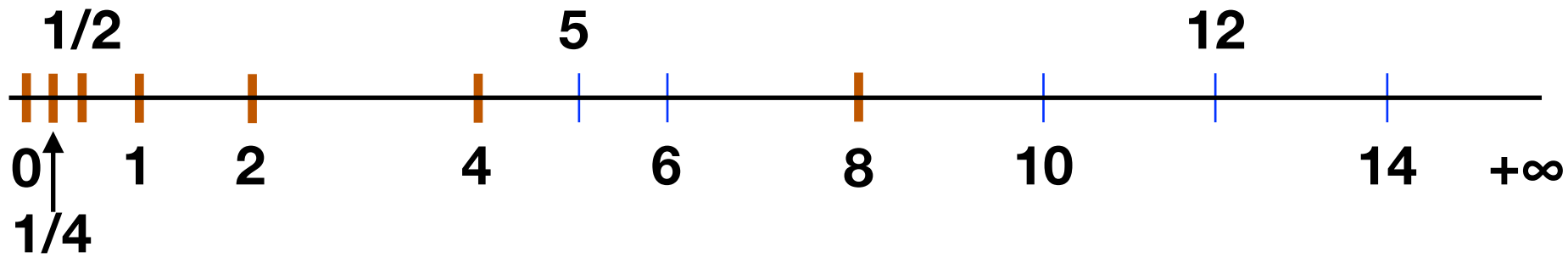


Representable Numbers (Positive Only)

$$v = (-1)^s M 2^E$$



E	exp	E	exp
-3	000	1	100
-2	001	2	101
-1	010	3	110
0	011	4	111

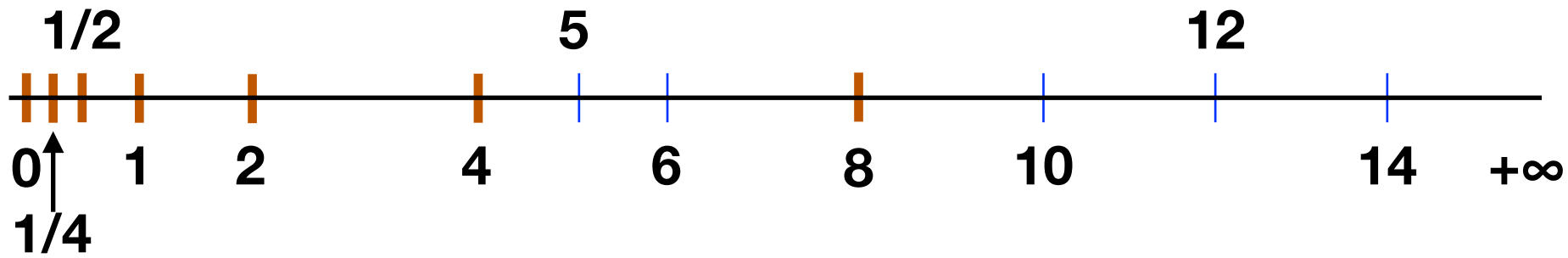


Representable Numbers (Positive Only)

$$v = (-1)^s M 2^E$$



E	exp	E	exp
-3	000	1	100
-2	001	2	101
-1	010	3	110
0	011	4	111

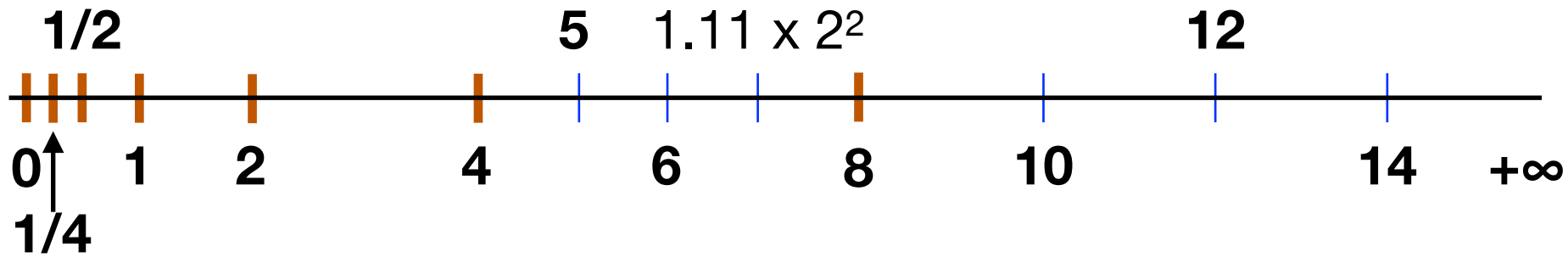


Representable Numbers (Positive Only)

$$v = (-1)^s M 2^E$$



E	exp	E	exp
-3	000	1	100
-2	001	2	101
-1	010	3	110
0	011	4	111

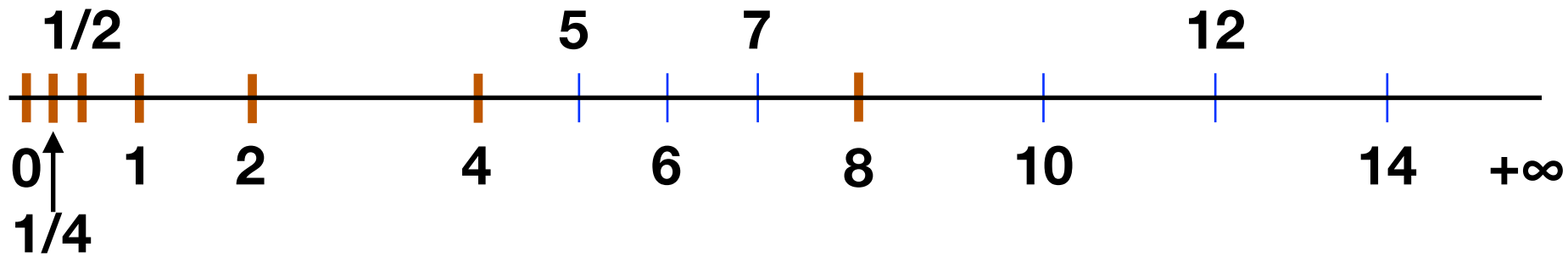


Representable Numbers (Positive Only)

$$v = (-1)^s M 2^E$$



E	exp	E	exp
-3	000	1	100
-2	001	2	101
-1	010	3	110
0	011	4	111

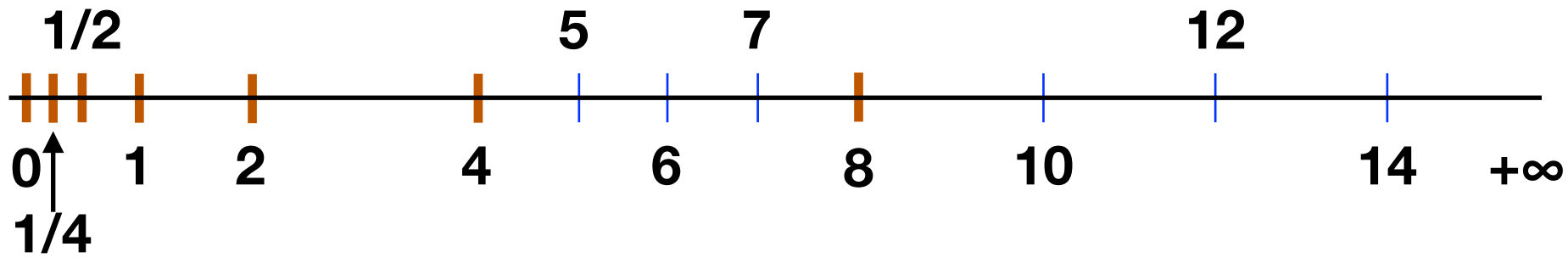


Representable Numbers (Positive Only)

$$v = (-1)^s M 2^E$$



E	exp	E	exp
-3	000	1	100
-2	001	2	101
-1	010	3	110
0	011	4	111

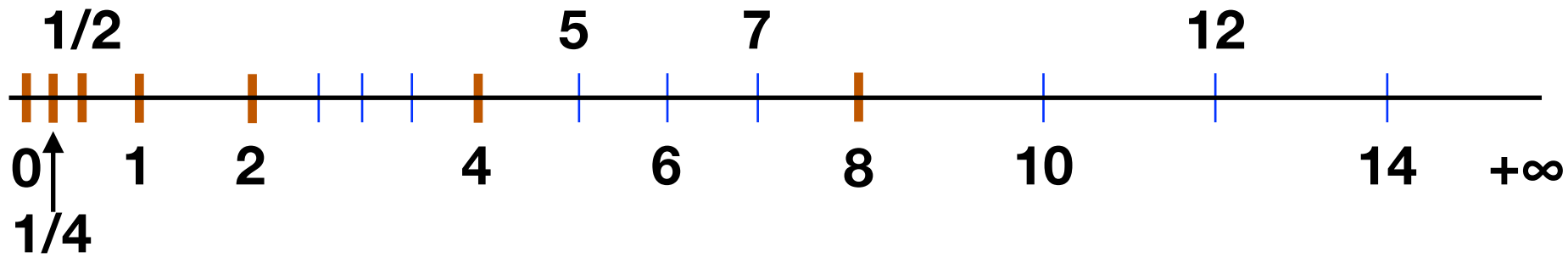


Representable Numbers (Positive Only)

$$v = (-1)^s M 2^E$$



E	exp	E	exp
-3	000	1	100
-2	001	2	101
-1	010	3	110
0	011	4	111

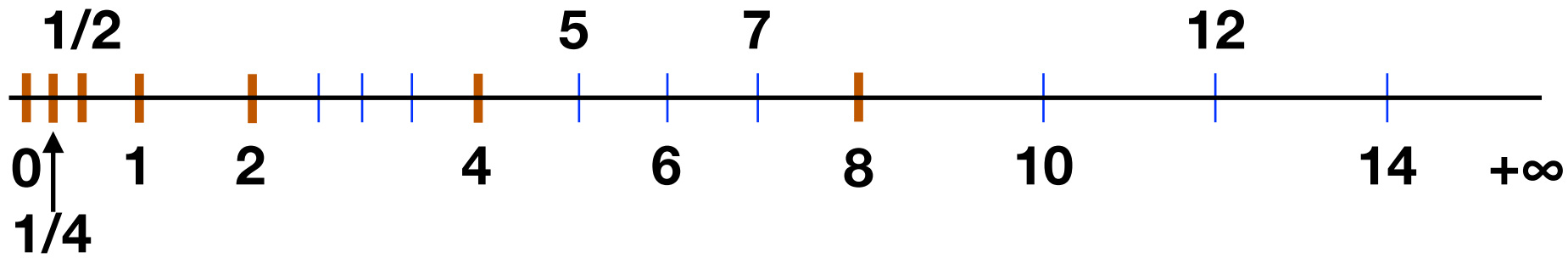


Representable Numbers (Positive Only)

$$v = (-1)^s M 2^E$$



E	exp	E	exp
-3	000	1	100
-2	001	2	101
-1	010	3	110
0	011	4	111

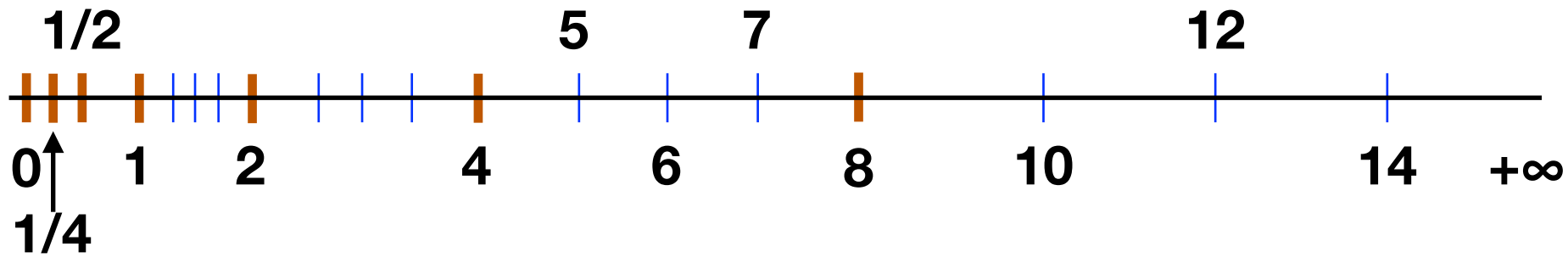


Representable Numbers (Positive Only)

$$v = (-1)^s M 2^E$$



E	exp	E	exp
-3	000	1	100
-2	001	2	101
-1	010	3	110
0	011	4	111

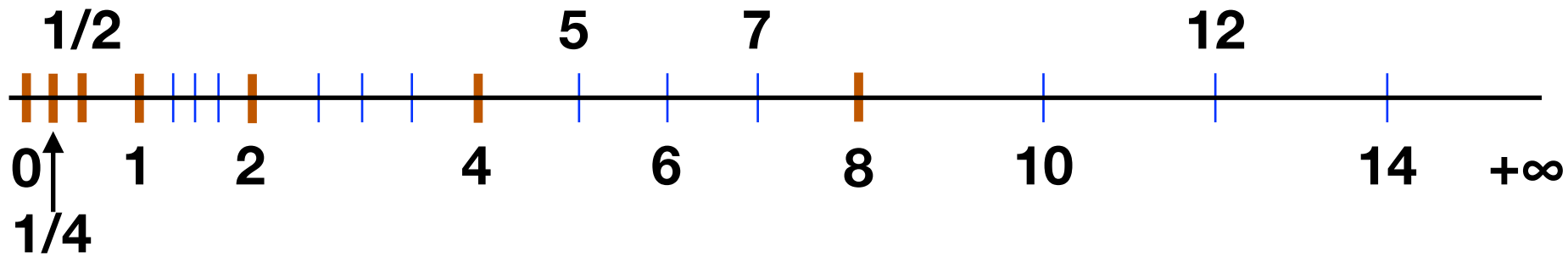


Representable Numbers (Positive Only)

$$v = (-1)^s M 2^E$$



E	exp	E	exp
-3	000	1	100
-2	001	2	101
-1	010	3	110
0	011	4	111

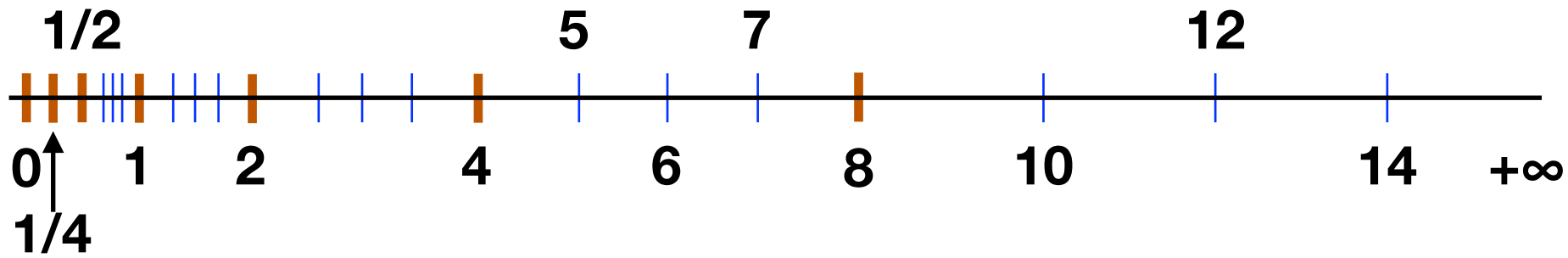


Representable Numbers (Positive Only)

$$v = (-1)^s M 2^E$$



E	exp	E	exp
-3	000	1	100
-2	001	2	101
-1	010	3	110
0	011	4	111

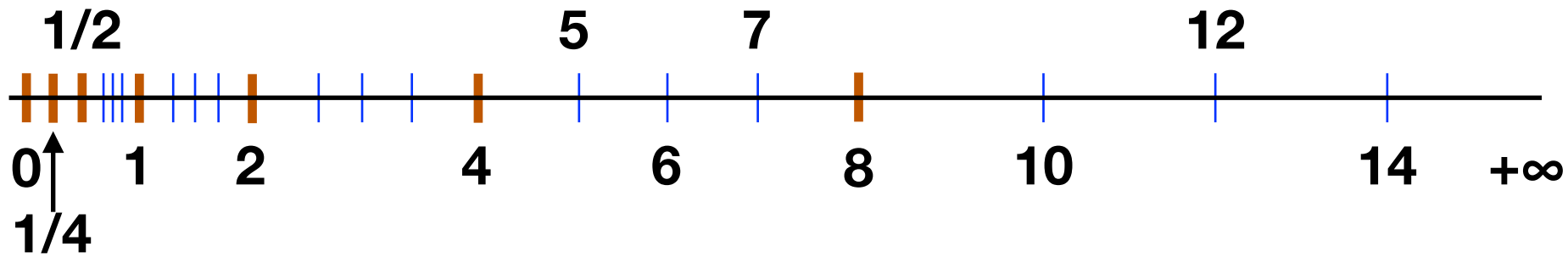


Representable Numbers (Positive Only)

$$v = (-1)^s M 2^E$$



E	exp	E	exp
-3	000	1	100
-2	001	2	101
-1	010	3	110
0	011	4	111

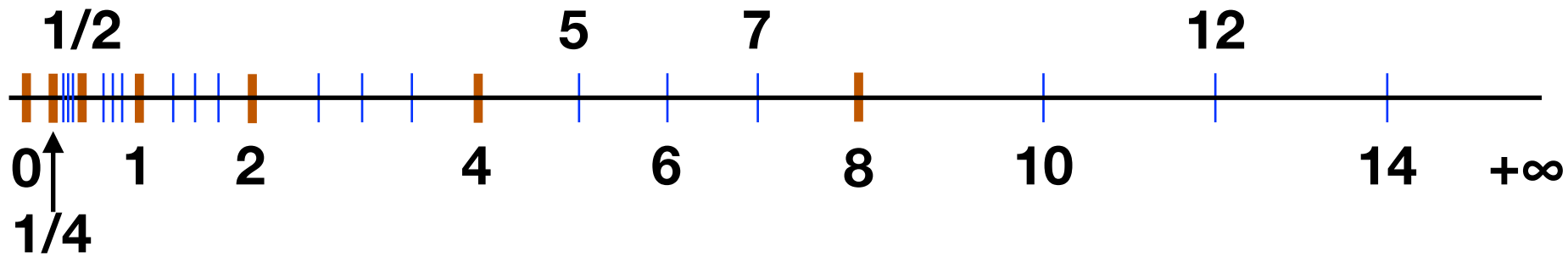


Representable Numbers (Positive Only)

$$v = (-1)^s M 2^E$$



E	exp	E	exp
-3	000	1	100
-2	001	2	101
-1	010	3	110
0	011	4	111



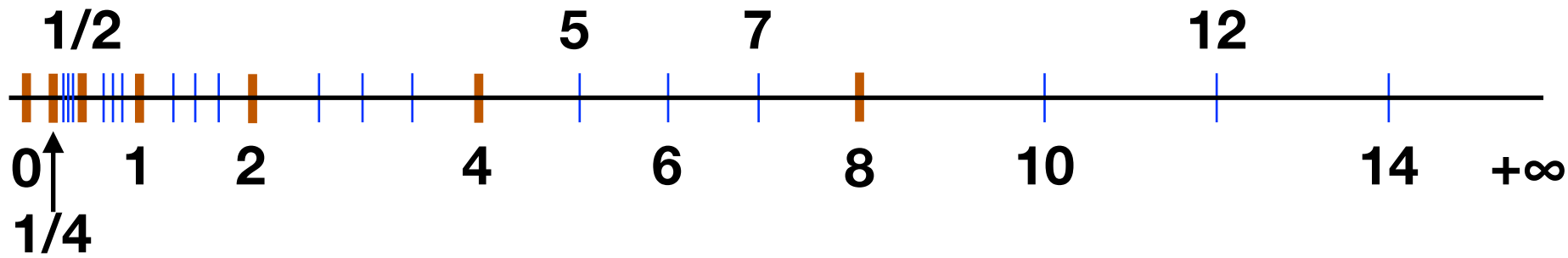
Representable Numbers (Positive Only)

$$v = (-1)^s M 2^E$$



E	exp	E	exp
-3	000	1	100
-2	001	2	101
-1	010	3	110
0	011	4	111

- Uneven interval (c.f., fixed interval in fixed-point)
 - More dense toward 0, sparser toward infinite
 - Allow encoding small and large numbers at the same time



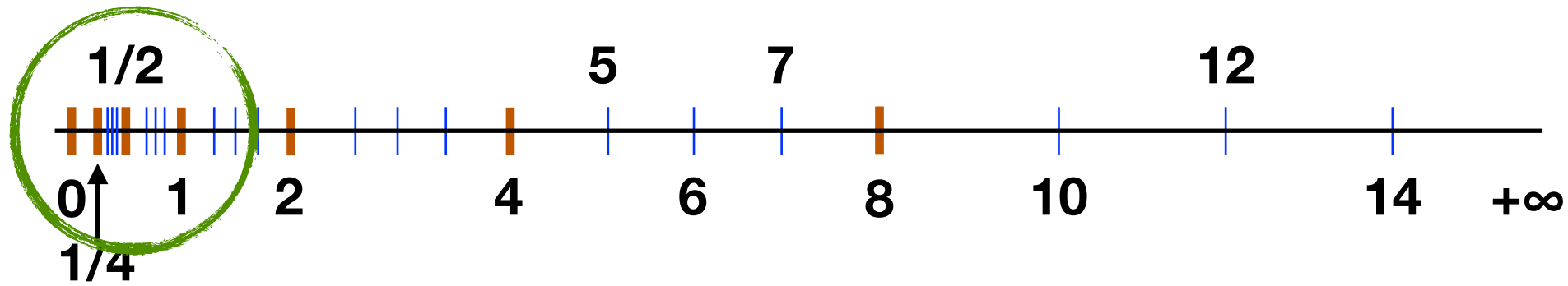
Representable Numbers (Positive Only)

$$v = (-1)^s M 2^E$$



E	exp	E	exp
-3	000	1	100
-2	001	2	101
-1	010	3	110
0	011	4	111

- Uneven interval (c.f., fixed interval in fixed-point)
 - More dense toward 0, sparser toward infinite
 - Allow encoding small and large numbers at the same time

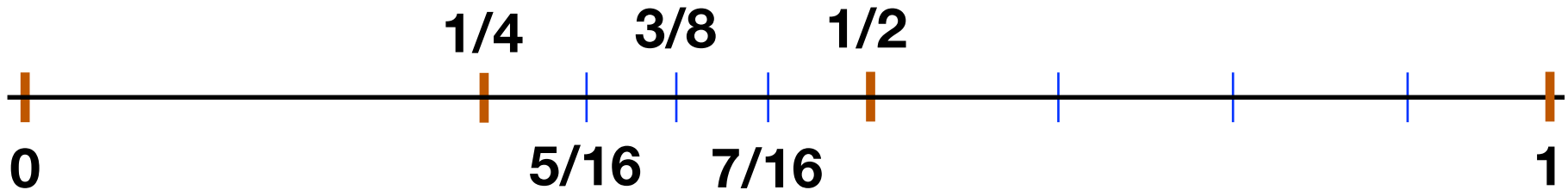


Representable Numbers (Positive Only)

$$v = (-1)^s M 2^E$$



E	exp	E	exp
-3	000	1	100
-2	001	2	101
-1	010	3	110
0	011	4	111

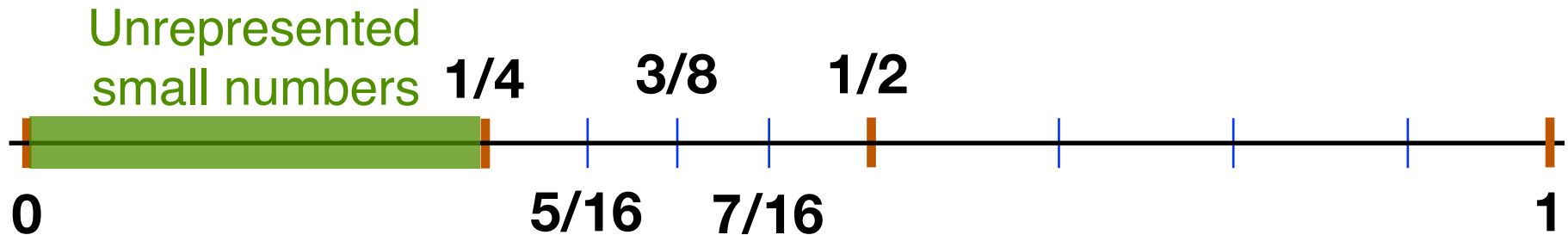


Representable Numbers (Positive Only)

$$v = (-1)^s M 2^E$$



E	exp	E	exp
-3	000	1	100
-2	001	2	101
-1	010	3	110
0	011	4	111



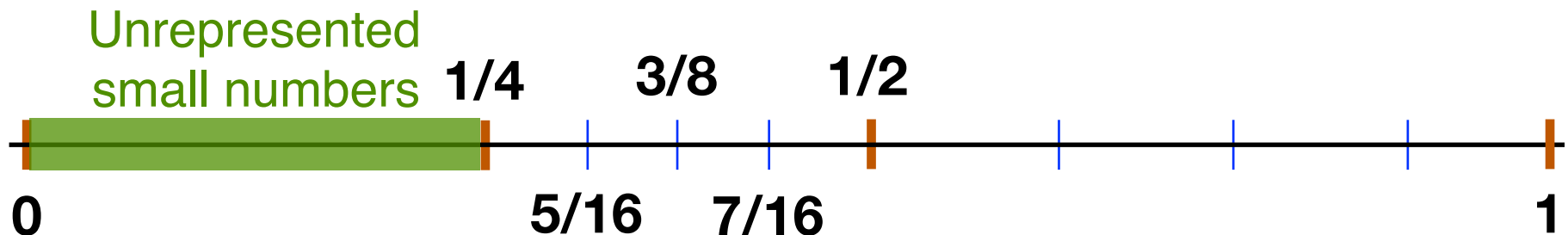
Representable Numbers (Positive Only)

$$v = (-1)^s M 2^E$$



E	exp	E	exp
-3	000	1	100
-2	001	2	101
-1	010	3	110
0	011	4	111

- Always round to 0 is inelegant



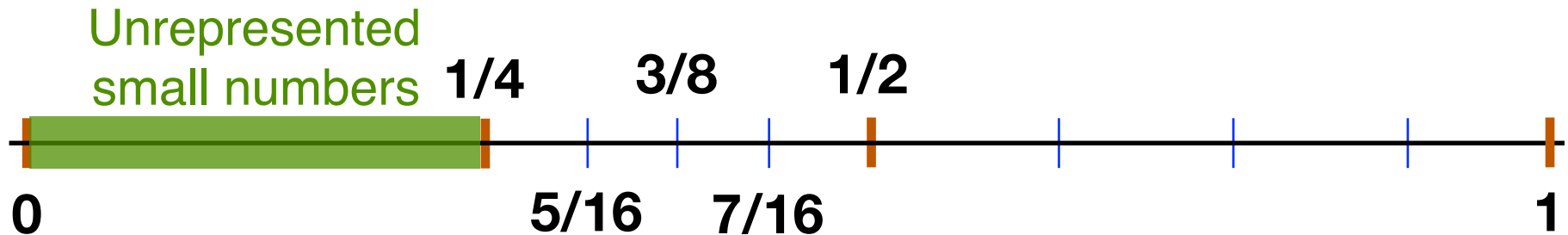
Representable Numbers (Positive Only)

$$v = (-1)^s M 2^E$$



E	exp	E	exp
-3	000	1	100
-2	001	2	101
-1	010	3	110
0	011	4	111

- Always round to 0 is inelegant



Representable Numbers (Positive Only)

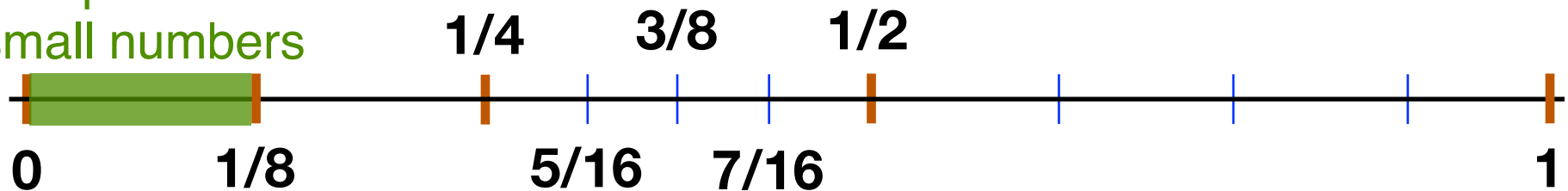
$$v = (-1)^s M 2^E$$



E	exp	E	exp
-3	000	1	100
-2	001	2	101
-1	010	3	110
0	011	4	111

- Always round to 0 is inelegant

Unrepresented
small numbers



Representable Numbers (Positive Only)

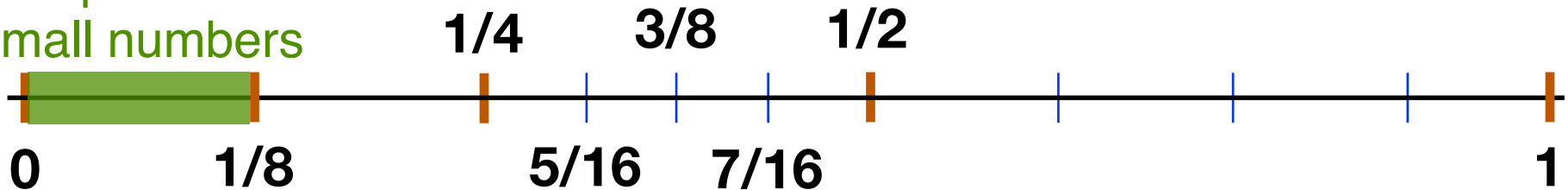
$$v = (-1)^s M 2^E$$



E	exp	E	exp
-3	000	1	100
-2	001	2	101
-1	010	3	110
0	011	4	111

- Always round to 0 is inelegant
- Using 000 for *exp* doesn't solve it either

Unrepresented
small numbers



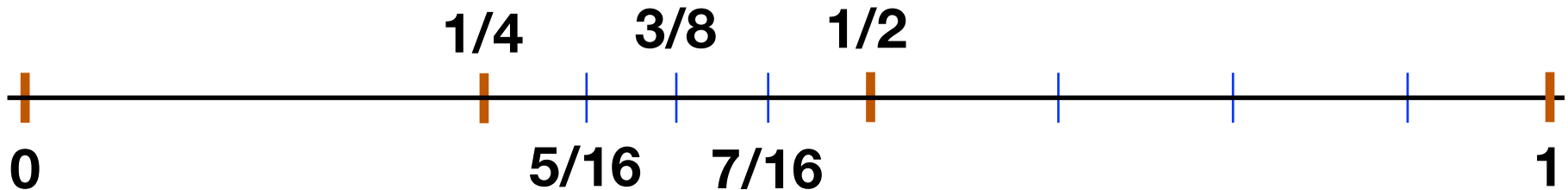
Subnormal (De-normalized) Numbers

$$v = (-1)^s M 2^E$$



E	exp	E	exp
-3	000	1	100
-2	001	2	101
-1	010	3	110
0	011	4	111

- Idea: Evenly divide between 0 and 1/4 rather than exponentially decreasing **when $exp = 0$** (subnormal/denormalized numbers)



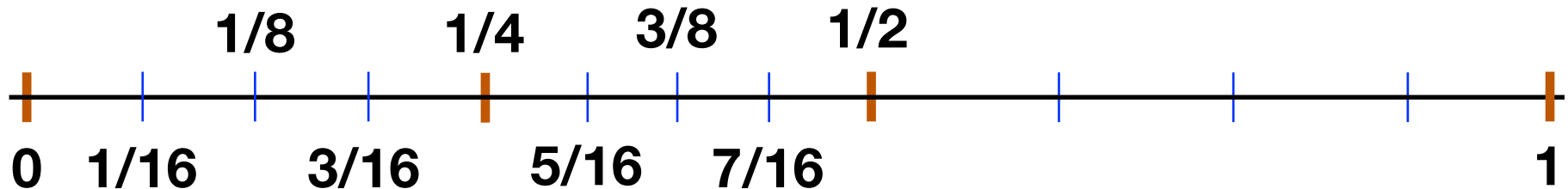
Subnormal (De-normalized) Numbers

$$v = (-1)^s M 2^E$$



E	exp	E	exp
-3	000	1	100
-2	001	2	101
-1	010	3	110
0	011	4	111

- Idea: Evenly divide between 0 and 1/4 rather than exponentially decreasing **when $exp = 0$** (subnormal/denormalized numbers)



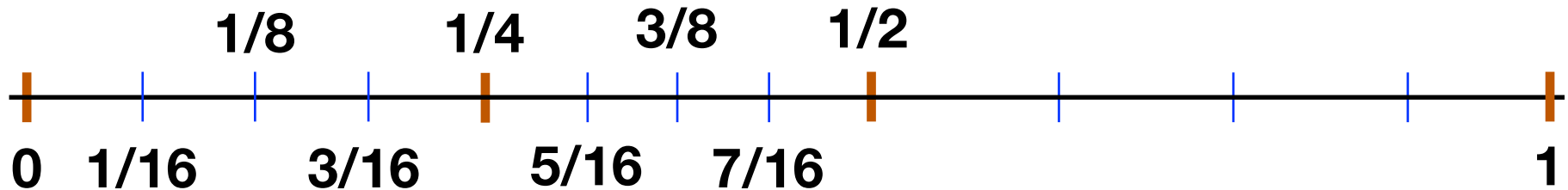
Subnormal (De-normalized) Numbers

$$v = (-1)^s M 2^E$$



E	exp	E	exp
-3	000	1	100
-2	001	2	101
-1	010	3	110
0	011	4	111

- Idea: Evenly divide between 0 and 1/4 rather than exponentially decreasing **when $exp = 0$** (subnormal/denormalized numbers)
- $E = (exp + 1) - bias$ (instead of $exp - bias$)
- $M = 0.frac$ (instead of $1.frac$)



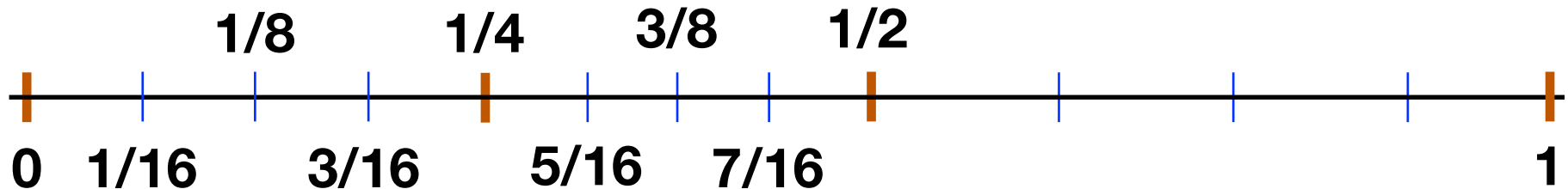
Subnormal (De-normalized) Numbers

$$v = (-1)^s M 2^E$$



E	exp	E	exp
-3	000	1	100
-2	001	2	101
-1	010	3	110
0	011	4	111

- Idea: Evenly divide between 0 and 1/4 rather than exponentially decreasing **when $exp = 0$** (subnormal/denormalized numbers)
- $E = (exp + 1) - bias$ (instead of $exp - bias$)
- $M = 0.frac$ (instead of $1.frac$)



0 **000** **01** = $(-1)^0 0.01 \times 2^{(0+1-3)} = 1/16$

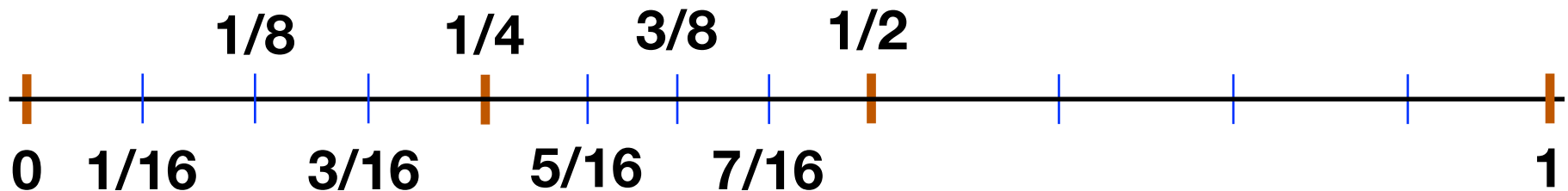
Subnormal (De-normalized) Numbers

$$v = (-1)^s M 2^E$$



E	exp	E	exp
-3	000	1	100
-2	001	2	101
-1	010	3	110
0	011	4	111

- Idea: Evenly divide between 0 and 1/4 rather than exponentially decreasing **when $exp = 0$** (subnormal/denormalized numbers)
- $E = (exp + 1) - bias$ (instead of $exp - bias$)
- $M = 0.frac$ (instead of $1.frac$)
- Subnormal numbers allow graceful underflow



$$0 \ 000 \ 01 = (-1)^0 0.01 \times 2^{(0+1-3)} = 1/16$$

Special Values

$$v = (-1)^s M 2^E$$



E	exp	E	exp
-2	000	1	100
-2	001	2	101
-1	010	3	110
0	011	4	111

Special Values

$$v = (-1)^s M 2^E$$



E	exp	E	exp
-2	000	1	100
-2	001	2	101
-1	010	3	110
0	011	4	111

- There are many special values in scientific computing
 - +/- ∞ , Not-a-Numbers (NaNs) (e.g., $0 / 0$, $0 / \infty$, ∞ / ∞ , $\text{sqrt}(-1)$, $\infty - \infty$, $\infty \times 0$, etc.)

Special Values

$$v = (-1)^s M 2^E$$



E	exp	E	exp
-2	000	1	100
-2	001	2	101
-1	010	3	110
0	011	4	111

- There are many special values in scientific computing
 - +/- ∞ , Not-a-Numbers (NaNs) (e.g., $0 / 0$, $0 / \infty$, ∞ / ∞ , $\text{sqrt}(-1)$, $\infty - \infty$, $\infty \times 0$, etc.)
- $\text{exp} = 111$ is reserved to represent these numbers

Special Values

$$v = (-1)^s M 2^E$$



E	exp	E	exp
-2	000	1	100
-2	001	2	101
-1	010	3	110
0	011		111

- There are many special values in scientific computing
 - +/- ∞ , Not-a-Numbers (NaNs) (e.g., $0 / 0$, $0 / \infty$, ∞ / ∞ , $\text{sqrt}(-1)$, $\infty - \infty$, $\infty \times 0$, etc.)
- $\text{exp} = 111$ is reserved to represent these numbers

Special Values

$$v = (-1)^s M 2^E$$



E	exp	E	exp
-2	000	1	100
-2	001	2	101
-1	010	3	110
0	011		111

- There are many special values in scientific computing
 - +/- ∞ , Not-a-Numbers (NaNs) (e.g., $0 / 0$, $0 / \infty$, ∞ / ∞ , $\text{sqrt}(-1)$, $\infty - \infty$, $\infty \times 0$, etc.)
- $\text{exp} = 111$ is reserved to represent these numbers
- $\text{exp} = 111$, $\text{frac} = 00$
 - +/- ∞ (depending on the s bit). Overflow results.
 - Arithmetic on ∞ is exact: $1.0/0.0 = -1.0/-0.0 = +\infty$, $1.0/-0.0 = -\infty$

Special Values

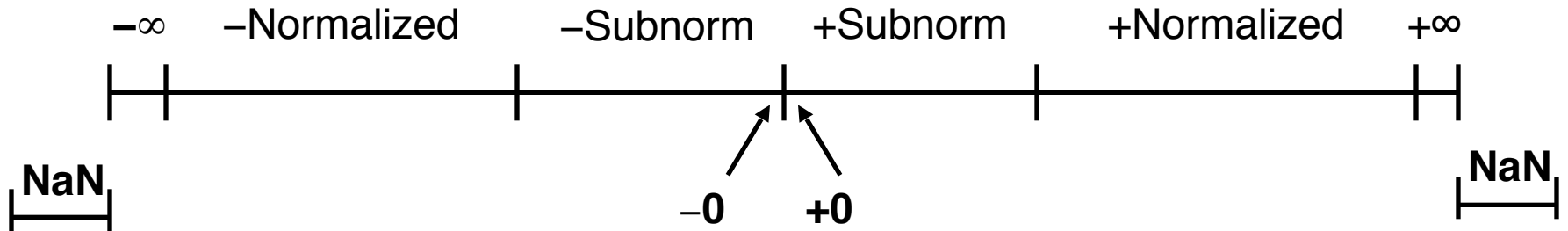
$$v = (-1)^s M 2^E$$



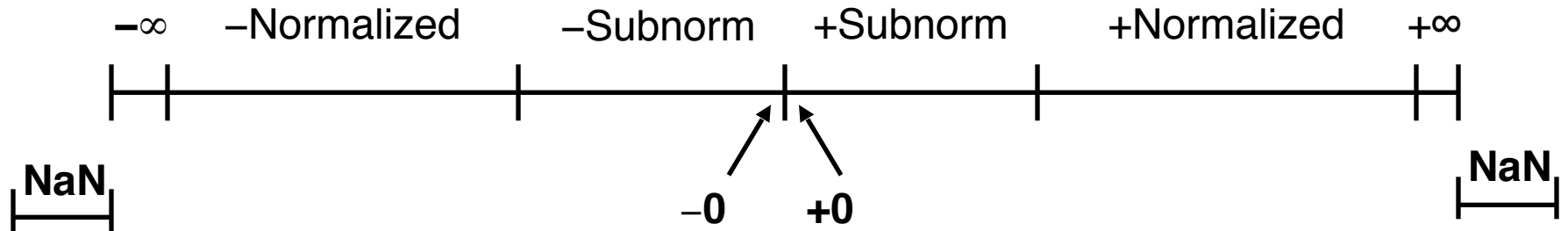
E	exp	E	exp
-2	000	1	100
-2	001	2	101
-1	010	3	110
0	011		111

- There are many special values in scientific computing
 - +/- ∞ , Not-a-Numbers (NaNs) (e.g., $0 / 0$, $0 / \infty$, ∞ / ∞ , $\text{sqrt}(-1)$, $\infty - \infty$, $\infty \times 0$, etc.)
- $\text{exp} = 111$ is reserved to represent these numbers
- $\text{exp} = 111$, $\text{frac} = 00$
 - +/- ∞ (depending on the s bit). Overflow results.
 - Arithmetic on ∞ is exact: $1.0/0.0 = -1.0/-0.0 = +\infty$, $1.0/-0.0 = -\infty$
- $\text{exp} = 111$, $\text{frac} \neq 00$
 - Represent NaNs

Visualization: Floating Point Encodings



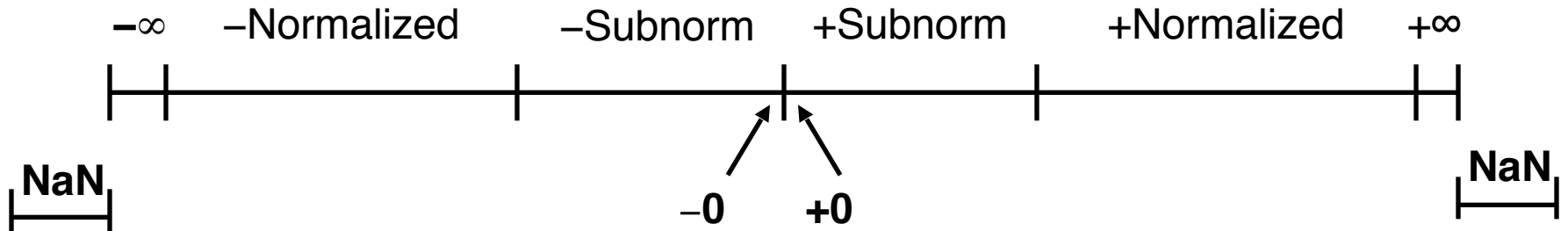
Visualization: Floating Point Encodings



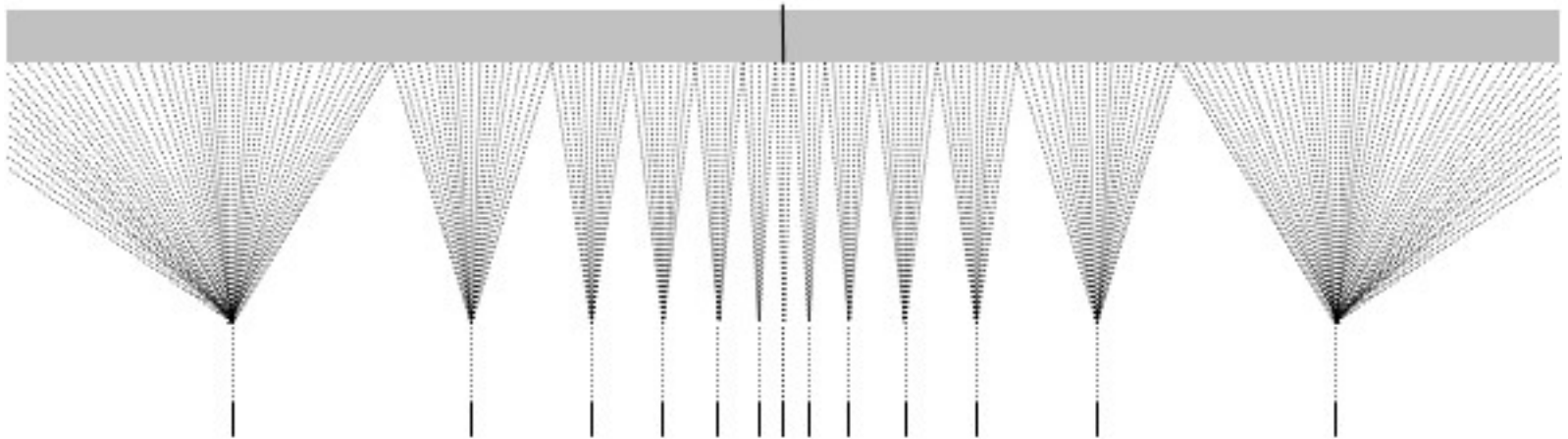
Infinite Amount of Real Numbers



Visualization: Floating Point Encodings

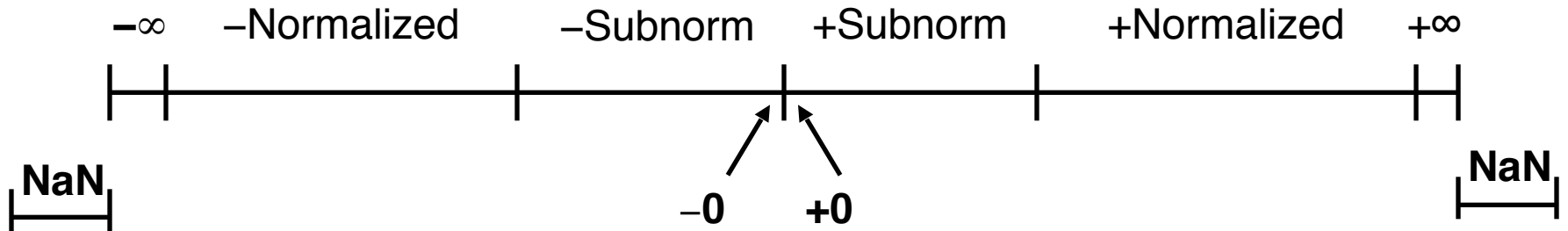


Infinite Amount of Real Numbers

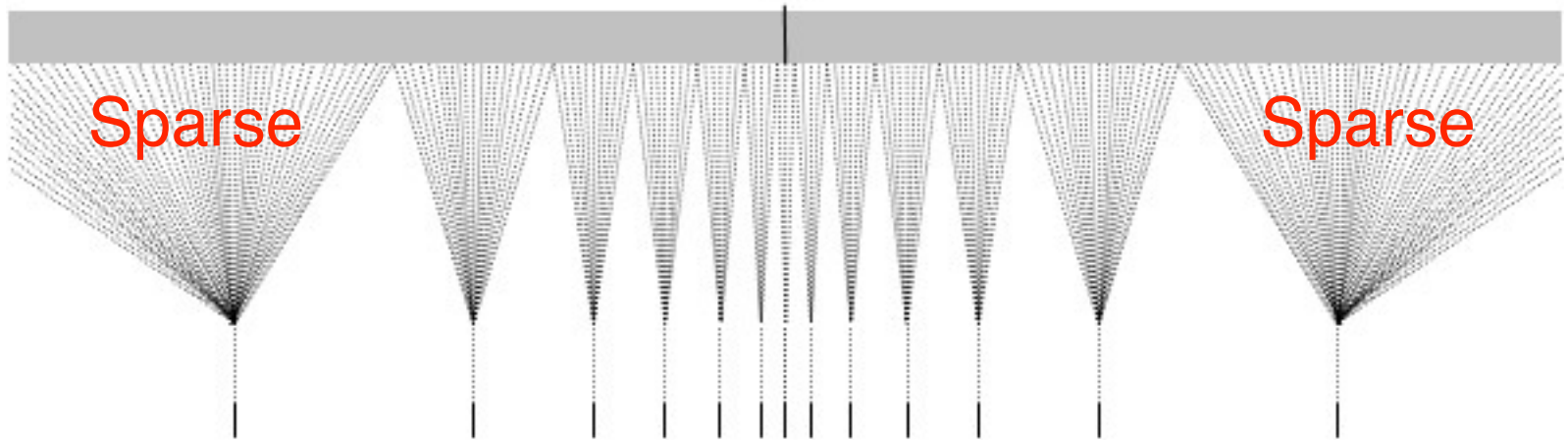


Finite Amount of Floating Point Numbers

Visualization: Floating Point Encodings

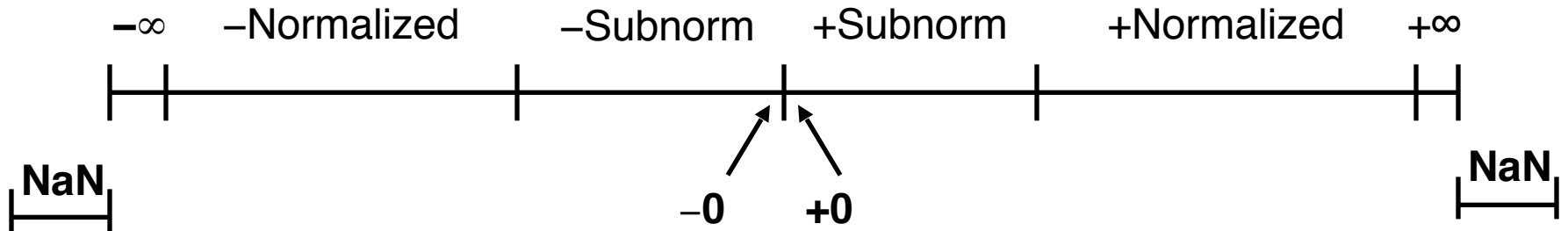


Infinite Amount of Real Numbers

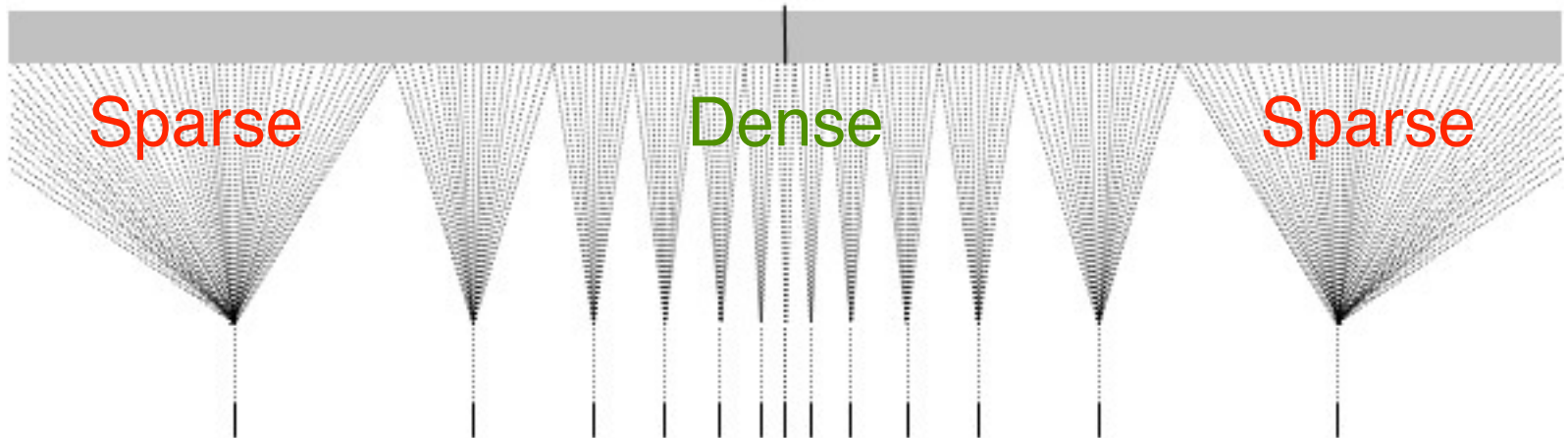


Finite Amount of Floating Point Numbers

Visualization: Floating Point Encodings



Infinite Amount of Real Numbers



Finite Amount of Floating Point Numbers