

CSC2/455 Software Analysis and Improvement

Interprocedural Analyses - II

Sreepathi Pai

Feb 28, 2022

URCS

Outline

Interprocedural Analyses

Region-based Analysis Framework

Interprocedural Points-to Analysis

Postscript

Interprocedural Analyses

Region-based Analysis Framework

Interprocedural Points-to Analysis

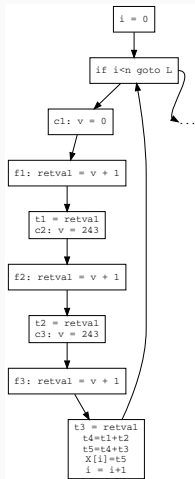
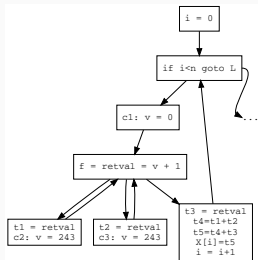
Postscript

Cloning-based Context-Sensitive Analysis

```
    for(i = 0; i < n; i++) {  
c1:      t1 = f1(0);  
c2:      t2 = f2(243);  
c3:      t3 = f3(243);  
        X[i] = t1 + t2 + t3;  
    }  
  
int f1(int v) {  
    return (v+1);  
}  
  
int f2(int v) {  
    return (v+1);  
}  
  
int f3(int v) {  
    return (v+1);  
}
```

- Create a clone for each unique calling context and then apply context-insensitive analysis
- Is this the same as inlining?
 - See textbook for a differentiating example

CFG after context-sensitive cloning



The CFG on the left does not distinguish context, the one on the right does

k-level Context-Sensitive Analysis

```
    for(i = 0; i < n; i++) {  
c1:      t1 = g(0);  
c2:      t2 = g(243);  
c3:      t3 = g(243);  
          X[i] = t1 + t2 + t3;  
    }  
  
int g(int v) {  
    if(v > 1)  
        return f(v);  
    else  
        return (v+1);  
}  
  
int f(int v) {  
    return (v+2);  
}
```

To what depth shall we clone functions?

k -level Context-sensitive analysis

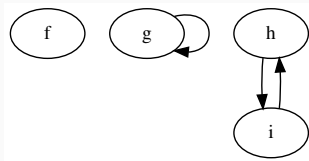
- A function call may be distinguished by its context
 - Calling functions or
 - Call-sites (i.e. call stack)
- If we do not distinguish contexts,
 - context-insensitive
 - $k = 0$
- Different values of k may yield different precision
- No value of k may be sufficient
 - recursive function calls
 - indirect function calls

Some numbers

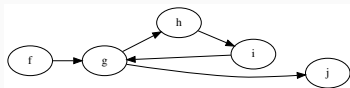
- If there are N functions in a program, how many calling contexts are possible
 - if no recursion is involved?
 - if recursion is involved?

Handling Recursion in Contexts

- Consider nodes in a call graph
 - non-recursive functions
 - self-recursive functions
 - mutually recursive functions
- Look for strongly-connected components
 - trivial (non-recursive)
 - non-trivial (the latter two)



Methods to “finitize” Recursion



- Model them using regular expressions
 - $f(g\ h\ i)^*j$
- Eliminate all call information within SCC
 - $f\ g\ j$

Have contexts, will analyze!

- Cloning-based analysis
 - Clone functions, once per context
 - Followed by context-insensitive analysis
- Summary-based analysis
 - (Bottom-up phase) Compute summaries of each function for an analysis (e.g. constant propagation) in terms of input parameters
 - (Top-down phase) Pass inputs to summaries, one per context OR merge contexts using meet operator
 - Based on Region-based analysis

Outline

Interprocedural Analyses

Region-based Analysis Framework

Interprocedural Points-to Analysis

Postscript

Region-based Analysis Framework

- Operates on *regions* of the control flow graph
- A region is defined (informally) as a portion of code with a single entry and single exit
 - Basic blocks are regions
- Recall we need to iterate (in iterative data flow analysis, IDFA) because of loops
- Can we get rid of loops in some way?

Region

A region is a subset N of the nodes, and E of the edges of a (control) flow graph such that:

- There is a header node h that dominates all nodes in N
- If there is a path from m to n that does *not* go through h , then $m \in N$
- E is the set of edges that connect two nodes n_1 and n_2 in N
 - edges into h from outside the region are not part of E

Additionally, if the flow graph is *reducible*, we can organize the regions into a hierarchy

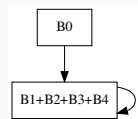
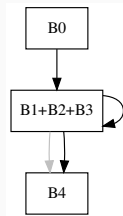
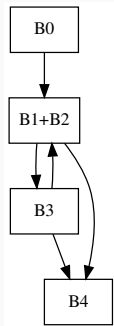
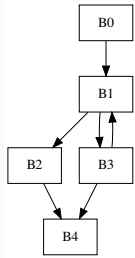
Reducible Graphs

The T1–T2 definition of reducible graphs:

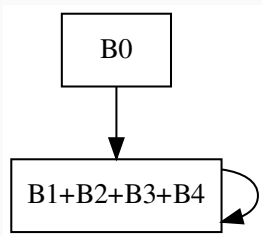
- T1: Remove all self edges on a node
- T2: If a node n has a single predecessor m , combine them into a single node x . Edges into m and out of n are connected to x instead.
- Repeat until neither T1 nor T2 can be applied

A graph is a reducible if at the end of the above procedure the entire graph is reduced to a single node.

Example: Repeated applications of T2



Example: Application of T1 and T2



$B_0+B_1+B_2+B_3+B_4$

Non-reducible (or Irreducible) graphs

- Structured code usually produces reducible graphs
- Can you construct an irreducible graph?
- Textbook details some ways of transforming irreducible graphs into reducible graphs

Region Hierarchy

- The smallest regions form *leaf* regions
 - Basic blocks are leaf regions
- Using a process similar to T1/T2 we combine regions into bigger regions
- Until we obtain a single large region

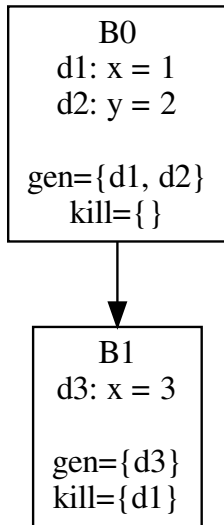
The largest region (i.e. final node) has no loops, and if we could construct an appropriate transfer function, we could analyze this region just as we analyze a basic block.

Basic ideas

- If the region consists of a “linear” sequence of basic blocks
 - Say B_1 followed by B_2 , with transfer functions f_1 and f_2 respectively
 - We need to construct the composition $f_2 \circ f_1$
 - This can be extended to regions, i.e. if we have a linear sequence of regions
- If you encounter alternate paths (akin to join nodes)
 - Apply the meet operator *on the transfer functions* (not the values!)
 - i.e. $(f_1 \wedge_f f_2)(x)$, which is defined as $f_1(x) \wedge f_2(x)$
 - Note the second \wedge is the meet operator on data-flow values

Example: Composition for Reaching Definitions

- Recall that reaching definitions has a gen, kill form for its transfer functions
 - $f_b(x) = gen_b \cup (x - kill_b)$
- Here:
 - $f_1(x) = \{d1, d2\} \cup (x - \emptyset)$
 - $f_2(x) = \{d3\} \cup (x - \{d1\})$
- The composed function is:
 - $(f_2 \circ f_1)(x) = \{d2, d3\} \cup (x - \{d1\})$
 - Which is also in gen-kill form



Working out the composed gen-kill form

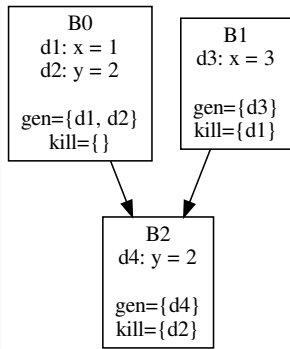
- Here:
 - $f_1(x) = \{d1, d2\} \cup (x - \emptyset)$
 - $f_2(x) = \{d3\} \cup (x - \{d1\})$
- Working it out:
 - $f_2(f_1(x)) = \{d3\} \cup ((\{d1, d2\} \cup (x - \emptyset)) - \{d1\})$
- Symbolic form worked out in the textbook

For gen-kill form

- Composition for gen-kill form is then
 - $kill_o$: Union of all kill sets
 - gen_o : Union of all gen sets - $kill_o$
- $f_o(x) = gen_o \cup (x - kill_o)$

Meet for Reaching Definitions

- Merging B0 and B1, we would get:
 - $f_{B0}(x) = \{d1, d2\} \cup (x - \emptyset)$
 - $f_{B1}(x) = \{d3\} \cup (x - \{d1\})$
- Recall that \wedge for reaching definitions is \cup
- $(f_{B0} \wedge_f f_{B1})(x) = f_{B0}(x) \cup f_{B1}(x)$
- $(f_{B0} \wedge_f f_{B1})(x) = \{d1, d2, d3\} \cup (x - \emptyset)$
 - $gen_{\wedge} = gen_{B0} \cup gen_{B1}$
 - $kill_{\wedge} = kill_{B0} \cap kill_{B1} = \emptyset$
- $f_{\wedge}(x) = gen_{\wedge} \cup (x - kill_{\wedge})$

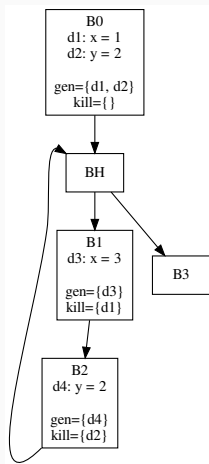


Working out the meet

- $f_{B_0}(x) = \{d1, d2\} \cup (x - \emptyset)$
- $f_{B_1}(x) = \{d3\} \cup (x - \{d1\})$
- $(f_{B_0} \wedge_f f_{B_1})(x) = f_{B_0}(x) \cup f_{B_1}(x)$
 - $(\{d1, d2\} \cup (x - \emptyset)) \cup (\{d3\} \cup (x - \{d1\}))$
 - $\{d1, d2\} \cup \{d3\} \cup (x - \emptyset) \cup (x - \{d1\})$
 - $\{d1, d2, d3\} \cup (x - (\emptyset \cap \{d1\}))$
- Hints:
 - $X - Y = X \cap Y^c$
 - $(A^c \cup B^c) = (A \cap B)^c$

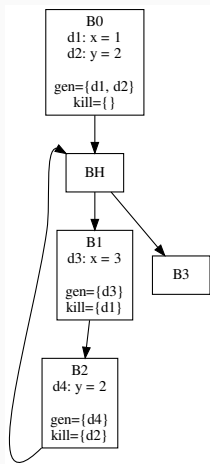
Loop regions for reaching definitions

- Loop region (L) is BH, B1, and B2
- If L is not executed:
 - $f_L^0(x) = x$
- If L is executed once?
 - BH \rightarrow B1 \rightarrow B2 \rightarrow BH
(ignore edge from B0 to BH)
 - $f_L^1(x) = \{d3, d4\} \cup (x - \{d1, d2\})$
- If L is executed twice?
 - $f_L^2(x) = f_L(f_L(x))$
 - $f_L^2(x) = \{d3, d4\} \cup (x - \{d1, d2\})$



Loop regions for reaching definitions (2)

- Loop region (L) is BH, B1, and B2
- We have:
 - $f_L^0(x) = x$
 - $f_L^1(x) = \{d3, d4\} \cup (x - \{d1, d2\})$
 - $f_L^2(x) = f_L(f_L(x))$
 - $f_L^n(x) = \{d3, d4\} \cup (x - \{d1, d2\})$
- The gen set for a loop is simply the gen set of its body, and likewise for its kill set



Dealing with loop regions

- If the region consists of a loop,
 - Compose the transfer functions for the body, obtaining f_{body}
 - Compute the effect of one iteration (or one cycle), f
 - Compute the closure of f , denoted f^*
 - f^* is the transfer function of the loop region
- $f^* = \bigwedge_{n \geq 0} f^n$
 - f^n is f applied to itself n times
 - f^0 is loop does not execute, so identity
- Informally:
 - Compute the transfer function of not going into the loop (essentially, identity), meet it with
 - Compute the transfer function of executing the loop once, and meet it with
 - the transfer function of executing the loop twice, and meet it with
 - ...

Loop regions for Reaching Definitions

- $f^* = f^0 \wedge f^1 \wedge f^2 \dots$
- $f^* = x \cup (gen \cup (x - kill)) \cup (gen \cup (x - kill)) \dots$
- $f^* = x \cup (gen \cup (x - kill))$
- $f^* = x \cup gen \cup x$
- $f^* = gen \cup (x - \emptyset)$

For a loop region, in reaching definitions, the transfer function (i.e., the closure) only generates definitions, but doesn't kill any definition

Why we need reducible graphs

- In reducible graphs:
 - loops are properly nested or are disjoint
- Repeat composition, meet and closure until you obtain the transfer function for the whole region

The Region-based Analysis Framework

- Compute regions of the flow graph
- Compute, in a bottom-up fashion (from innermost region to outermost), the transfer functions for each region
- Compute, in a top-down fashion (from outermost to innermost), the results of the analysis

- Algorithm 9.53 in the Dragon Book
- Work out Example 9.54 in the Dragon book
- Example 12.8 in the textbook uses summary-based analysis for interprocedural constant propagation

Outline

Interprocedural Analyses

Region-based Analysis Framework

Interprocedural Points-to Analysis

Postscript

Recall

Recall how we compute and update pointsTo sets from last class...

Flavours

- Flow-sensitive/Flow-insensitive
- Context-insensitive
- Context-sensitive
 - Cloning-based
 - Summary-based

What the textbook describes

- Flow-insensitive
- Context-sensitive
 - With non-trivial SCCs treated as a single node
- Cloning-based

Additionally, the Dragon book formulates the points-to analysis as a (datalog) logical formula to be solved.

Dynamic Call Graph Construction

```
class t {
    t n() { return new r(); } /* call site g */
}

class s extends t {
    t n() { return new s(); } /* call site h */
}

class r extends s {
    t n() { return new r(); } /* call site i */
}

main() {
    t a = new t();          /* call site j */
    a = a.n();
}
```

What is a potential call graph for `a.n()` from the points-to relationships?

Outline

Interprocedural Analyses

Region-based Analysis Framework

Interprocedural Points-to Analysis

Postscript

References

- Chapter 12 of the Dragon Book
 - Region-based analysis is from Chapter 9, Section 9.7
- Paper recommended:
 - Reps et al. "Precise interprocedural dataflow analysis via graph reachability"