

CSC2/455 Software Analysis and Improvement

Live variable analysis

Sreepathi Pai

January 26, 2022

URCS

Outline

Review

Live Variable Analysis

Live Variables using Iterative Data flow Analysis

Postscript

Outline

Review

Live Variable Analysis

Live Variables using Iterative Data flow Analysis

Postscript

What we know how to do so far

- Basic blocks to Control Flow Graphs
 - Section 5.4.3 in Cooper and Turczon
- Local optimizations (Value Numbering)

Outline

Review

Live Variable Analysis

Live Variables using Iterative Data flow Analysis

Postscript

Motivation

```
void example(int x) {  
    int a = 0;    /* def 1 */  
    int b = 0;    /* def 2 */  
  
    if(x > 1) {  
        a = b;    /* def 3 */  
    } else {  
        a = x;    /* def 4 */  
    }  
  
    return a;  
}
```

Must the compiler emit code to initialize a to 0?

Motivation

```
void example(int x) {
    int a = 0;    /* def 1 */
    int b = 0;    /* def 2 */

    if(x > 1) {
        a = b;    /* def 3 */
    } else {
        a = x;    /* def 4 */
    }

    return a;
}
```

`a` is *defined* (i.e. written) thrice in the code above. Which definitions are “alive” at return `a`?

Terminology

- A variable x is live at a definition (i.e. a write) if there is a subsequent read of the variable along a program path from that definition.
 - Alternatively: is this variable overwritten along all paths before a subsequent read?
- Can we identify live variables just by analyzing basic blocks (i.e. local analysis)?

More Motivation(?)

```
void test() {  
    int i;  
  
    // begin delay  
    for(i = 0; i < 10000; i++);  
    // end delay  
}
```

GCC without optimization

```
test():
    push    rbp
    mov     rbp, rsp
    mov     DWORD PTR [rbp-4], 0
.L3:
    cmp     DWORD PTR [rbp-4], 9999
    jg     .L4
    add     DWORD PTR [rbp-4], 1
    jmp    .L3
.L4:
    nop
    pop     rbp
    ret
```

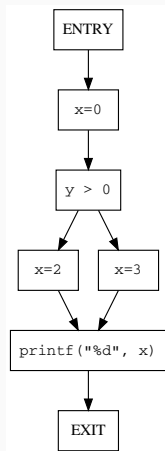
Code courtesy Compiler Explorer at godbolt.org (this is more convenient than `gcc -Wa` if you have the Internet)

```
test():  
    ret
```

Code courtesy Compiler Explorer at godbolt.org

Example 1

```
x = 0; /* d1 */  
  
if(y > 0)  
    x = 2; /* d2 */  
else  
    x = 3; /* d3 */  
  
printf("%d\n", x);
```

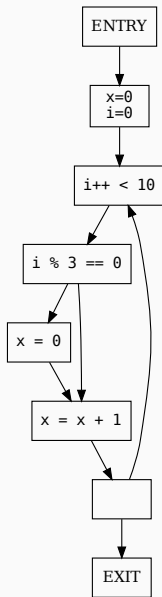


Example 2

```
x = 0          /* d1 */
i = 0          /* d2 */
while(i++ < 10) { /* d3 */
    if(i % 3 == 0) {
        x = 0; /* d4 */
    }

    x = x + 1; /* d5 */
}
```

- Which definition(s) of x are live at entry of loop?
- Which definition(s) of x are live in the loop?
- Which definition(s) of x are live at exit of loop?



Relook at the Loop example

```
    i = 1;  
L1:  if(!(i < 10000)) goto L2;  
    i++;  
    goto L1;  
  
L2:  
    return
```

Where in the CFG must *i* be “dead” to eliminate it?

Some Definitions

For a basic block s :

- $DEF(s)$ (for “defined”) is the set of variables written by s
- $USE(s)$ is the set of variables read by s

For the blocks below, what are the DEF and USE sets?

BB_eg_0:

$i = i + 1$

BB_eg_1:

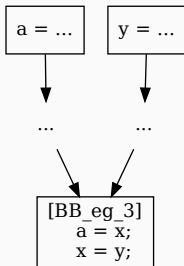
$a = x;$

$x = 3;$

BB2_eg_2:

$t = a;$

Effects of definitions and reads



- What happens to a definition of `a` in a basic block that is before `BB_eg_3` on some path through the CFG?
- What can we say about definitions of `y` in other basic blocks that are before `BB_eg_3` on some path through the CFG?

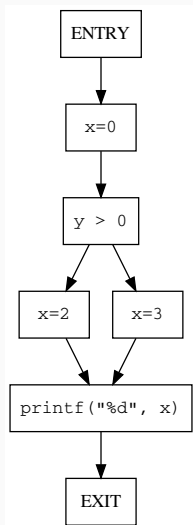
More definitions

- Upwardly exposed $UE(s)$ are those variables that are read *before* they are written to in basic block s .
 - e.g. x and y in BB_{eg_3} in the previous slide
- A variable is alive in a basic block if it is in the set:
 - ?
- A variable is killed in a basic block if it is in the set:
 - ?

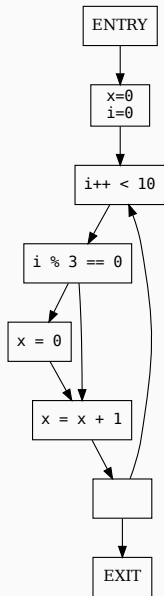
Finding out if a definition is live

- Start from the definition, and see if it “reaches” a use
 - i.e., it is not killed on *some* path (in the CFG) to a use
- Start from a use, and walk backwards to see if you can reach the definition
 - Repeat for all uses

Example #1



Example #2



Limitations

When does enumerating paths work in practice?

A More Practical Way: Iterative Data flow Analysis

- Setup data flow equations
- Solve these data flow equations

Outline

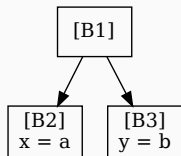
Review

Live Variable Analysis

Live Variables using Iterative Data flow Analysis

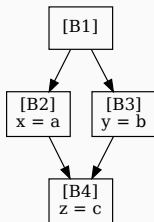
Postscript

Equations for Live Variables



- Each basic block has “incoming” edges (from predecessors) and “outgoing” edges (to successors).
- When is an “incoming” variable live “into” a block?
 - it is in UE for that block
- When is a variable live out of a block n ?
 - it is live into a successor block m
 - first try: $LIVEOUT(n) = \cup_m UE(m)$ (where $m \in succ(n)$)
 - what are we missing?

Complete equation



$$\text{LIVEOUT}(n) = \cup_{m \in \text{succ}(n)} \text{UE}(m) \cup (\text{LIVEOUT}(m) \cap \overline{\text{DEF}(m)})$$

The variables live out of block n must:

- be upwardly exposed in a successor m
- OR be live out of m and NOT be killed by m (i.e. $\overline{\text{DEF}(m)}$)
 - note this is equivalent to $(\text{LIVEOUT}(m) - \text{DEF}(m))$

How would you begin solving this equation?

Iterative Data flow Analysis Algorithm for Live Variables

- Live variables is a *backwards dataflow analysis*
 - “Facts” flow from a node’s successors to it
- Initialization:
 - Compute $DEF(s)$ for all blocks s
 - Compute $UE(s)$ for all blocks s
 - Set $LIVEOUT(s) = \emptyset$ for all s
- Repeat (iterate):
 - Compute $LIVEOUT(s)$ for all blocks s
 - Until no set $LIVEOUT(s)$ changes – i.e. until a fixpoint is reached.

Termination and correctness

- Termination
 - Note $LIVEOUT(s)$ only increases in size or remains the same in every iteration
 - What is the maximum size of $LIVEOUT(s)$?
- Correctness
 - When the algorithm terminates, all computed $LIVEOUT(s)$ sets satisfy the equation
 - and hence meet the definition of “liveness” .

Quality of solution?

How does the iterative solution differ from the path-based solution?

Outline

Review

Live Variable Analysis

Live Variables using Iterative Data flow Analysis

Postscript

References

- Chapter 8 of Cooper and Turczon
 - Section 8.6.1
- Also recommended:
 - Aho, Lam, Sethi and Ullman, Chapter 9, Section 9.2.5